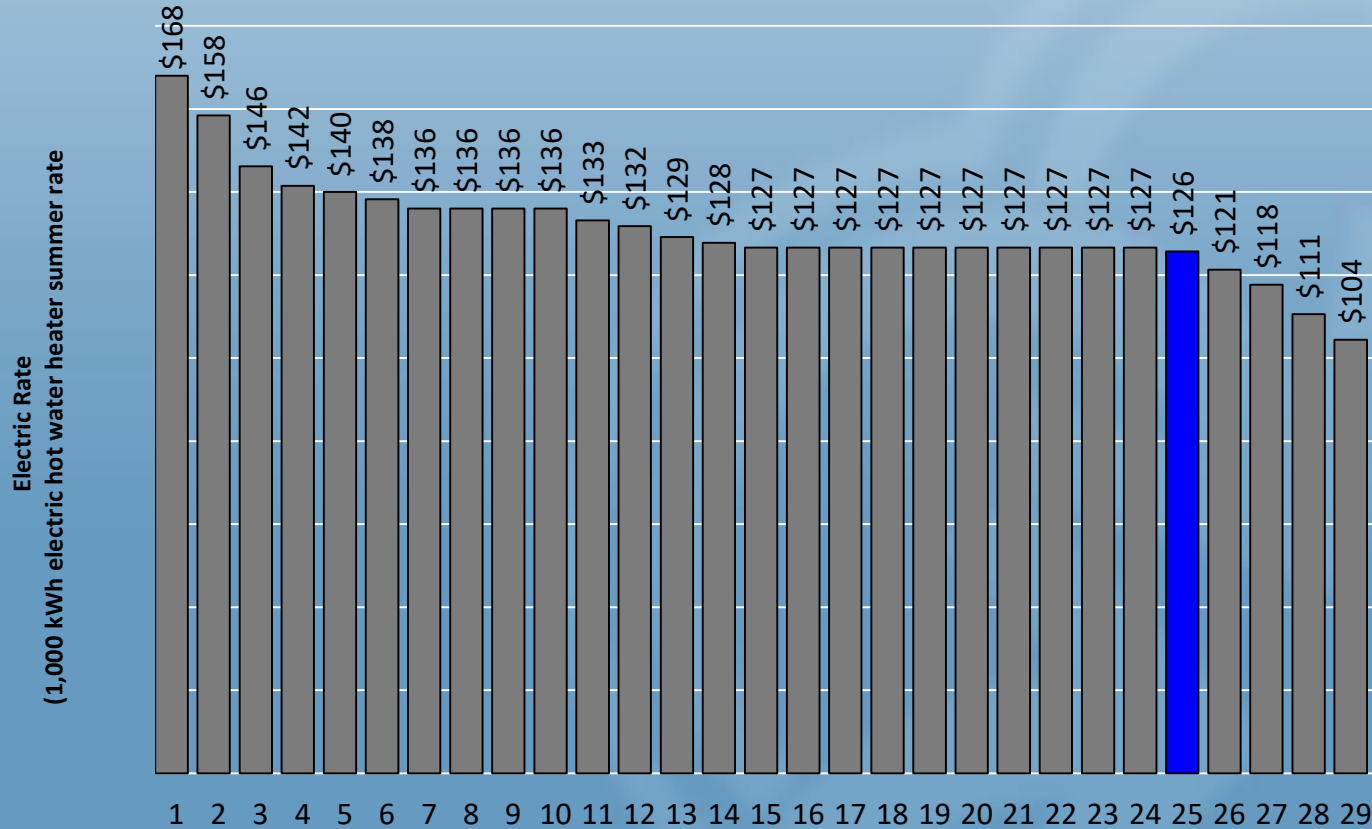


Cost of Public Services Proposed FY2021 Budget

Comparison of Electric Rates

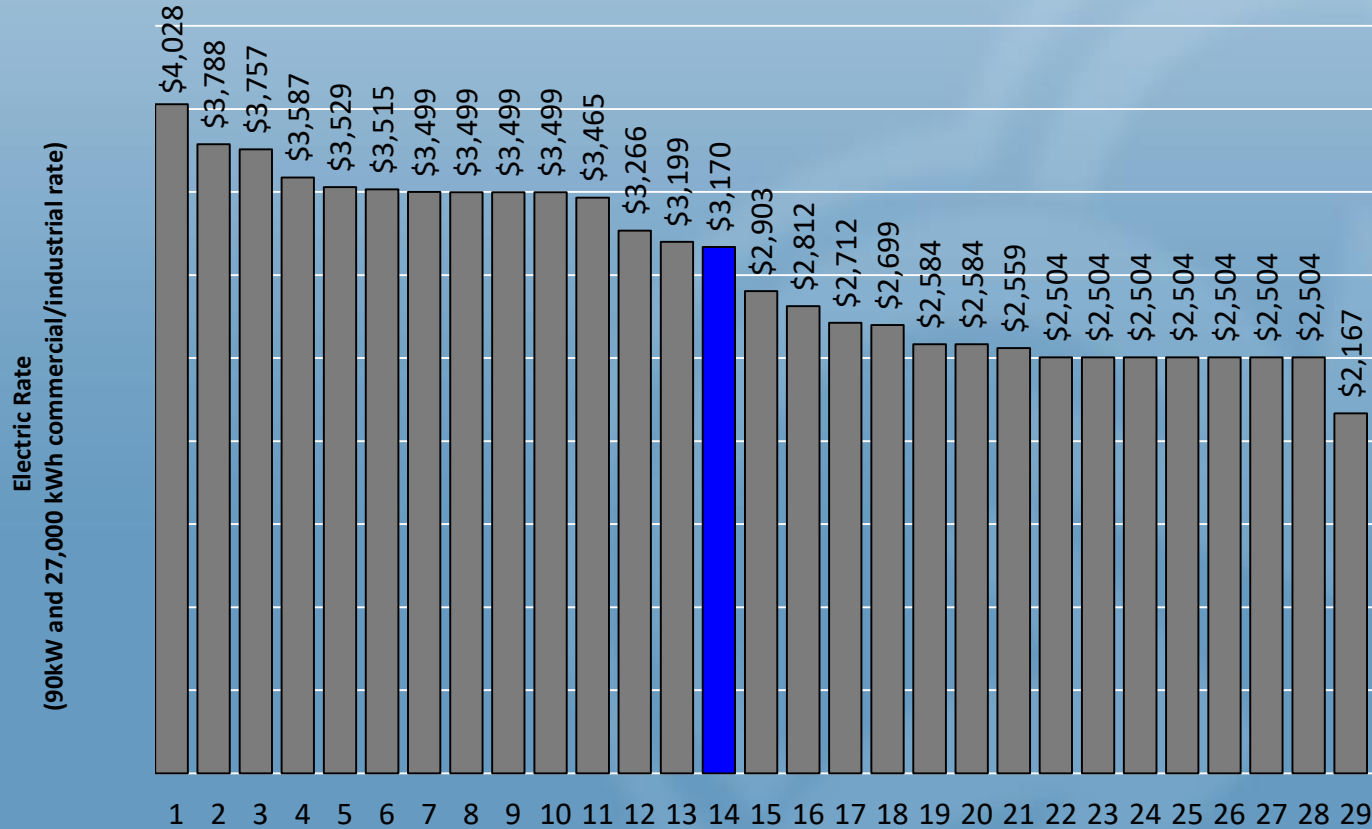
Rock Hill Residential Rates Compared to S.C. Cities, PMPA Cities, Regional Cities, & York County Cities



1. Clinton (PMPA)
2. Westminster (PMPA)
3. Myrtle Beach (Santee Cooper)
4. Union (PMPA)
5. Newberry (PMPA)
6. Laurens (PMPA)
7. Columbia (SCE&G)
8. Charleston (SCE&G)
9. N. Charleston (SCE&G)
10. Mt. Pleasant (SCE&G)
11. Monroe (Electricities)
12. Abbeville (PMPA)
13. Gastonia (Electricities)
14. Easley (PMPA)
15. Florence (Progress)
16. Greenville (Duke-SC)
17. Spartanburg (Duke-SC)
18. Lancaster (Duke-SC)
19. Sumter (Progress)
20. Fort Mill (Duke-SC)
21. Clover (Duke-SC)
22. Tega Cay (Duke-SC)
23. York (Duke-SC)
24. Anderson (Duke-SC)
25. Rock Hill (PMPA) (23)
26. Greer (PMPA)
27. Gaffney (PMPA)
28. Concord (NTE Energy)
29. Charlotte (Duke-NC)

Comparison of Electric Rates

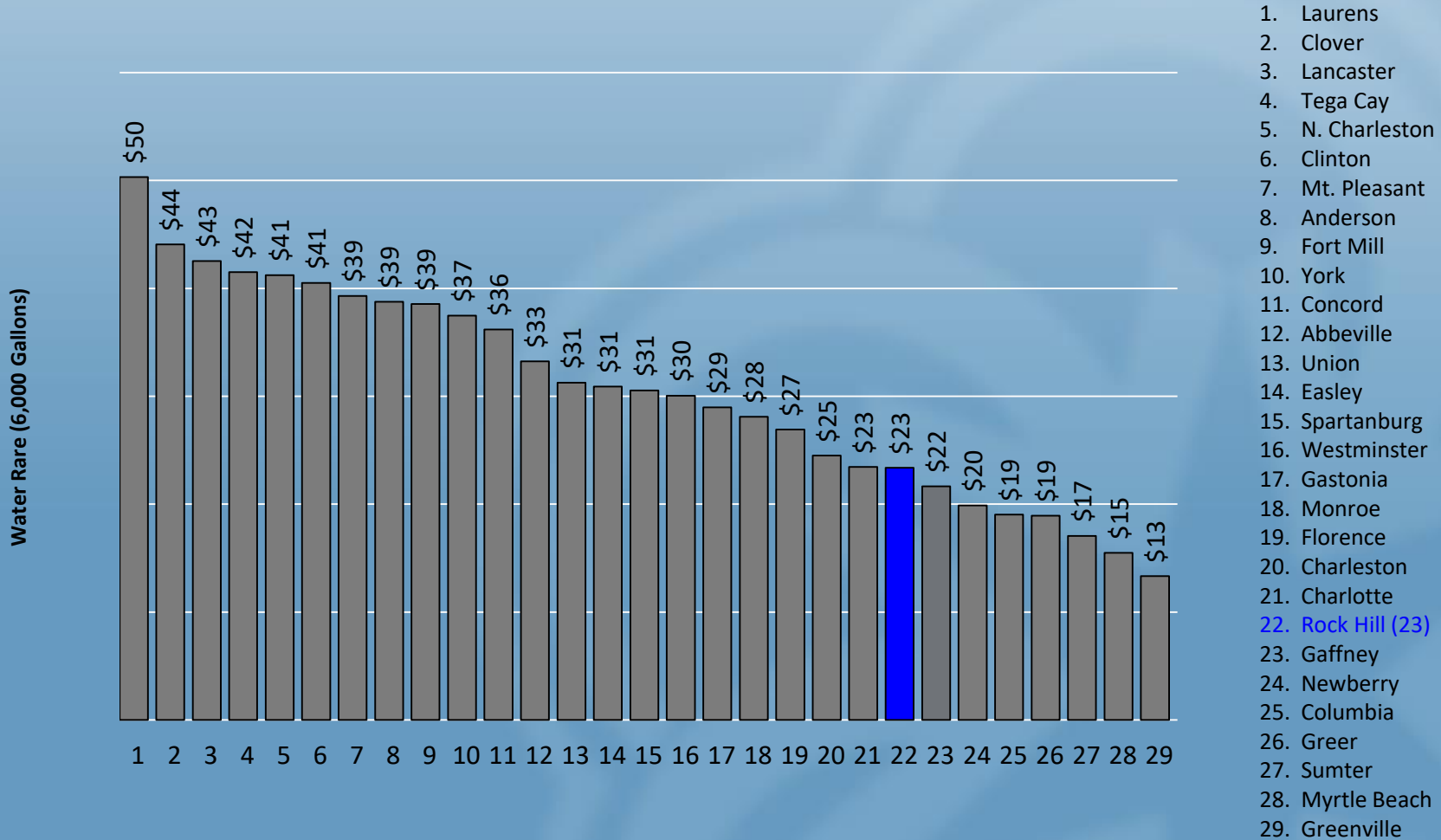
Rock Hill Commercial Rates Compared to S.C. Cities, PMPA Cities, Regional Cities, & York County Cities



1. Westminster (PMPA)
2. Gastonia (Electricities)
3. Union (PMPA)
4. Myrtle Beach (Santee Cooper)
5. Concord (NTE Energy)
6. Newberry (PMPA)
7. N. Charleston (SCE&G)
8. Columbia (SCE&G)
9. Charleston (SCE&G)
10. Mt. Pleasant (SCE&G)
11. Gaffney (PMPA)
12. Clinton (PMPA)
13. Easley (PMPA)
14. Rock Hill (PMPA) (14)
15. Abbeville (PMPA)
16. Laurens (Progress)
17. Monroe (Electricities)
18. Greer (PMPA)
19. Florence (Progress)
20. Sumter (Progress)
21. Anderson (Duke-SC)
22. Greenville (Duke-SC)
23. Spartanburg (Duke-SC)
24. Lancaster (Duke-SC)
25. Fort Mill (Duke-SC)
26. Clover (PMPA)
27. Tega Cay (PMPA)
28. York (Duke-SC)
29. Charlotte (Duke-NC)

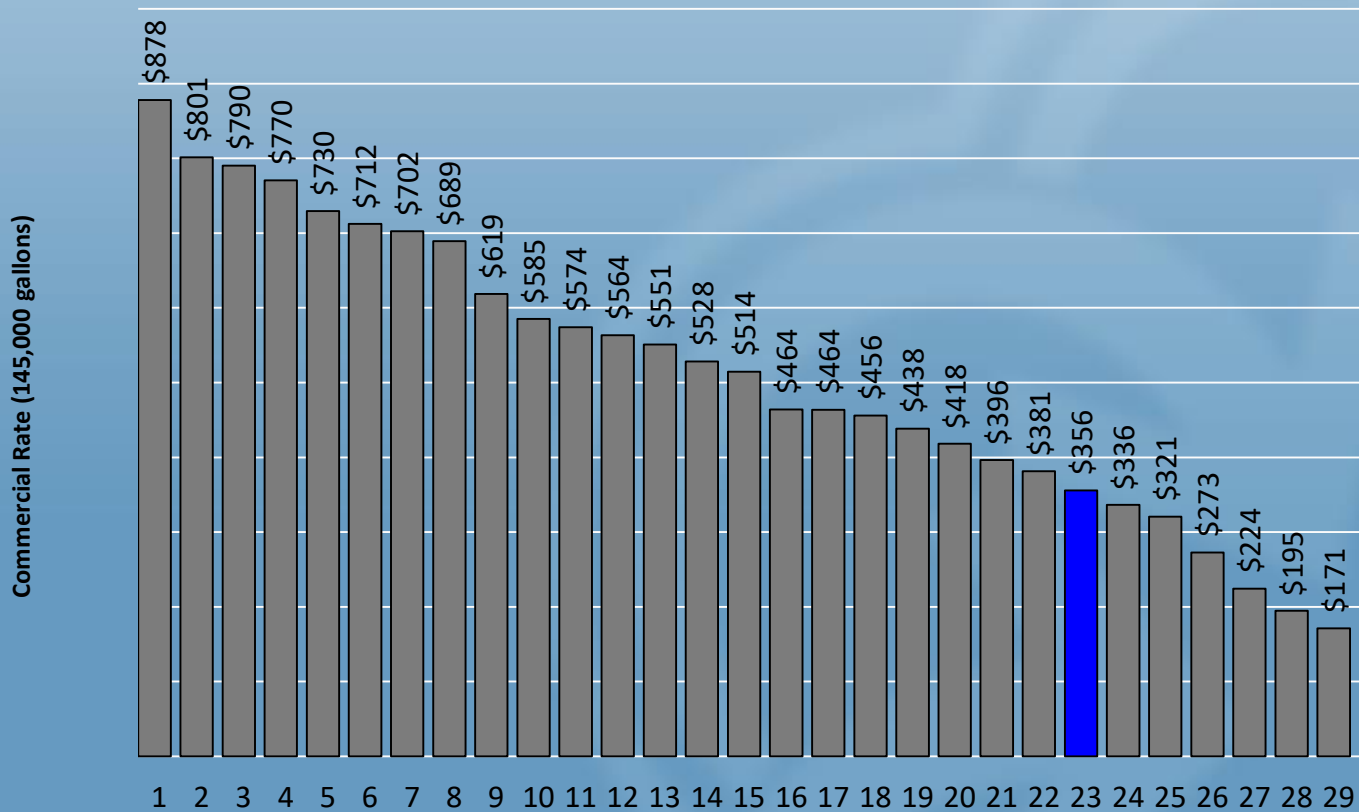
Comparison of Water Rates

Rock Hill Residential Rates Compared to S.C. Cities, PMPA Cities, Regional Cities, & York County Cities



Comparison of Water Rates

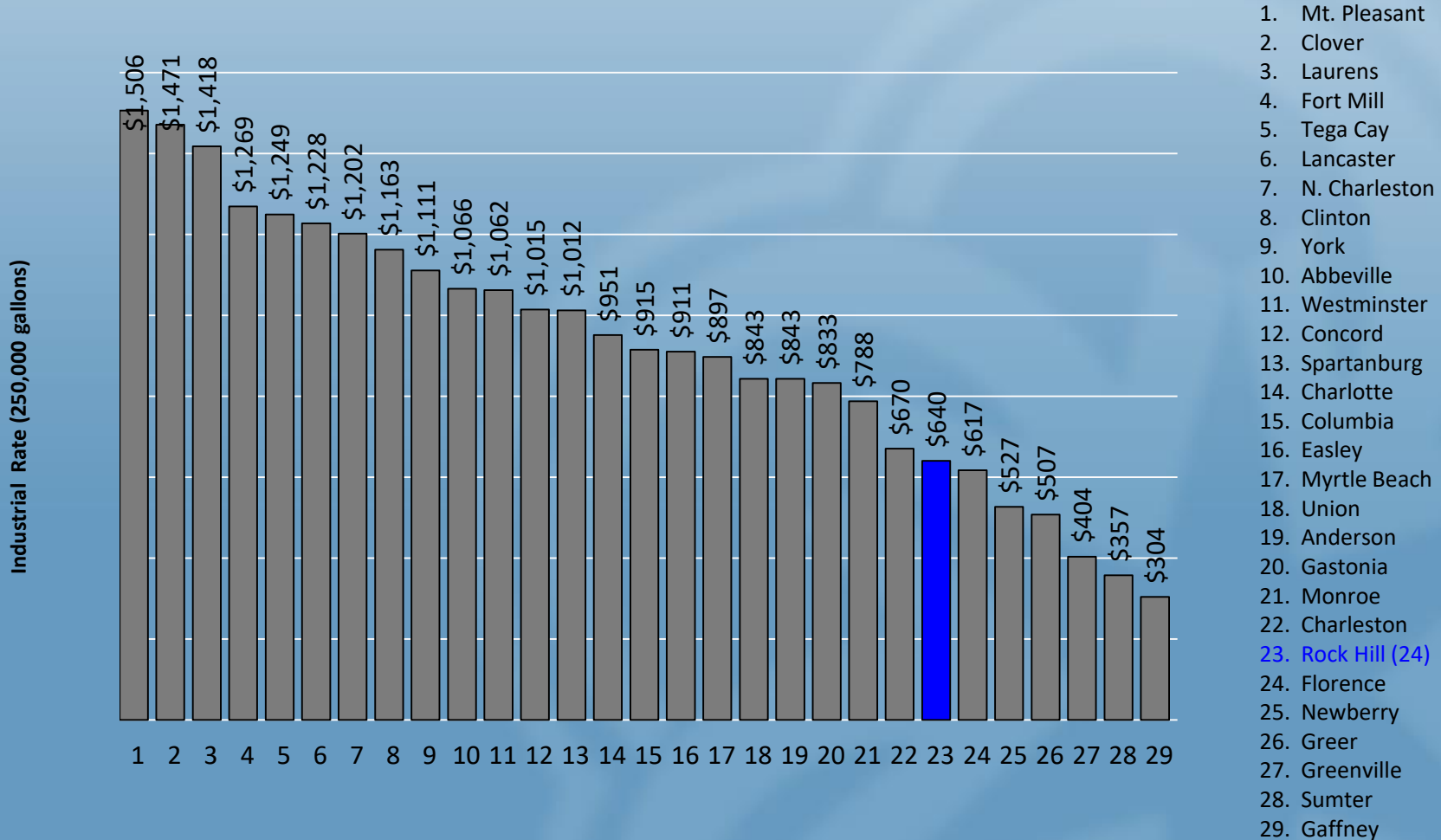
Rock Hill Commercial Rates Compared to S.C. Cities, PMPA Cities, Regional Cities, & York County Cities



1. Mt. Pleasant
2. Laurens
3. Concord
4. Clover
5. Tega Cay
6. Fort Mill
7. Lancaster
8. N. Charleston
9. York
10. Abbeville
11. Spartanburg
12. Clinton
13. Charlotte
14. Columbia
15. Easley
16. Gastonia
17. Westminster
18. Myrtle Beach
19. Union
20. Monroe
21. Anderson
22. Charleston
23. Rock Hill (25)
24. Florence
25. Newberry
26. Greer
27. Greenville
28. Sumter
29. Gaffney

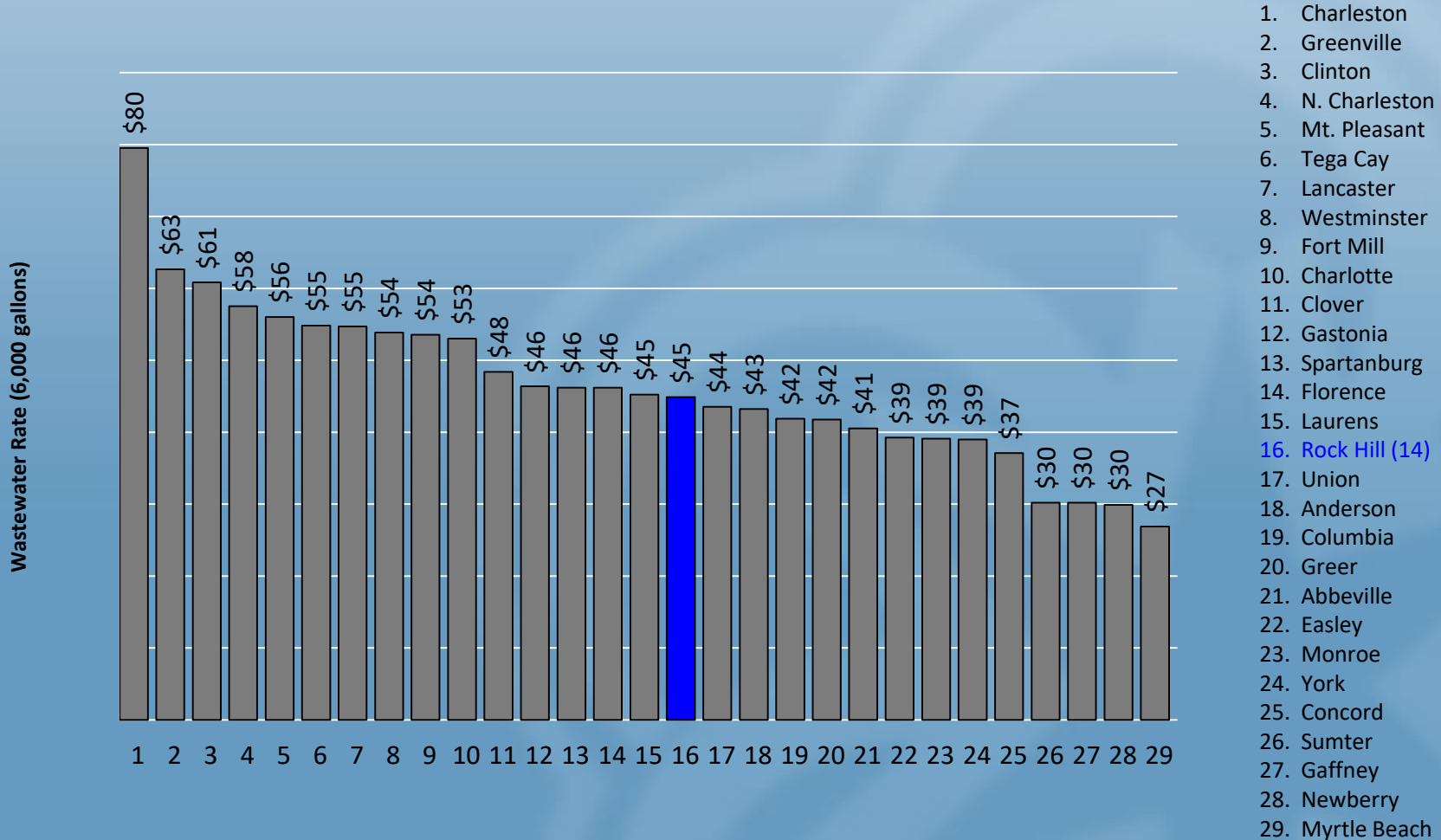
Comparison of Water Rates

Rock Hill Industrial Rates Compared to S.C. Cities, PMPA Cities, Regional Cities, & York County Cities



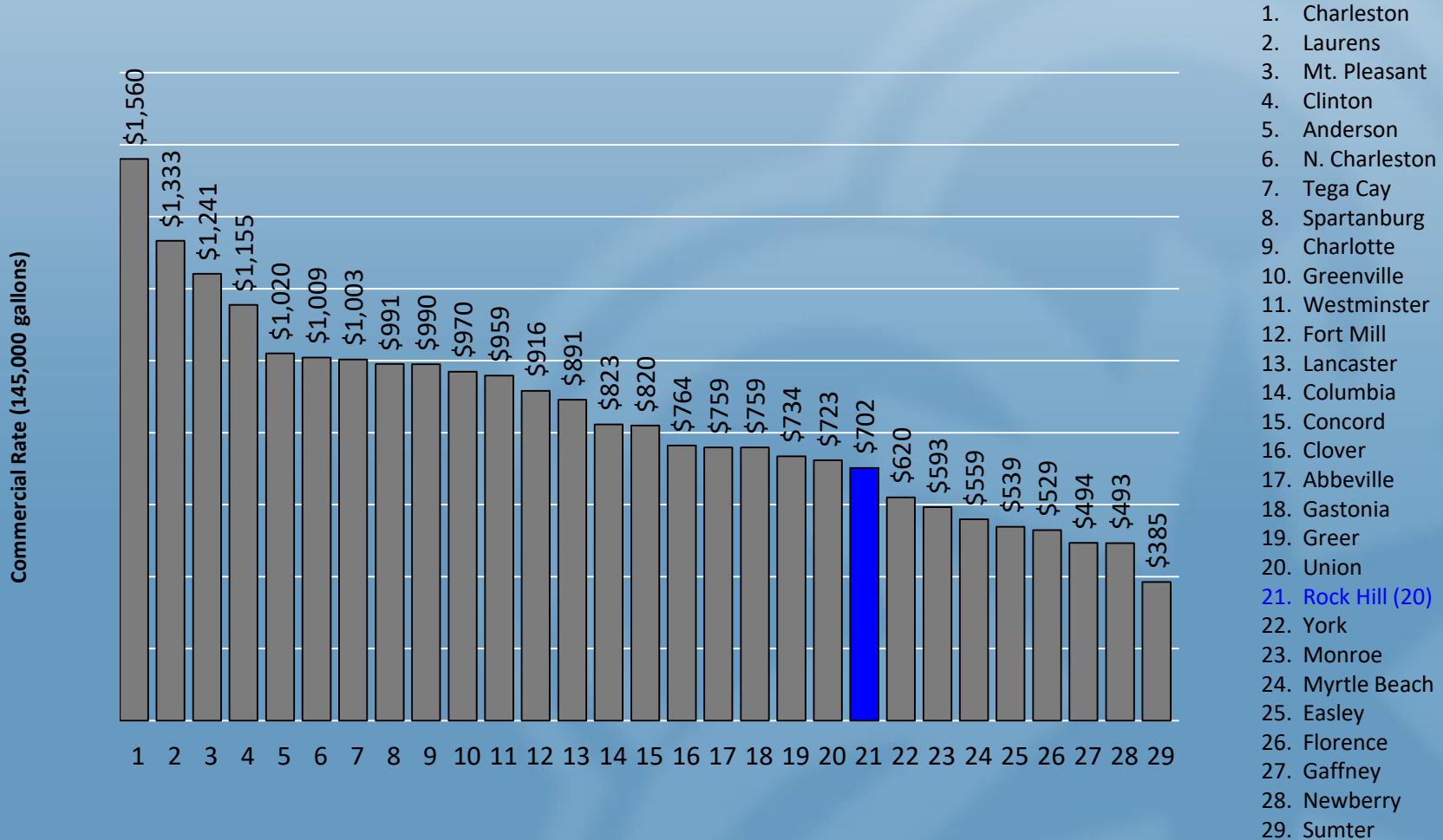
Comparison of Wastewater Rates

Rock Hill Residential Rates Compared to S.C. Cities, PMPA Cities, Regional Cities, & York County Cities



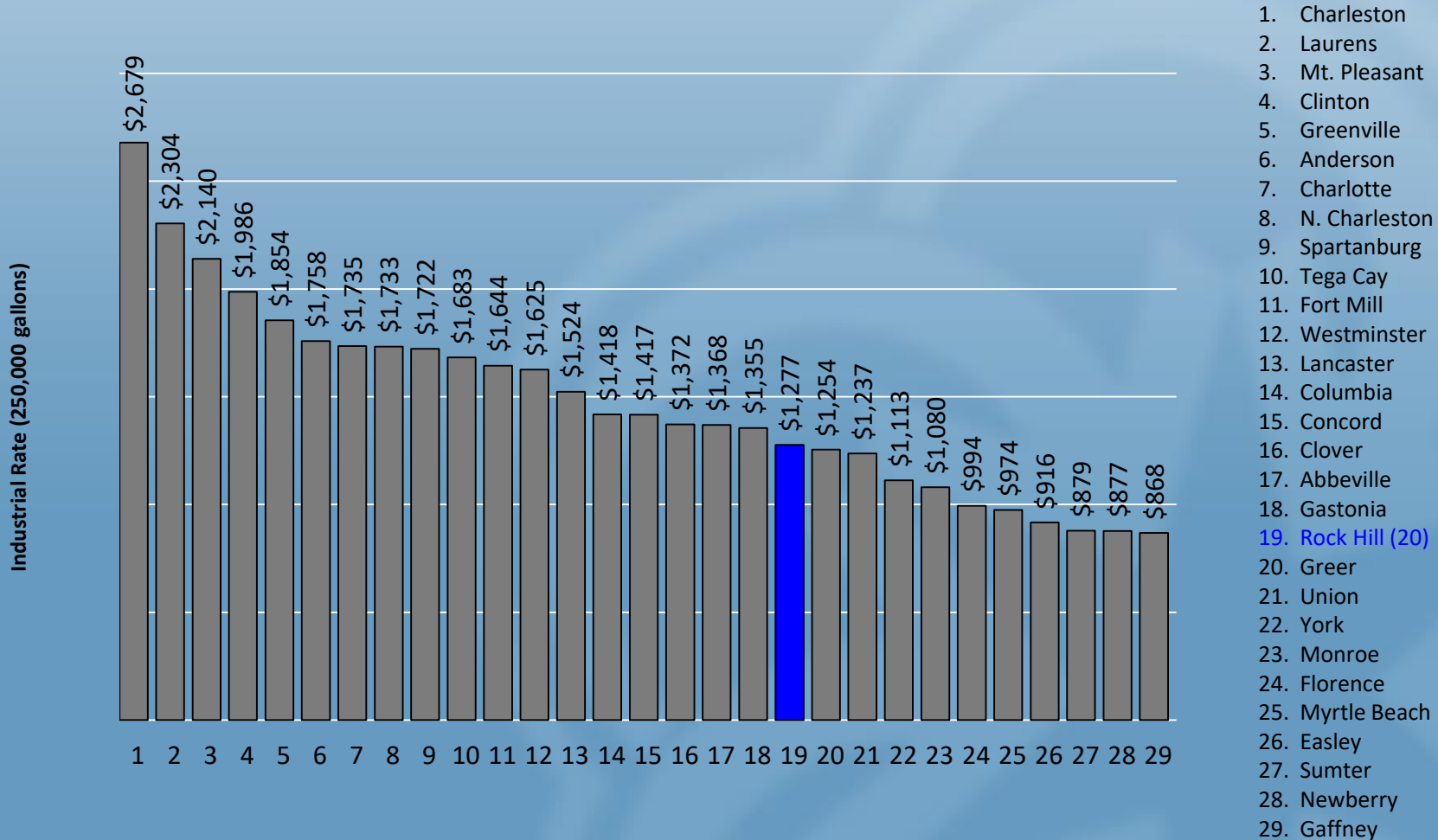
Comparison of Wastewater Rates

Rock Hill Commercial Rates Compared to S.C. Cities, PMPA Cities, Regional Cities, & York County Cities



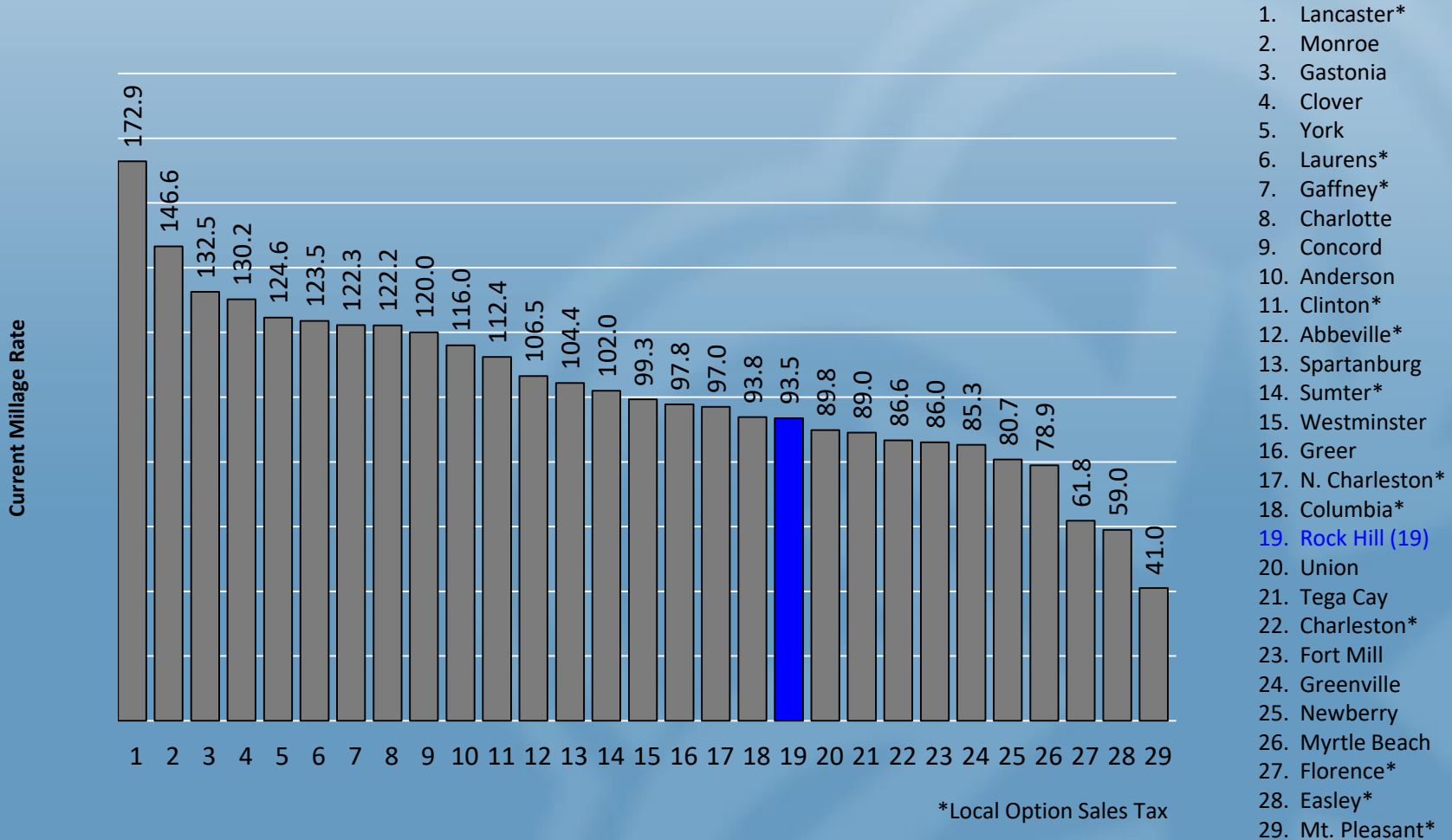
Comparison of Wastewater Rates

Rock Hill Industrial Rates Compared to S.C. Cities, PMPA Cities, Regional Cities, & York County Cities



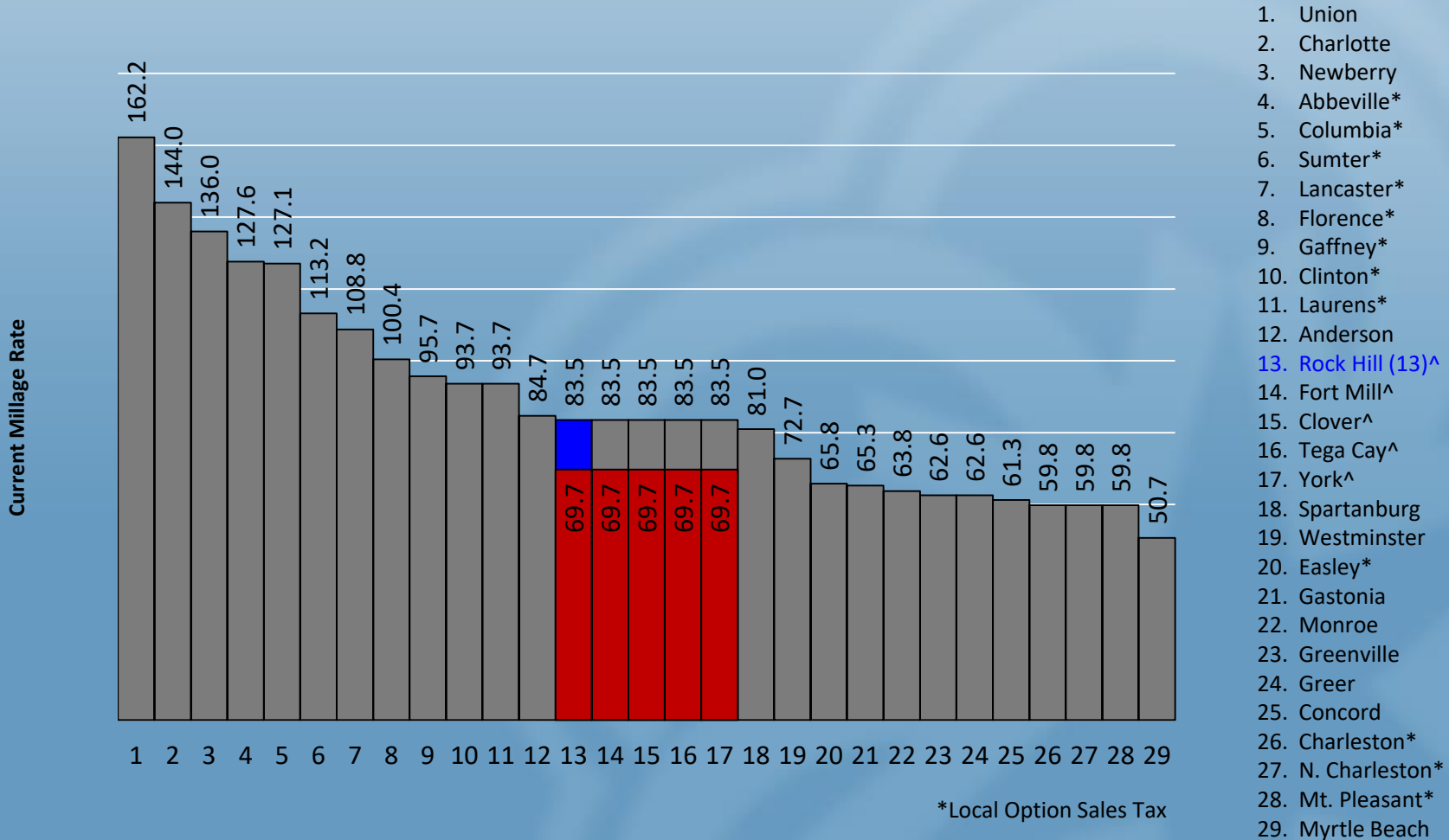
Comparison of City Tax Rates

Rock Hill City Tax Rates Compared to S.C. Cities, PMPA Cities, Regional Cities, & York County Cities



Comparison of County Tax Rates

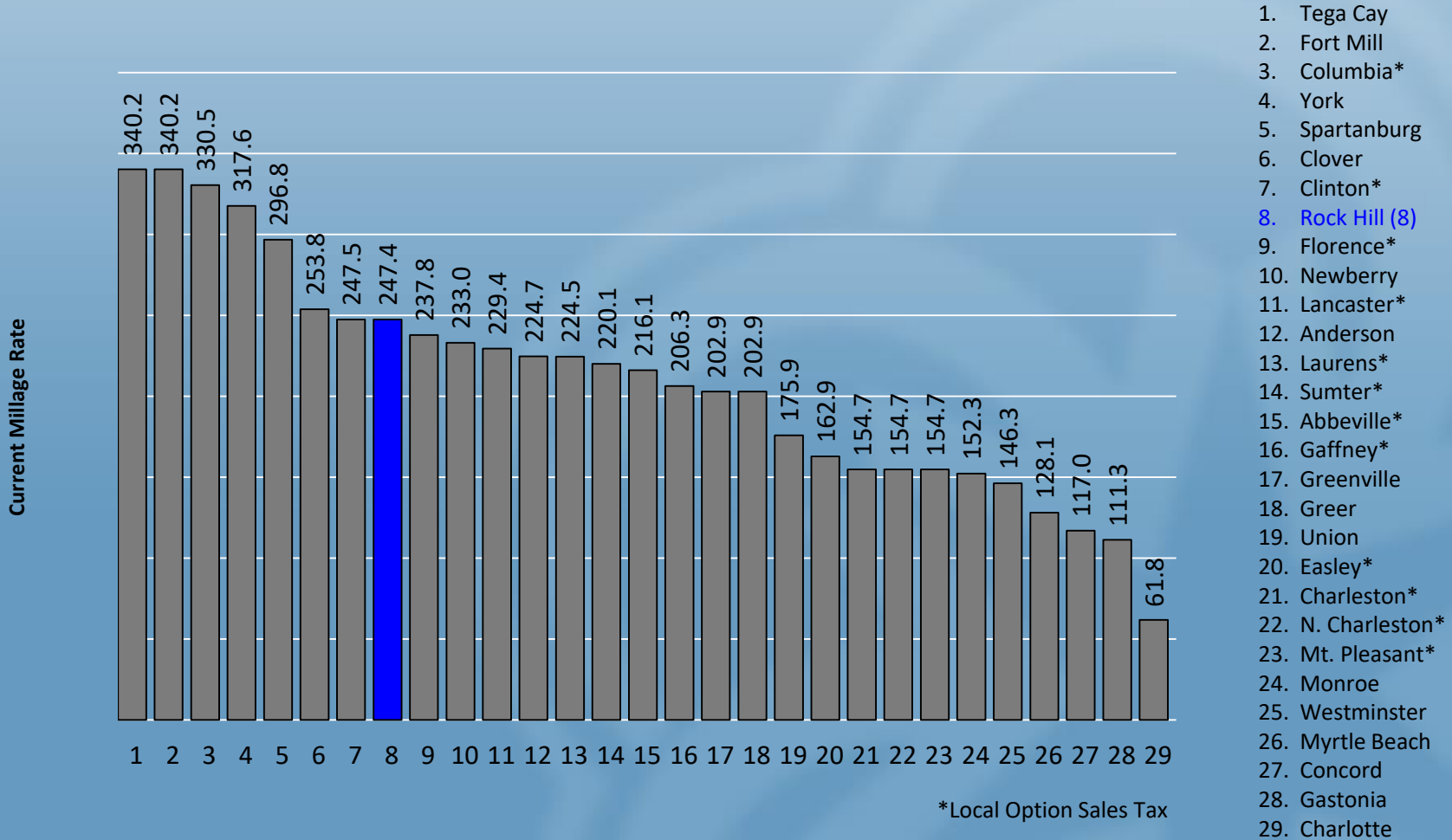
York County Tax Rates Compared to S.C. Cities,
PMPA Cities, Regional Cities, & York County Cities



^5 years ago York County's millage was 69.7. The County has increased millage by 13.8 mils (19.80%) in the last 5 years

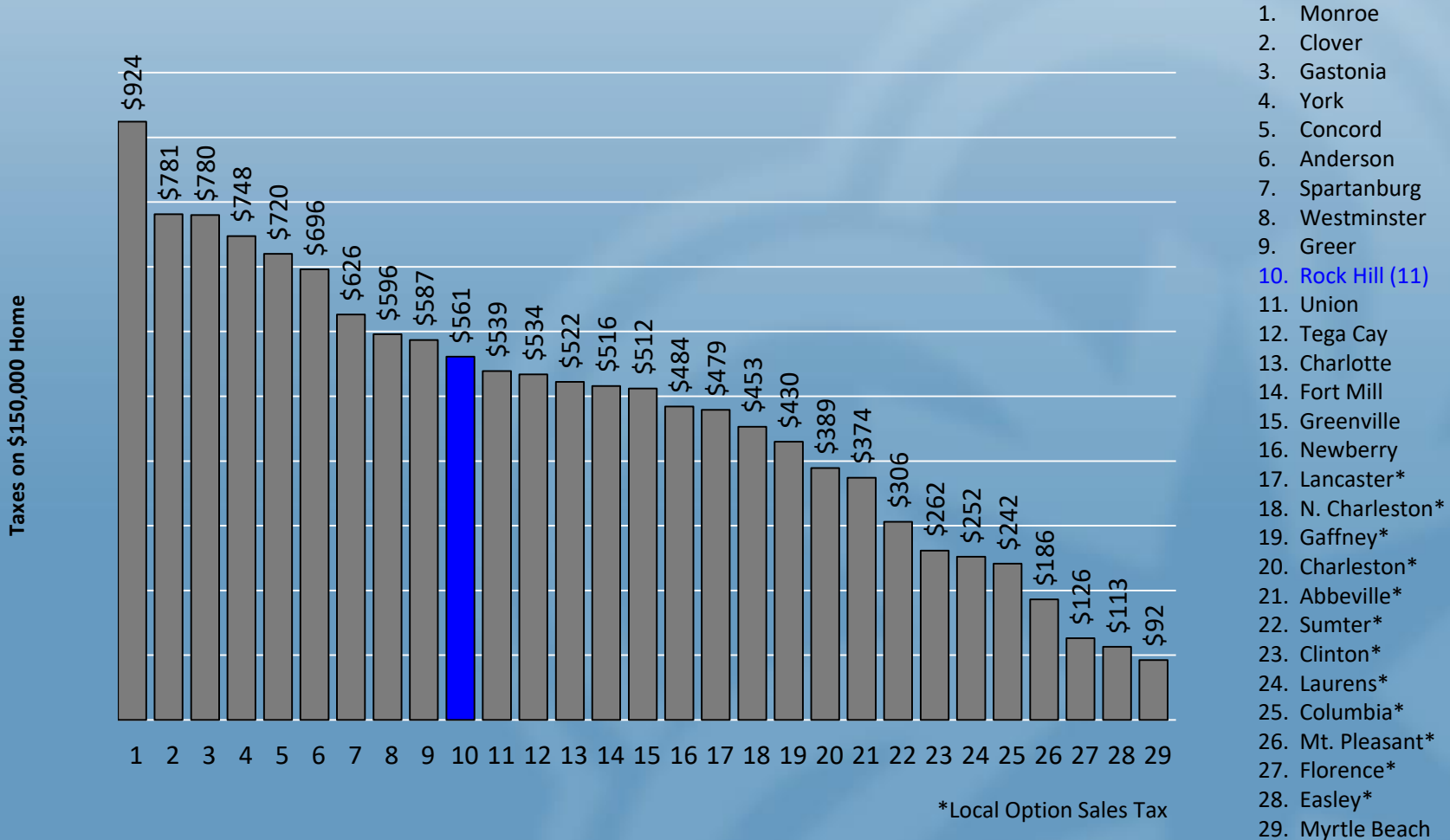
Comparison of School Tax Rates

Rock Hill School Tax Rates Compared to S.C. Cities,
PMPA Cities, Regional Cities, & York County Cities



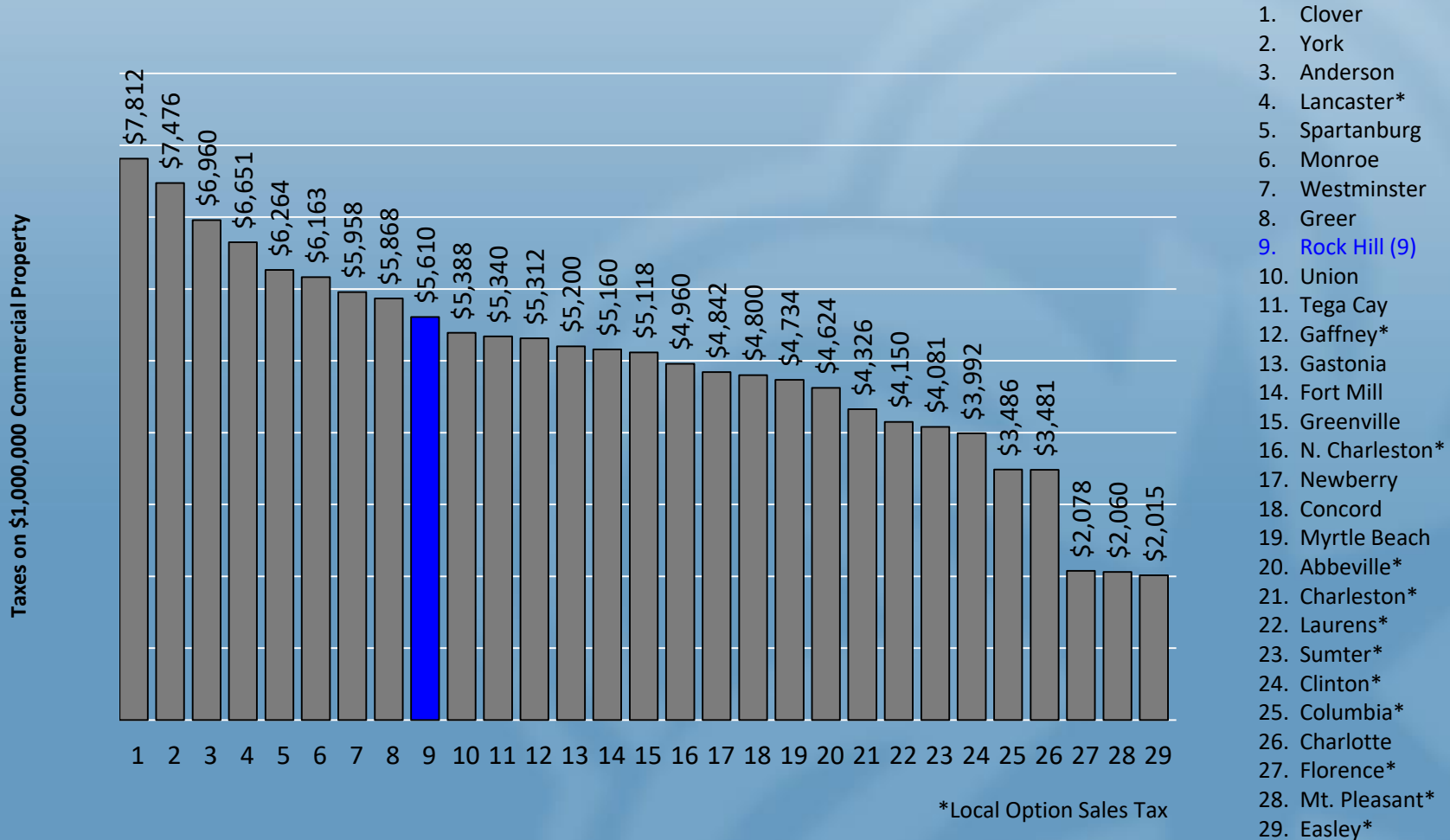
Comparison of Annual Taxes

Rock Hill City Residential Taxes Compared to S.C. Cities, PMPA Cities, Regional Cities, & York County Cities



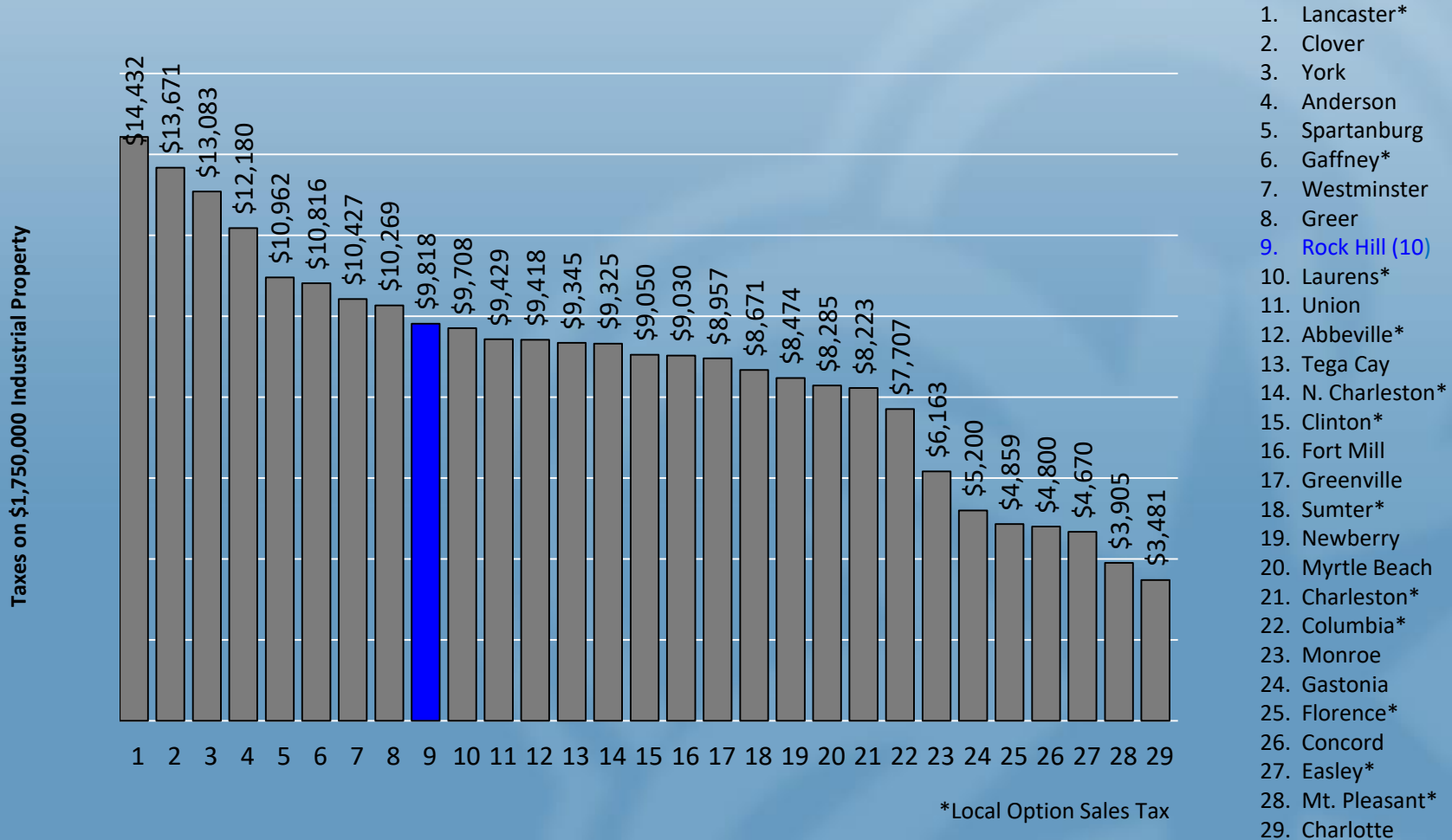
Comparison of Annual Taxes

Rock Hill City Commercial Taxes Compared to S.C. Cities, PMPA Cities, Regional Cities, & York County Cities



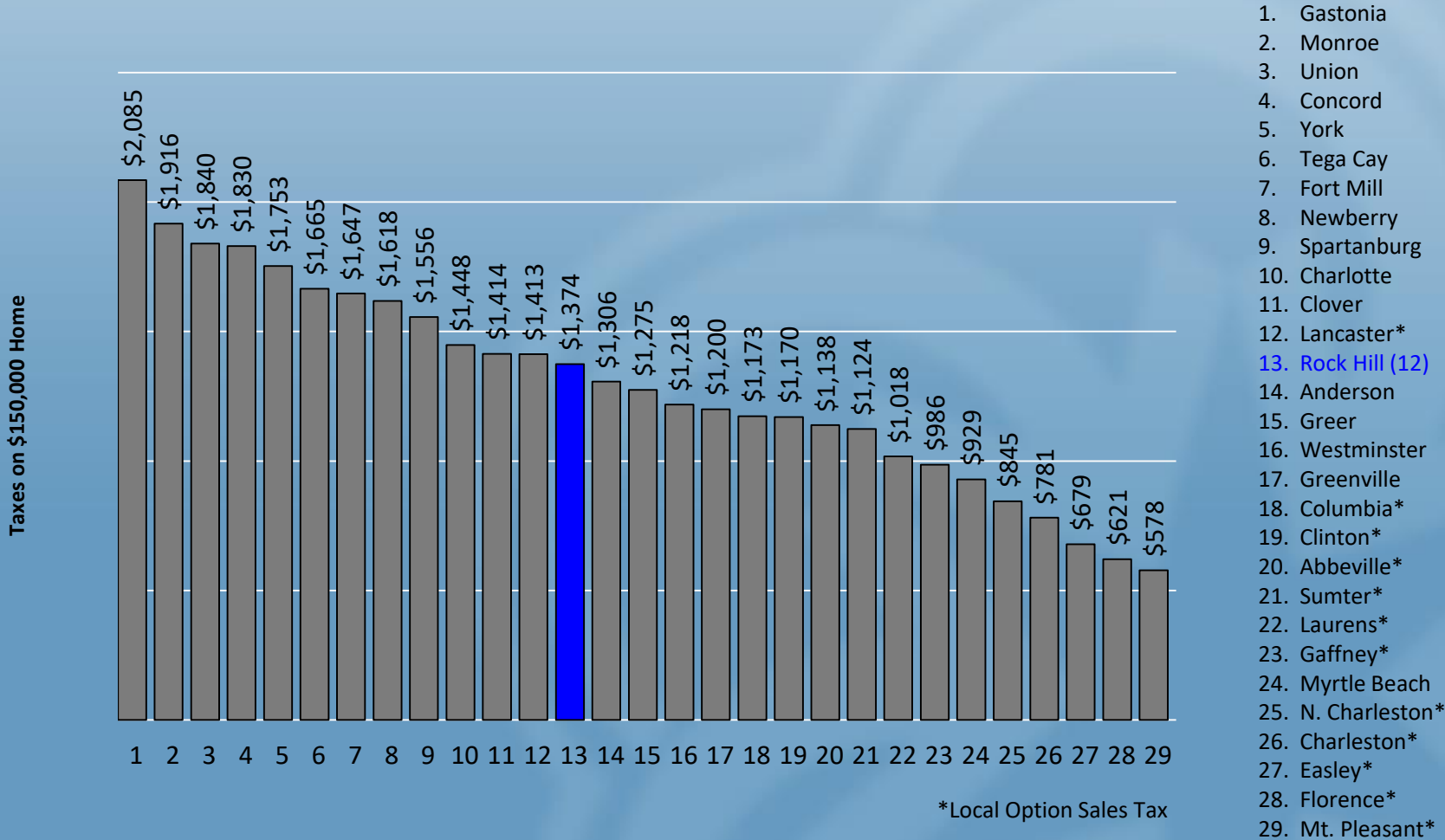
Comparison of Annual Taxes

Rock Hill City Industrial Taxes Compared to S.C. Cities,
PMPA Cities, Regional Cities, & York County Cities



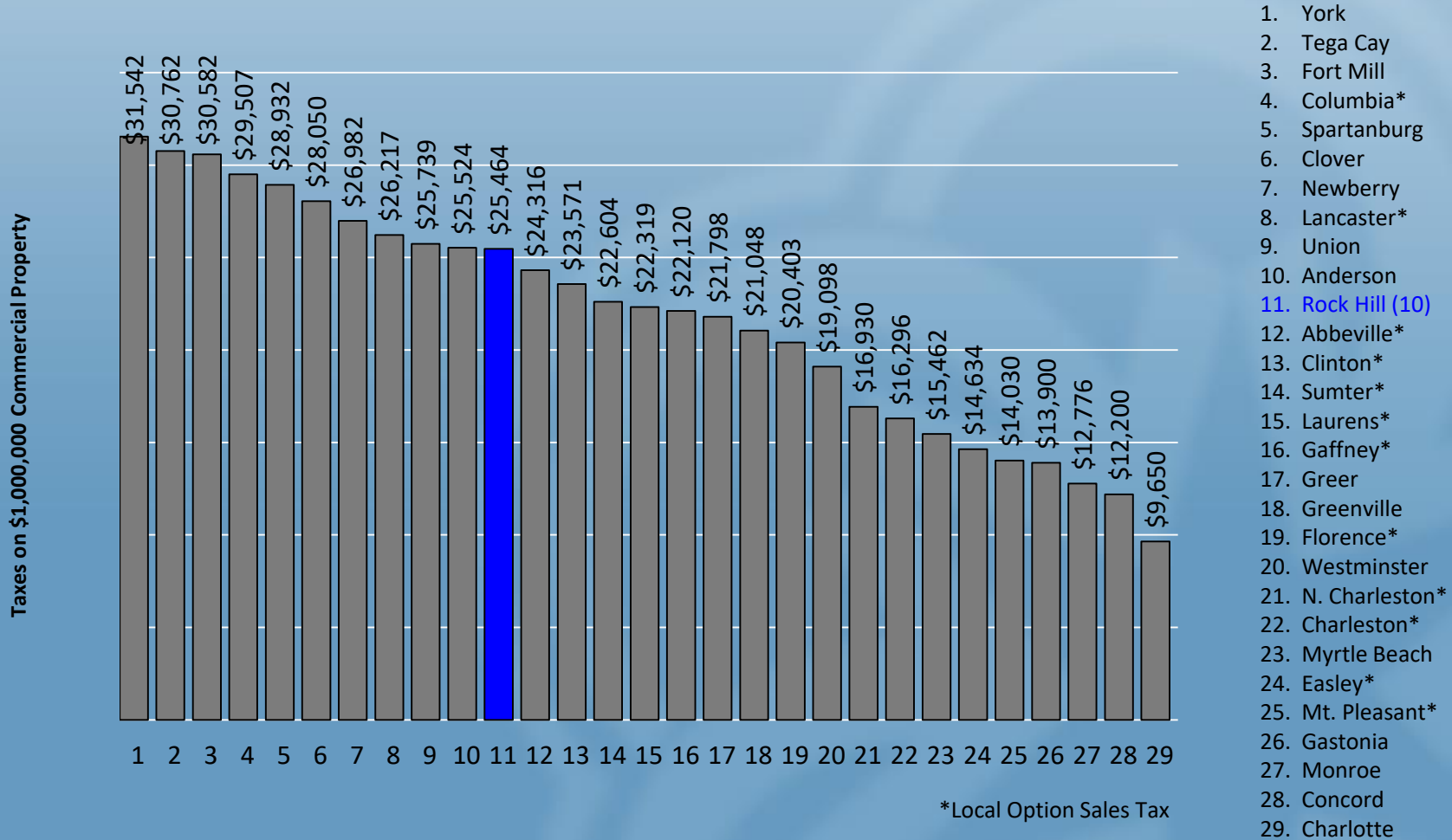
Comparison of Combined Annual Taxes

Rock Hill City, County & School Residential Taxes Compared to S.C. Cities, PMPA Cities, Regional Cities, & York County Cities



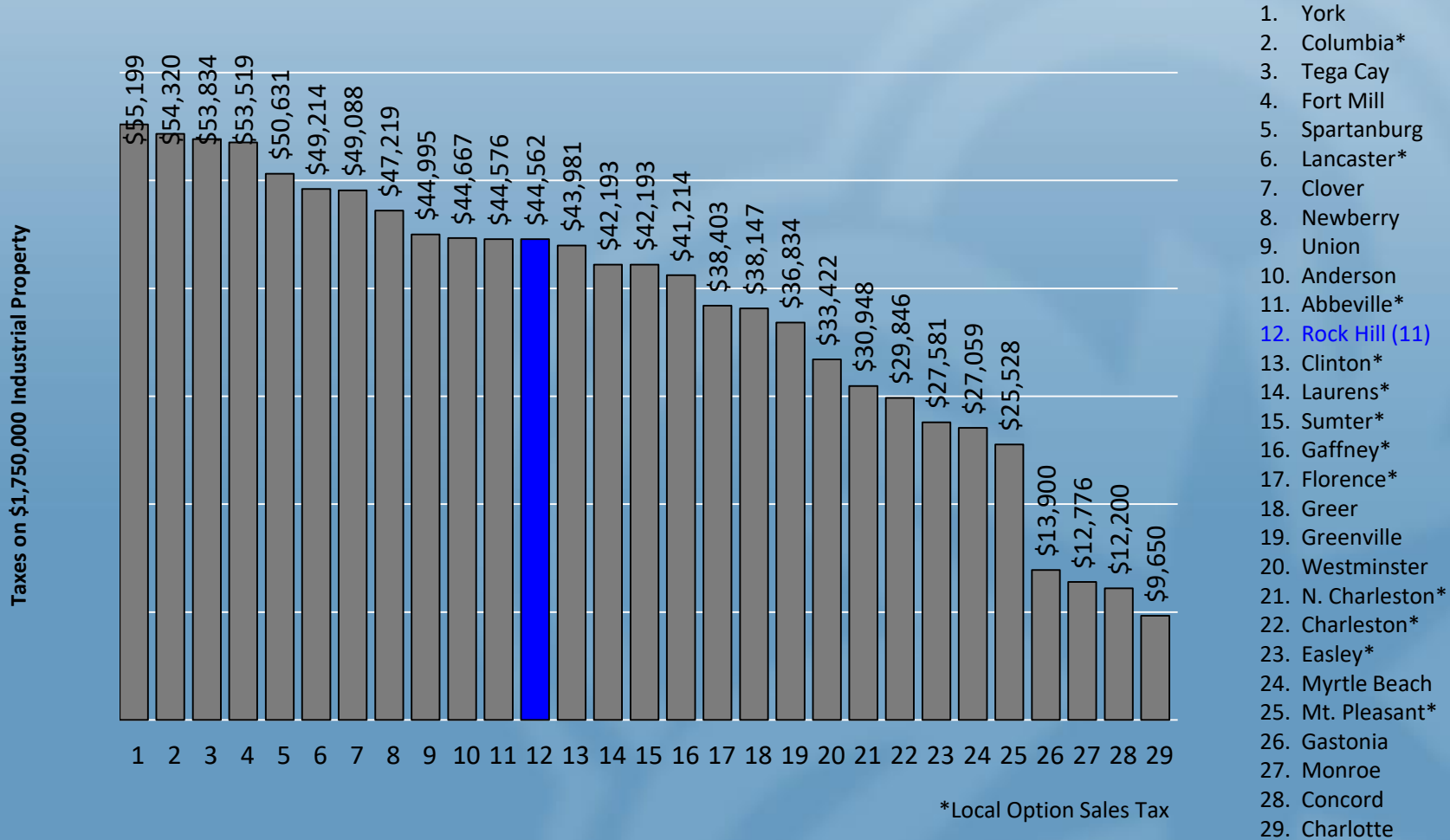
Comparison of Combined Annual Taxes

Rock Hill City, County & School Commercial Taxes Compared to S.C. Cities, PMPA Cities, Regional Cities, & York County Cities



Comparison of Combined Annual Taxes

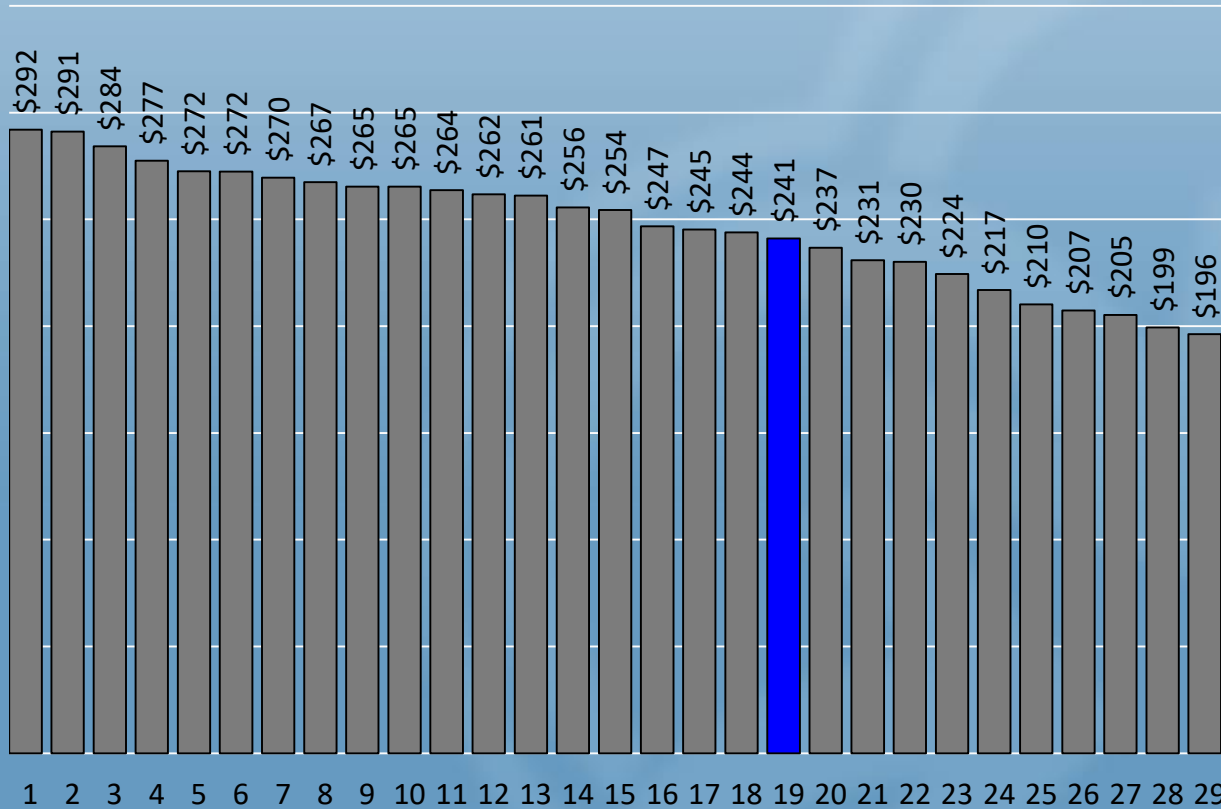
Rock Hill City, County & School Industrial Taxes Compared to S.C. Cities, PMPA Cities, Regional Cities, & York County Cities



Comparison of Electric/Water/WW/Tax Rates

Rock Hill Residential Taxes Compared to S.C. Cities, PMPA Cities, Regional Cities, & York County Cities

Combined Electric, Water, Sewer and Tax Rates



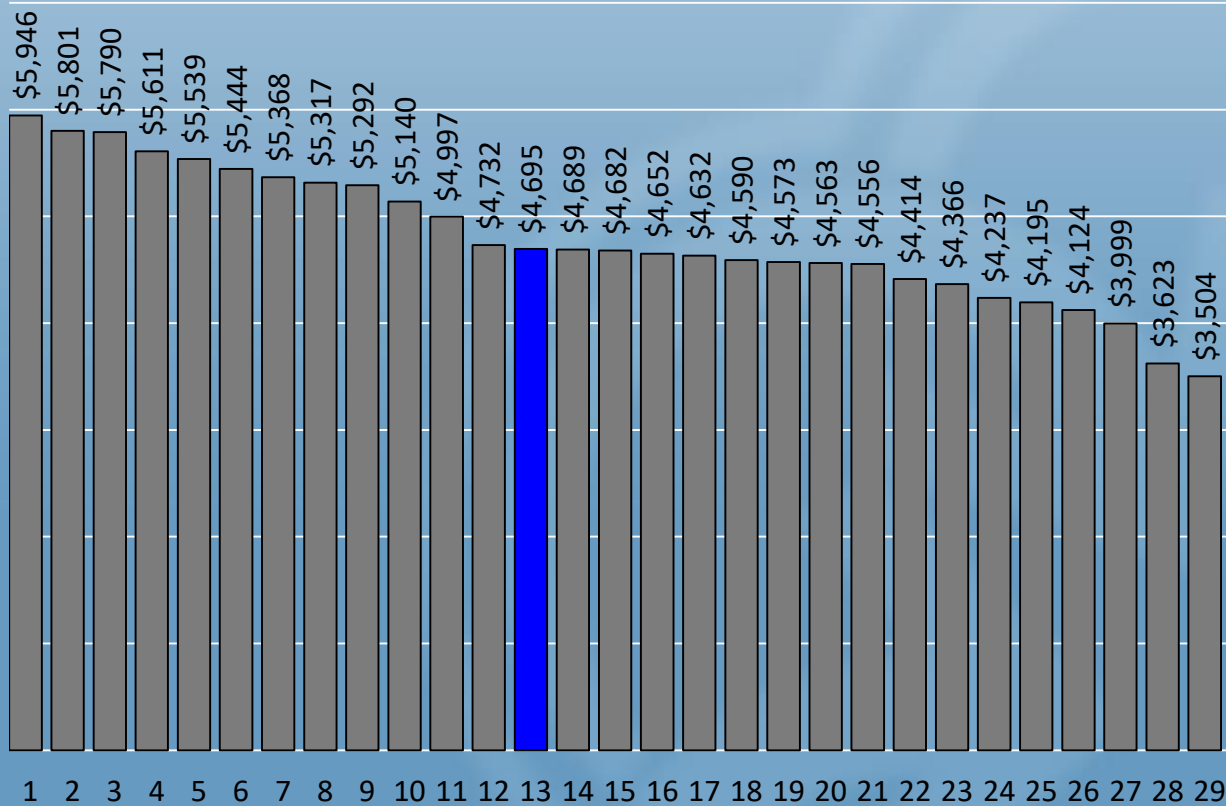
1. Westminster
2. Clinton*
3. Clover
4. Monroe
5. N. Charleston*
6. Charleston*
7. Gastonia
8. Tega Cay
9. Anderson
10. York
11. Lancaster*
12. Fort Mill
13. Union
14. Spartanburg
15. Laurens*
16. Mt. Pleasant*
17. Greenville
18. Concord
19. Rock Hill (15)
20. Abbeville*
21. Greer
22. Newberry
23. Charlotte
24. Columbia*
25. Florence*
26. Easley*
27. Gaffney*
28. Sumter*
29. Myrtle Beach

*Local Option Sales Tax

Comparison of Electric/Water/WW/Tax Rates

Rock Hill Commercial Taxes Compared to S.C. Cities, PMPA Cities, Regional Cities, & York County Cities

Combined Electric, Water, Sewer and Tax Rates



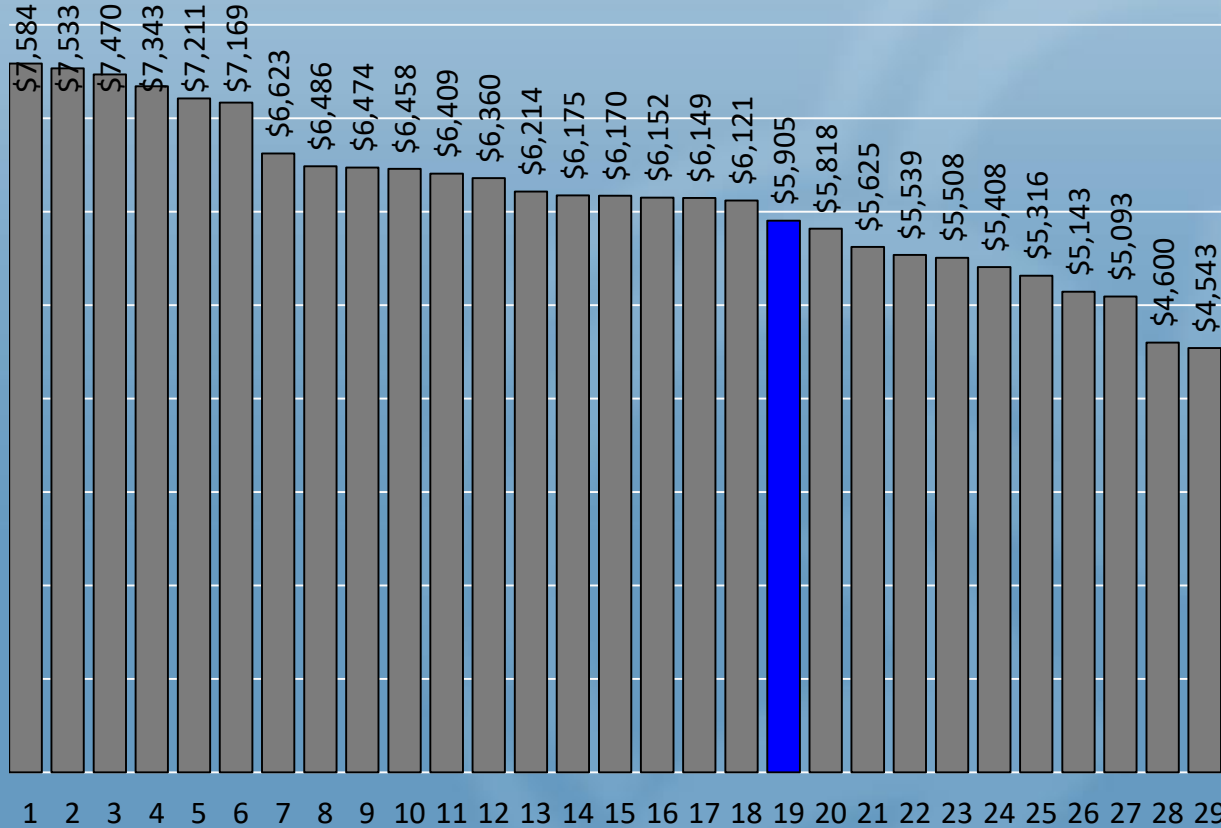
1. Westminster
2. Charleston*
3. Mt. Pleasant*
4. N. Charleston*
5. Concord
6. Gastonia
7. Union
8. Clinton*
9. Laurens*
10. Columbia*
11. Myrtle Beach
12. Newberry
13. Rock Hill (15)
14. Clover
15. Tega Cay
16. Lancaster*
17. Abbeville*
18. Spartanburg
19. Gaffney*
20. Fort Mill
21. Anderson
22. Easley*
23. York
24. Monroe
25. Greer
26. Greenville
27. Charlotte
28. Florence*
29. Sumter*

*Local Option Sales Tax

Comparison of Electric/Water/WW/Tax Rates

Rock Hill Industrial Taxes Compared to S.C. Cities, PMPA Cities, Regional Cities, & York County Cities

Combined Electric, Water, Sewer and Tax Rates

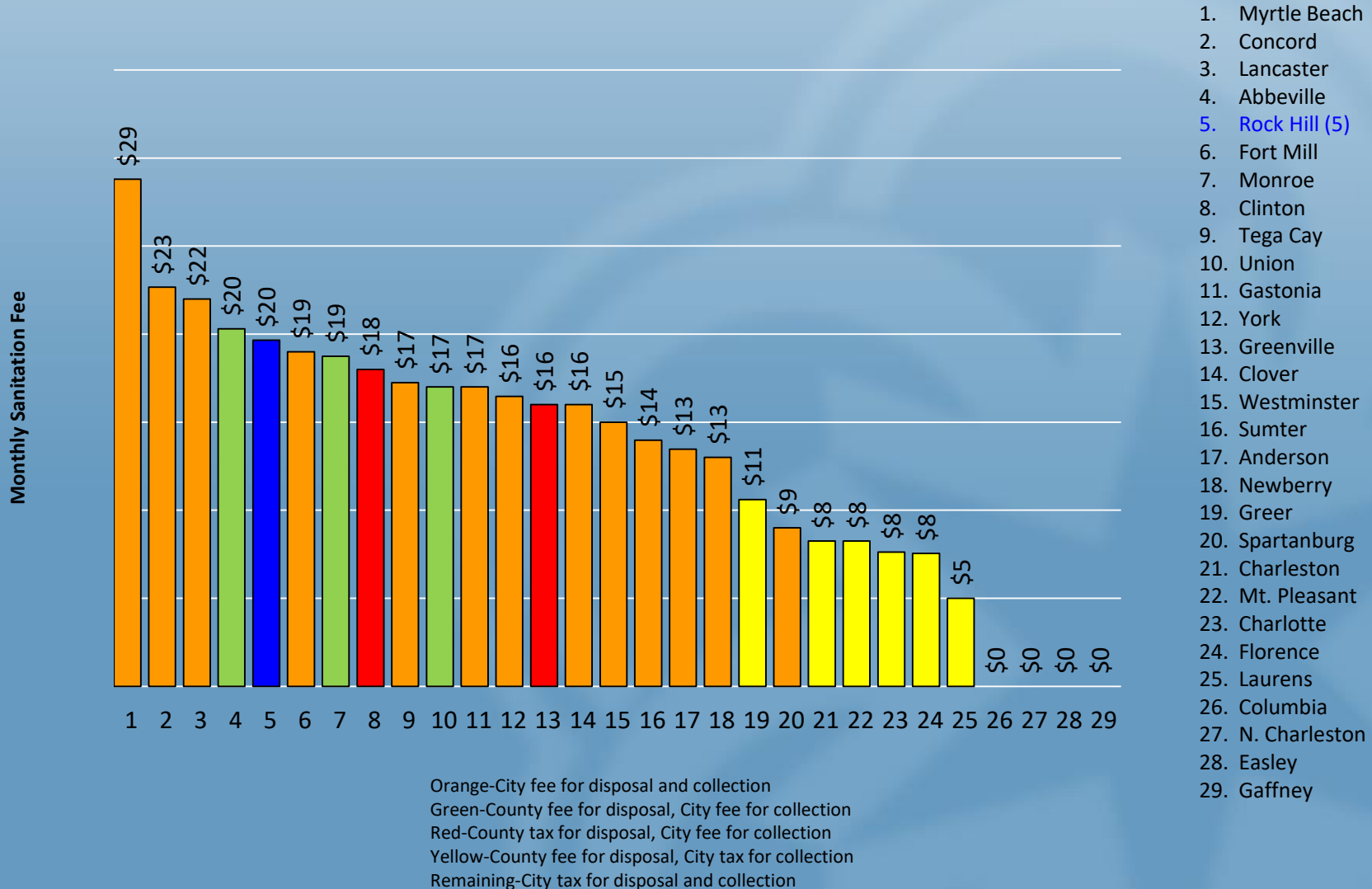


1. Westminster
2. Charleston*
3. Mt. Pleasant*
4. Laurens*
5. N. Charleston*
6. Clinton*
7. Union
8. Clover
9. Columbia*
10. Lancaster*
11. Gastonia
12. Concord
13. Tega Cay
14. Anderson
15. Fort Mill
16. Spartanburg
17. Myrtle Beach
18. Abbeville*
19. Rock Hill (19)
20. York
21. Newberry
22. Gaffney*
23. Greenville
24. Easley*
25. Greer
26. Charlotte
27. Monroe
28. Florence*
29. Sumter*

*Local Option Sales Tax

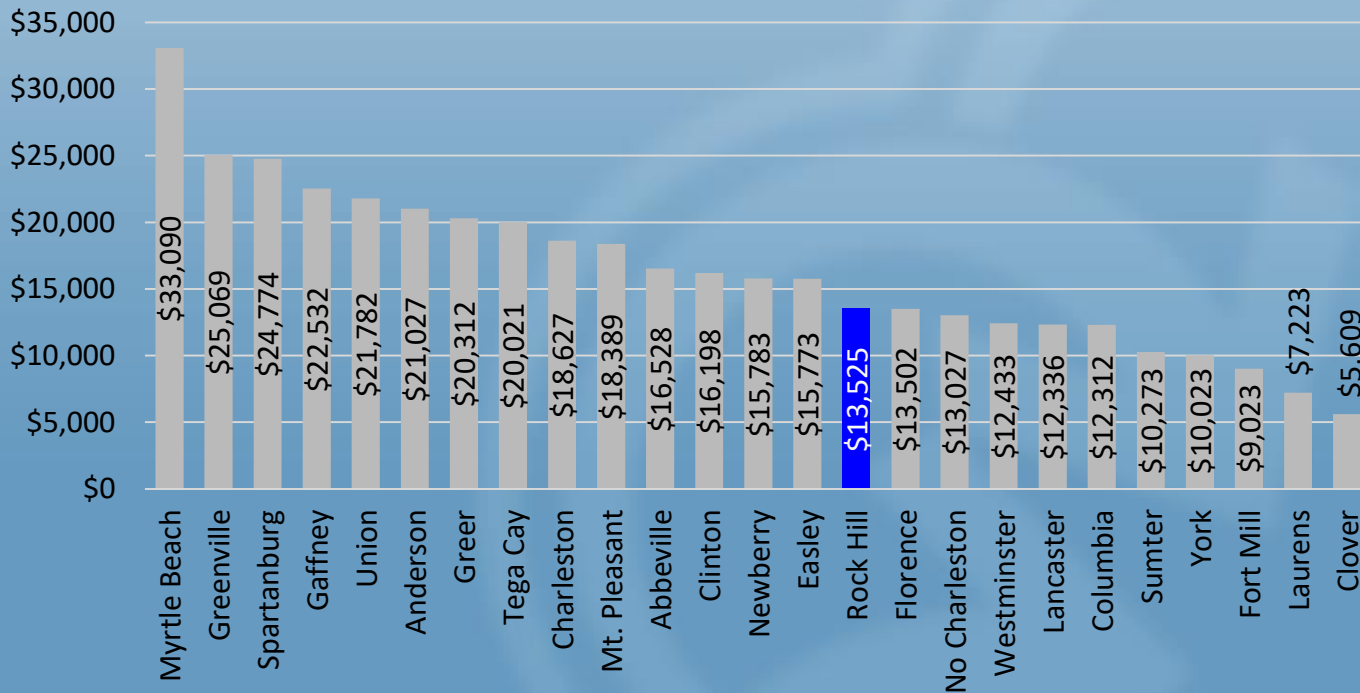
Comparison of Sanitation Rates

Rock Hill Residential Rates Compared to S.C. Cities, PMPA Cities, Regional Cities, & York County Cities



Comparison of Business License Fees Grocery Store Chain

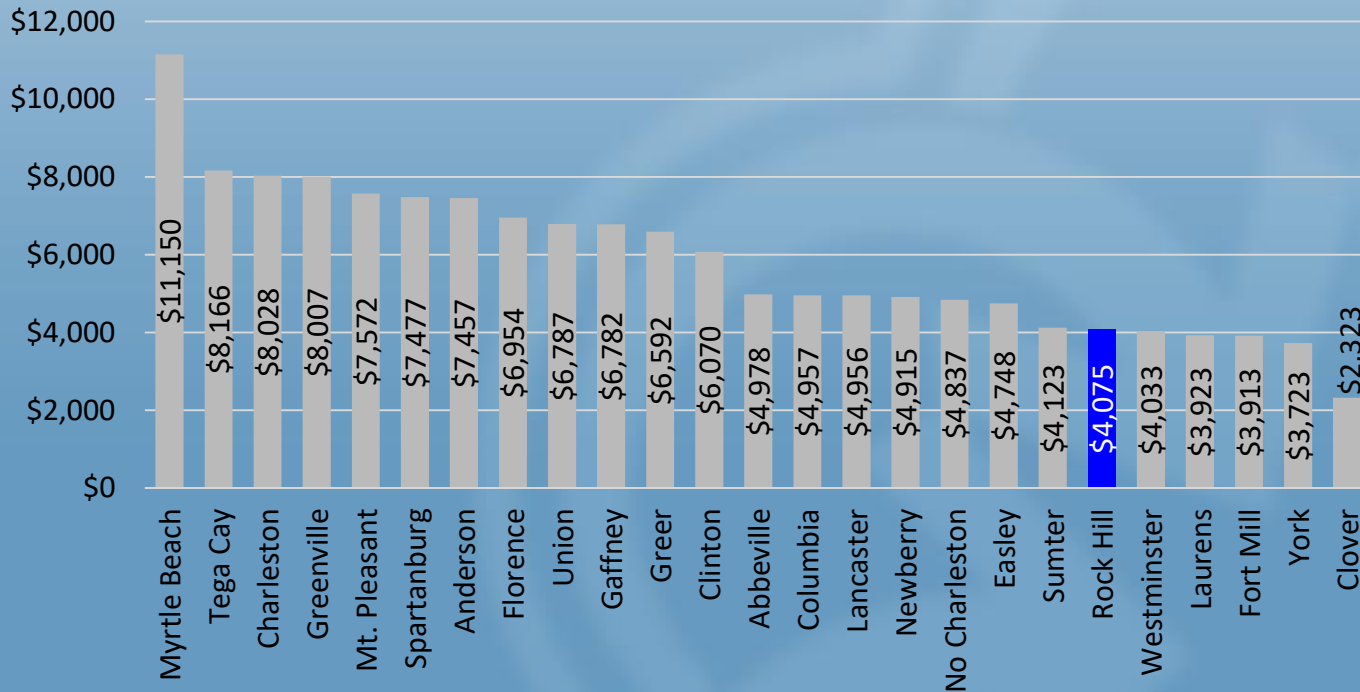
Grocery Business License Fee - \$15,000,000



1. Myrtle Beach
2. Greenville
3. Spartanburg
4. Gaffney
5. Union
6. Anderson
7. Greer
8. Tega Cay
9. Charleston
10. Mt. Pleasant
11. Abbeville
12. Clinton
13. Newberry
14. Easley
15. Rock Hill (18)
16. Florence
17. No. Charleston
18. Westminster
19. Lancaster
20. Columbia
21. Sumter
22. York
23. Fort Mill
24. Laurens
25. Clover

Comparison of Business License Fees Restaurants

Restaurant Business License Fee - \$4,500,000

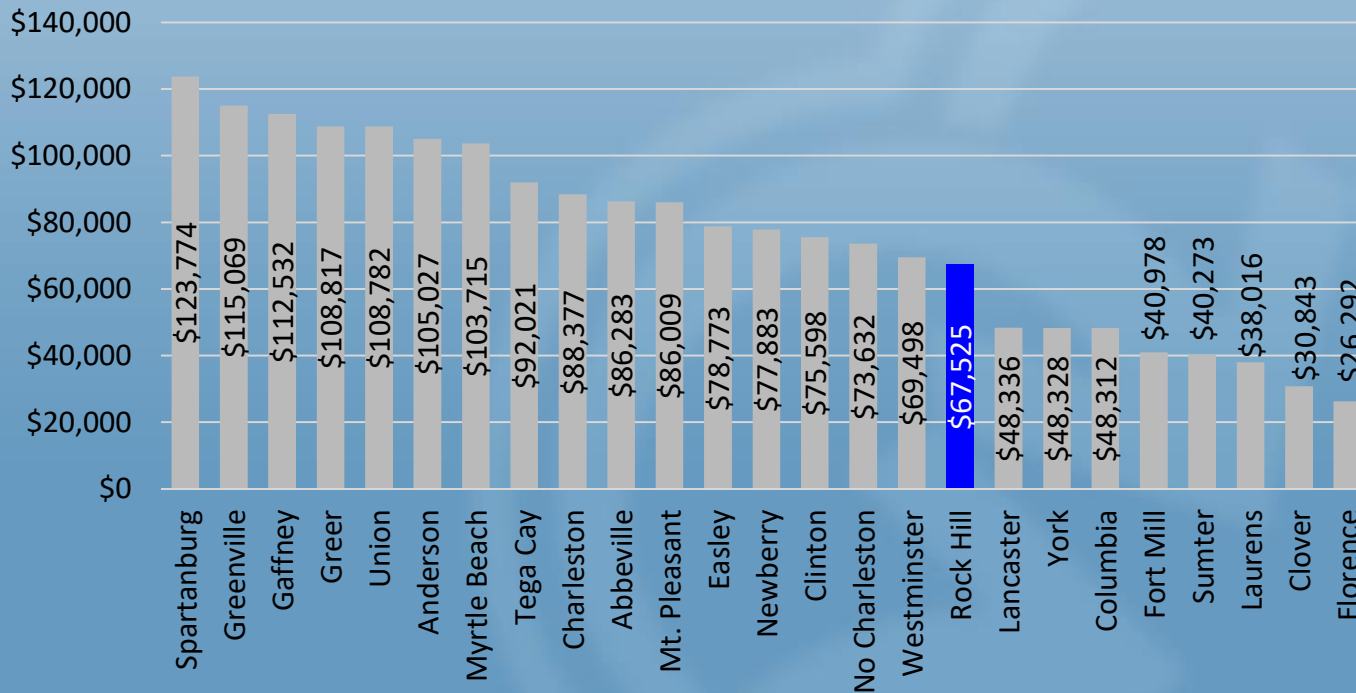


1. Myrtle Beach
2. Tega Cay
3. Charleston
4. Greenville
5. Mt. Pleasant
6. Spartanburg
7. Anderson
8. Florence
9. Union
10. Gaffney
11. Greer
12. Clinton
13. Abbeville
14. Columbia
15. Lancaster
16. Newberry
17. No. Charleston
18. Easley
19. Sumter
20. Rock Hill (20)
21. Westminster
22. Laurens
23. Fort Mill
24. York
25. Clover

Comparison of Business License Fees

Big Box Retail

Retail Business License Fee - \$75,000,000

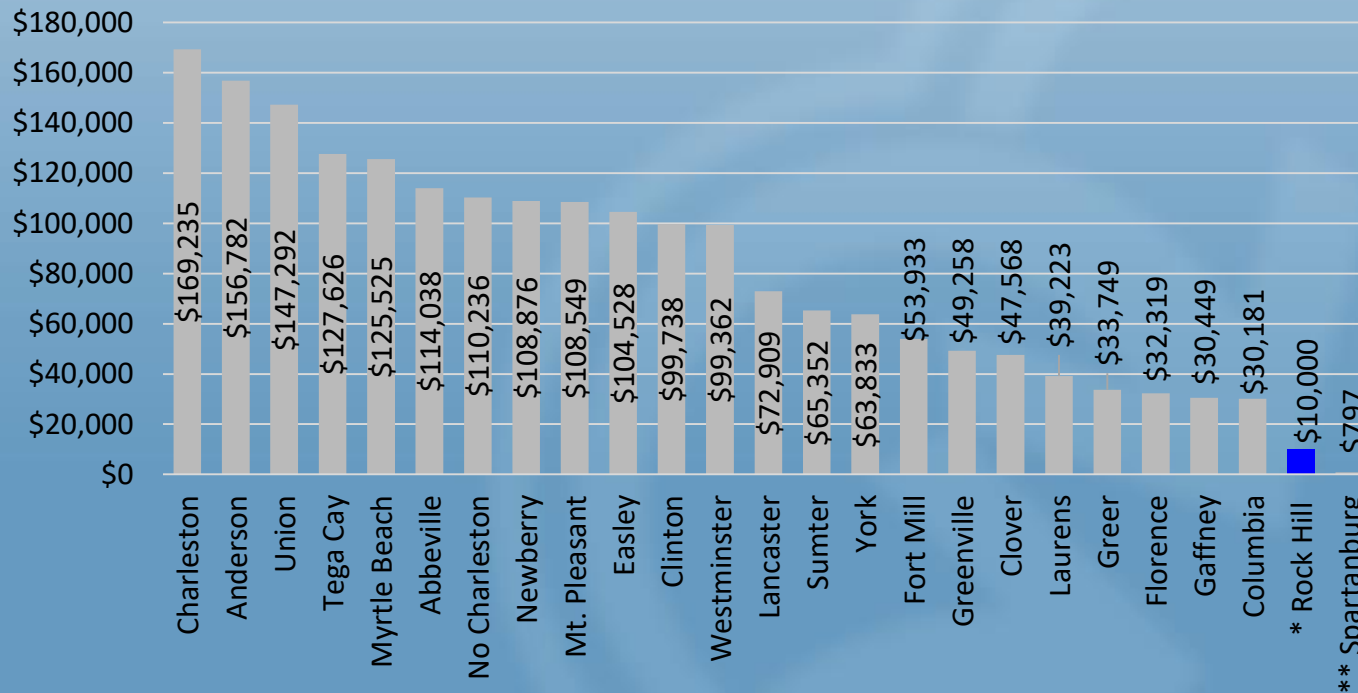


1. Spartanburg
2. Greenville
3. Gaffney
4. Greer
5. Union
6. Anderson
7. Myrtle Beach
8. Tega Cay
9. Charleston
10. Abbeville
11. Mt. Pleasant
12. Easley
13. Newberry
14. Clinton
15. No Charleston
16. Westminster
17. Rock Hill (17)
18. Lancaster
19. York
20. Columbia
21. Fort Mill
22. Sumter
23. Laurens
24. Clover
25. Florence

Comparison of Business License Fees

Manufacturing

Manufacturing Business License Fee - \$75,000,000

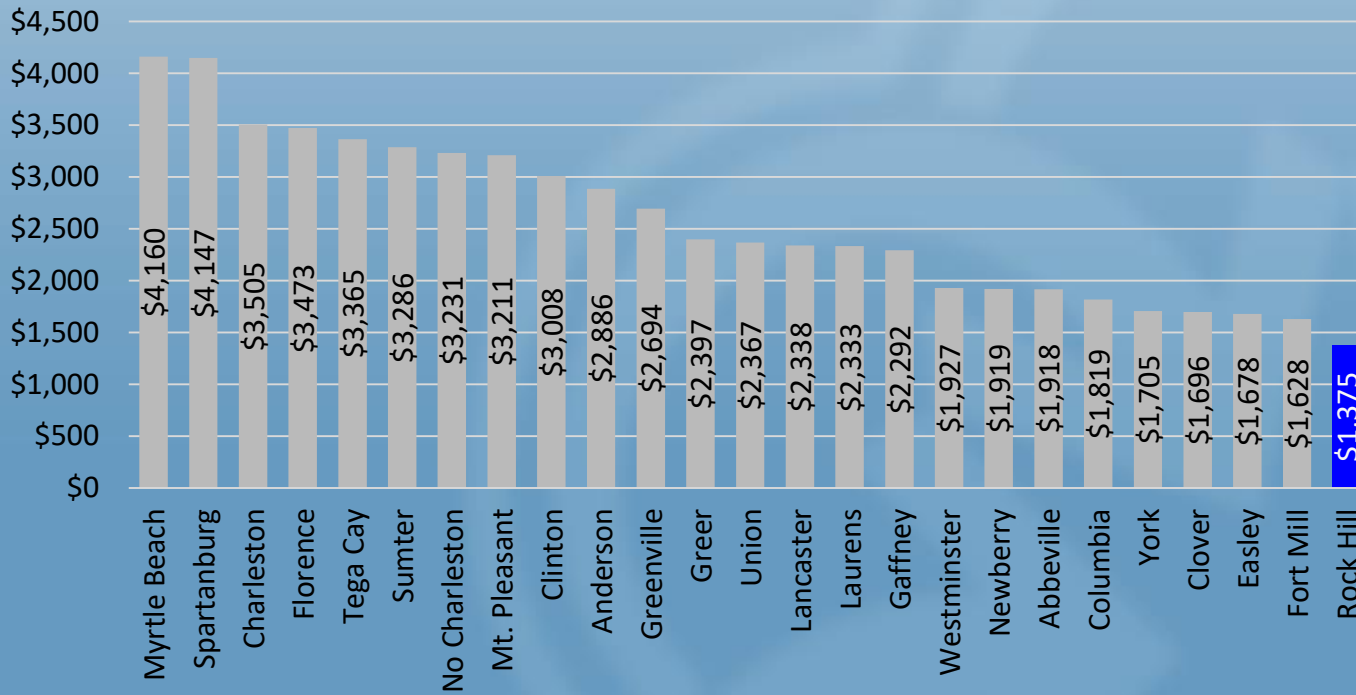


1. Charleston
2. Anderson
3. Union
4. Tega Cay
5. Myrtle Beach
6. Abbeville
7. No Charleston
8. Newberry
9. Mt. Pleasant
10. Easley
11. Clinton
12. Westminster
13. Lancaster
14. Sumter
15. York
16. Fort Mill
17. Greenville
18. Clover
19. Laurens
20. Greer
21. Florence
22. Gaffney
23. Columbia
24. Rock Hill (24)
25. Spartanburg

- *Maximum fee \$10,000 for manufacturing classifications 31,32, & 33
- **Maximum fee \$797 for manufacturing

Comparison of Business License Fees Miscellaneous Services

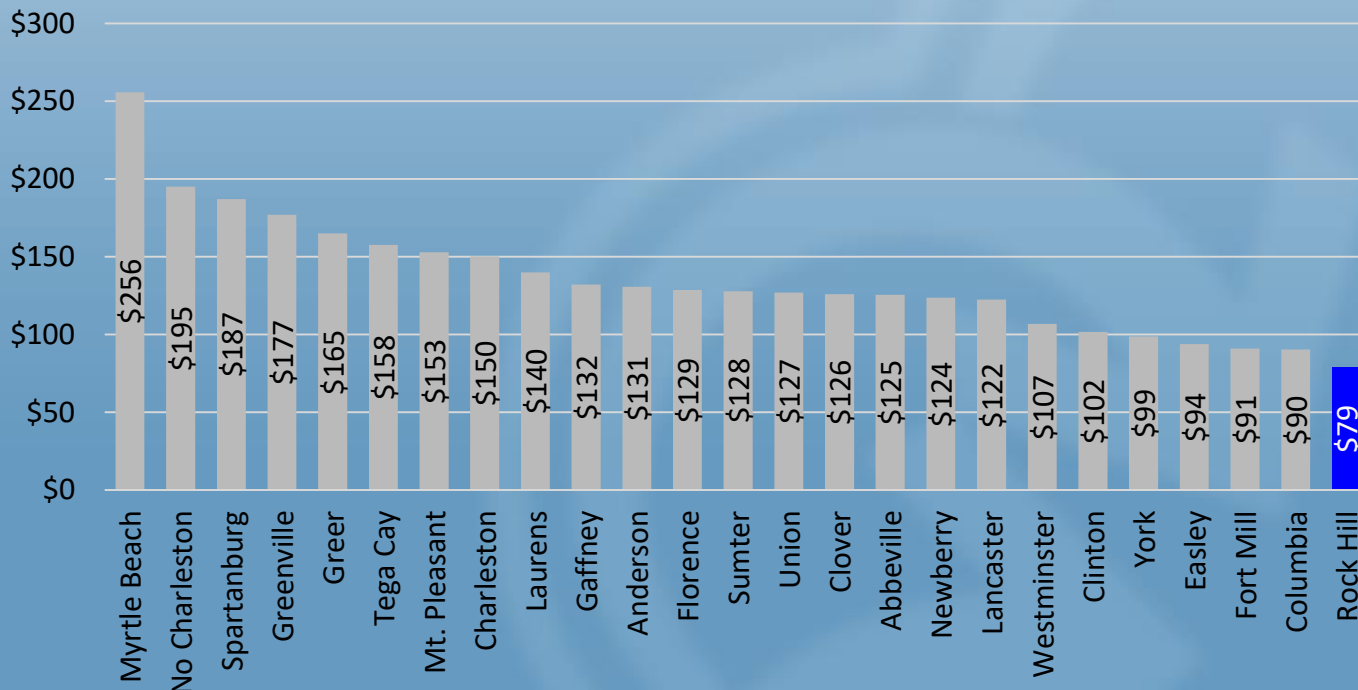
Employee Services Business License Fee - \$1,500,000



1. Myrtle Beach
2. Spartanburg
3. Charleston
4. Florence
5. Tega Cay
6. Sumter
7. No Charleston
8. Mt. Pleasant
9. Clinton
10. Anderson
11. Greenville
12. Greer
13. Union
14. Lancaster
15. Laurens
16. Gaffney
17. Westminster
18. Newberry
19. Abbeville
20. Columbia
21. York
22. Clover
23. Easley
24. Fort Mill
25. Rock Hill (19)

Comparison of Business License Fees Mini Warehousing/ Courier

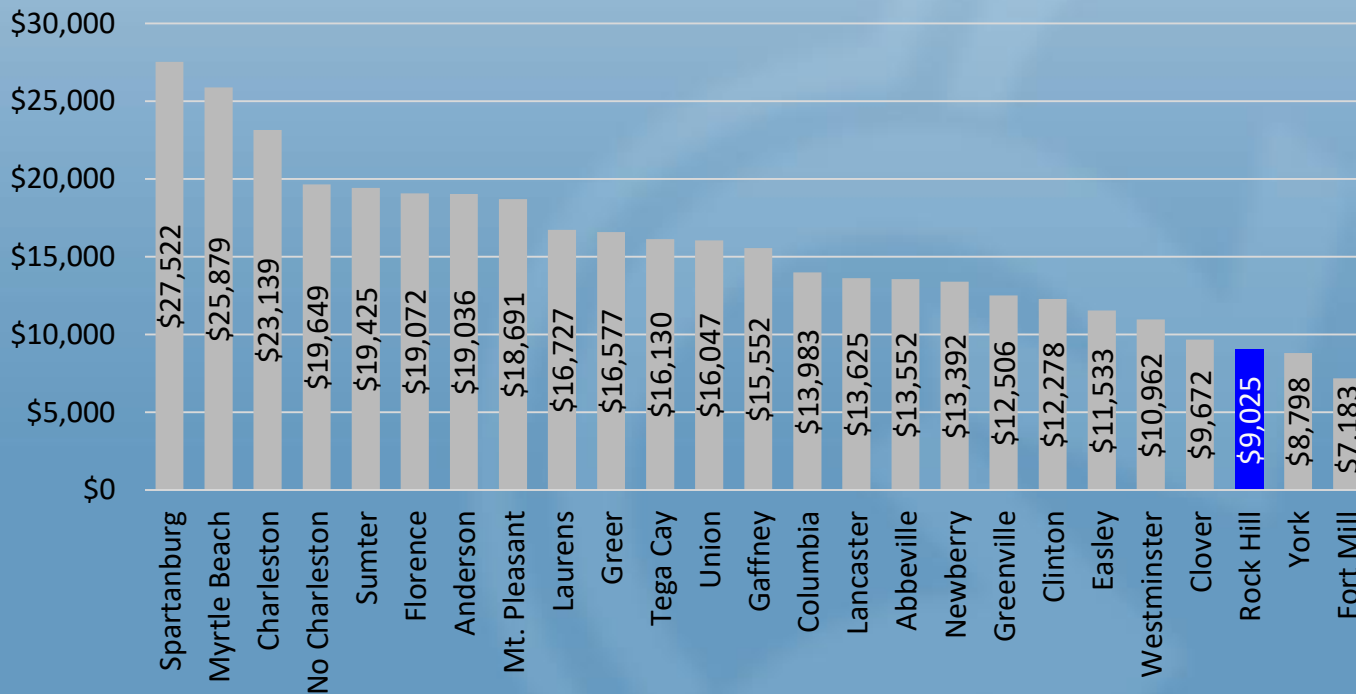
Business Shipping License Fee - \$60,000



1. Myrtle Beach
2. No Charleston
3. Spartanburg
4. Greenville
5. Greer
6. Tega Cay
7. Mt. Pleasant
8. Charleston
9. Laurens
10. Gaffney
11. Anderson
12. Florence
13. Sumter
14. Union
15. Clover
16. Abbeville
17. Newberry
18. Lancaster
19. Westminster
20. Clinton
21. York
22. Easley
23. Fort Mill
24. Columbia
25. Rock Hill (22)

Comparison of Business License Fees Physician's Office

Physician's Office License Fee - \$10,000,000



1. Spartanburg
2. Myrtle Beach
3. Charleston
4. No Charleston
5. Sumter
6. Florence
7. Anderson
8. Mt. Pleasant
9. Laurens
10. Greer
11. Tega Cay
12. Union
13. Gaffney
14. Columbia
15. Lancaster
16. Abbeville
17. Newberry
18. Greenville
19. Clinton
20. Easley
21. Westminster
22. Clover
23. Rock Hill (22)
24. York
25. Fort Mill

Comparison of Business License Fees

Hospital

Hospital License Fee - \$250,000,000



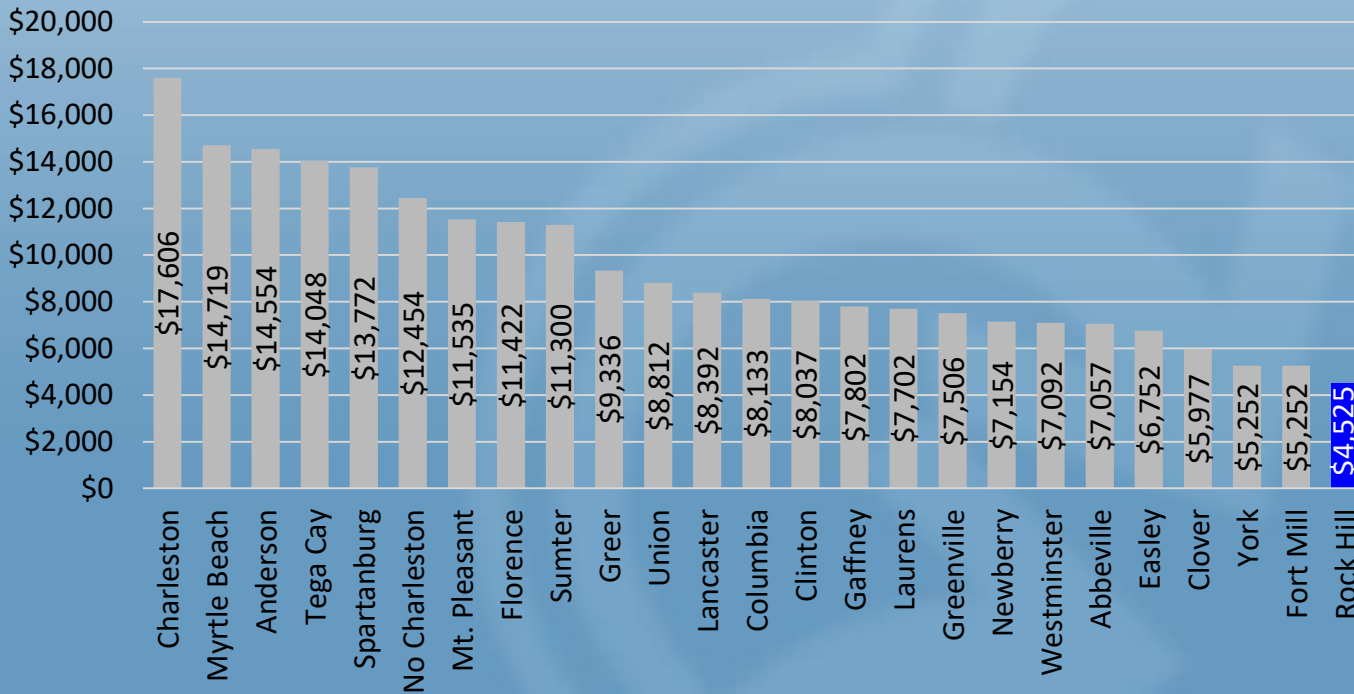
1. Spartanburg
2. Charleston
3. Anderson
4. No Charleston
5. Mt. Pleasant
6. Greer
7. Union
8. Gaffney
9. Tega Cay
10. Abbeville
11. Newberry
12. Sumter
13. Easley
14. Clinton
15. Westminster
16. Myrtle Beach
17. Rock Hill (18)
18. Lancaster
19. Laurens
20. York
21. Clover
22. Columbia
23. Fort Mill
24. Florence
25. Greenville

**Hospitals that we know are not-for-profit and do not pay a business license fee.

Amount shown would be the business license fee for hospitals in these towns that are for-profit.

Comparison of Business License Fees Legal Offices

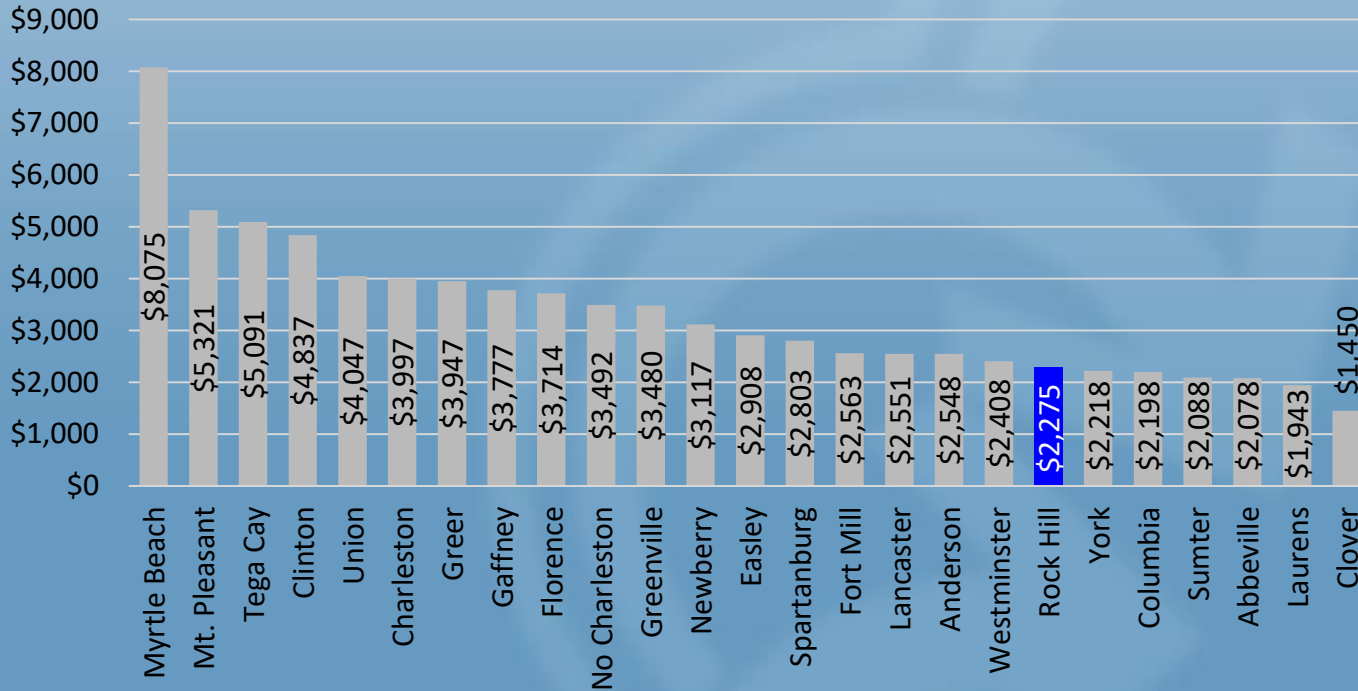
Attorney's Office License Fee - \$5,000,000



1. Charleston
2. Myrtle Beach
3. Anderson
4. Tega Cay
5. Spartanburg
6. No Charleston
7. Mt. Pleasant
8. Florence
9. Sumter
10. Greer
11. Union
12. Lancaster
13. Columbia
14. Clinton
15. Gaffney
16. Laurens
17. Greenville
18. Newberry
19. Westminster
20. Abbeville
21. Easley
22. Clover
23. York
24. Fort Mill
25. Rock Hill (21)

Comparison of Business License Fees Contractors

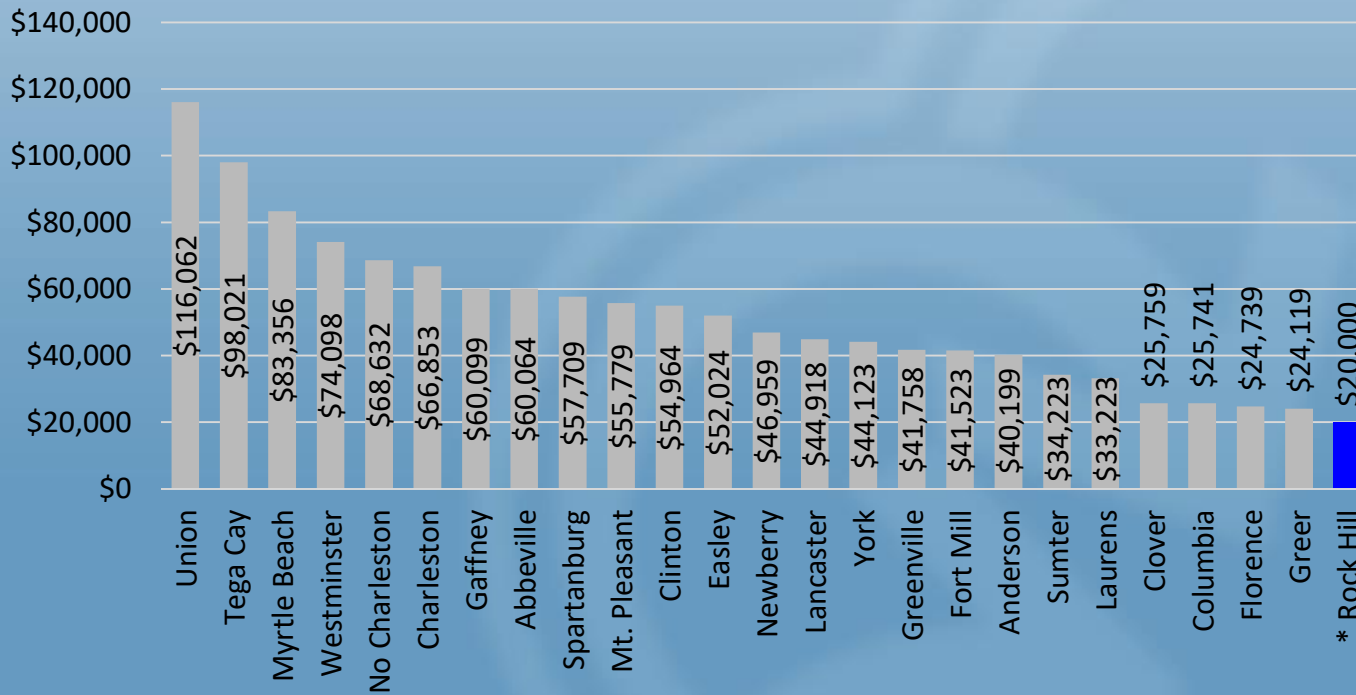
Contractor's License Fee - \$2,500,000



1. Myrtle Beach
2. Mt. Pleasant
3. Tega Cay
4. Clinton
5. Union
6. Charleston
7. Greer
8. Gaffney
9. Florence
10. No Charleston
11. Greenville
12. Newberry
13. Easley
14. Spartanburg
15. Fort Mill
16. Lancaster
17. Anderson
18. Westminster
19. Rock Hill (20)
20. York
21. Columbia
22. Sumter
23. Abbeville
24. Laurens
25. Clover

Comparison of Business License Fees Auto Dealer

Auto Dealer's License Fee - \$80,000,000



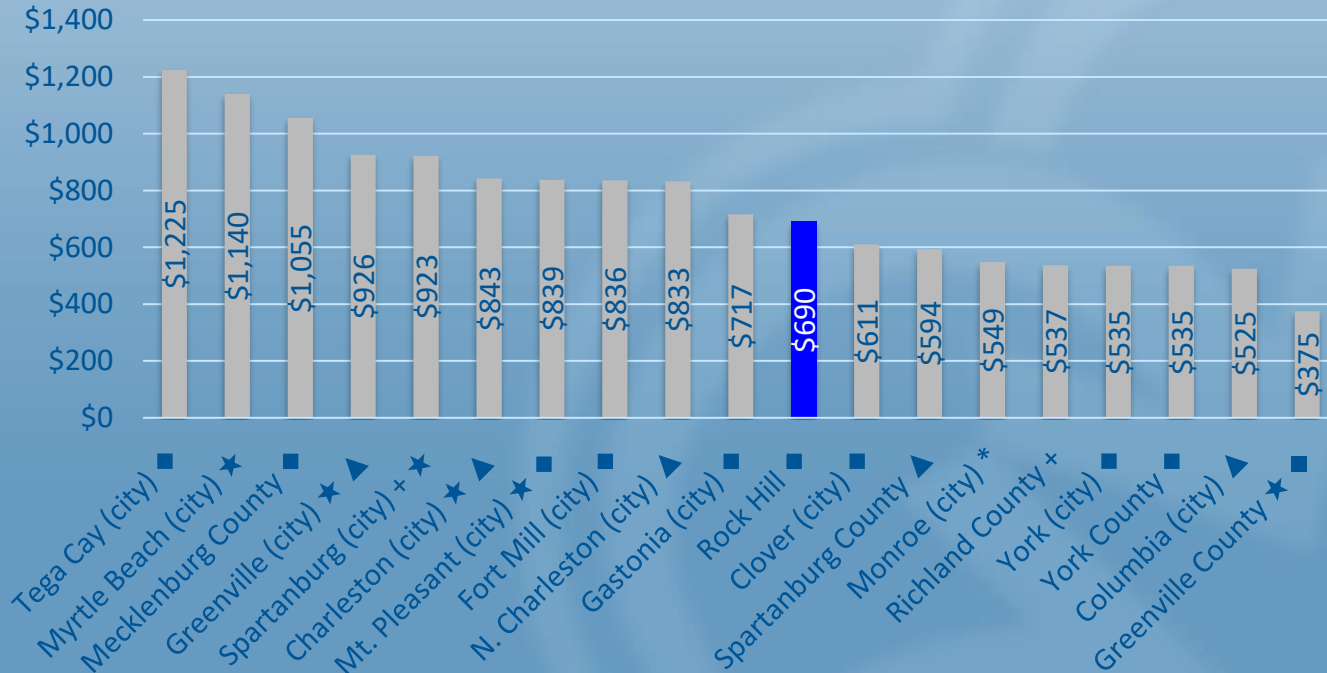
1. Union
2. Tega Cay
3. Myrtle Beach
4. Westminster
5. No Charleston
6. Charleston
7. Gaffney
8. Abbeville
9. Spartanburg
10. Mt. Pleasant
11. Clinton
12. Easley
13. Newberry
14. Lancaster
15. York
16. Greenville
17. Fort Mill
18. Anderson
19. Sumter
20. Laurens
21. Clover
22. Columbia
23. Florence
24. Greer
25. Rock Hill (25)

*For automobile dealers, the new maximum tax is \$10,000 if <\$50,000,000 & \$20,000 if >\$50,000,000.
In previous years the maximum tax was capped at \$10,000.

Building Permit Fee Rate Comparisons

Comparison of Building Permit Fees

Residential Permit Fees - \$125,000 Home



1. Tega Cay
2. Myrtle Beach
3. Mecklenburg County
4. Greenville
5. Spartanburg
6. Charleston
7. Mt. Pleasant
8. Fort Mill
9. N. Charleston
10. Gastonia
11. Rock Hill (11)
12. Clover
13. Spartanburg County
14. Monroe
15. Richland County
16. York
17. York County
18. Columbia
19. Greenville County

★ Subcontractor/MEP permit fees are not included with the building permit fee.

◆ Use ICC Table to determine valuation.

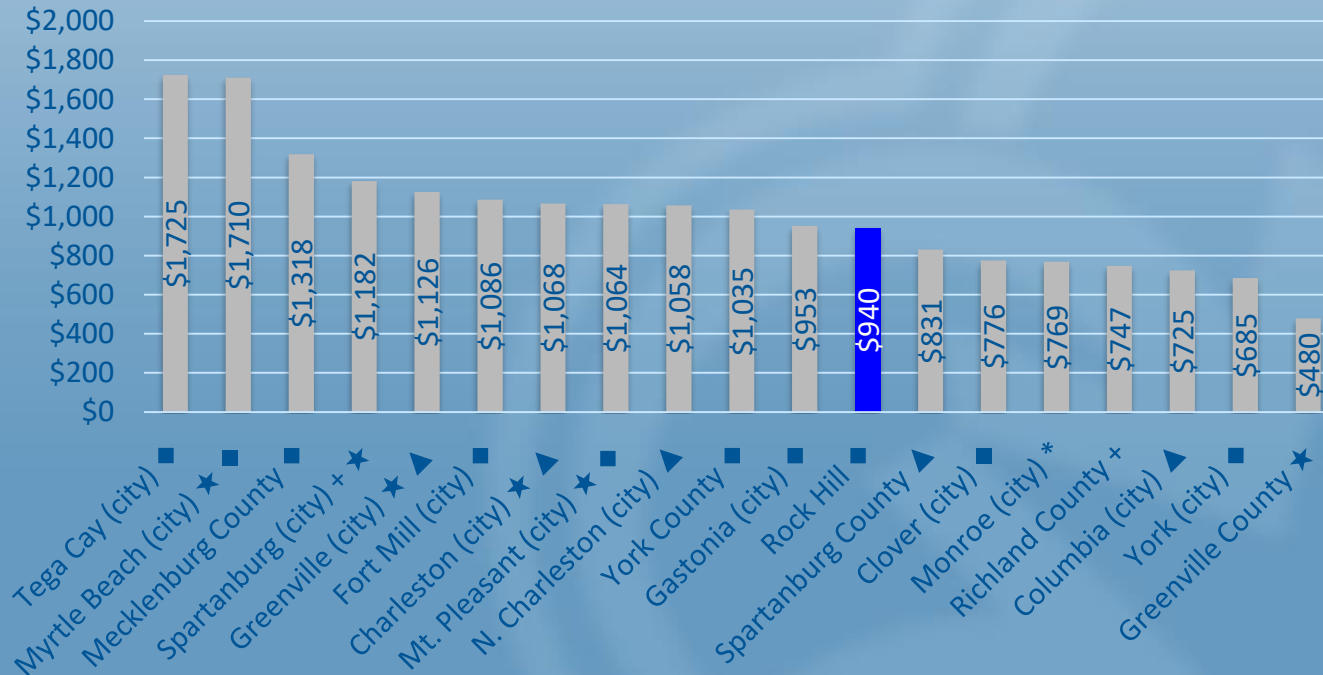
▲ Use Contract Price for valuation.

+ Use Contract Price for valuation but verify with ICC table.

* Use per square foot fee.

Comparison of Building Permit Fees

Residential Permit Fees - \$175,000 Home



1. Tega Cay
2. Myrtle Beach
3. Mecklenburg County
4. Spartanburg
5. Greenville
6. Fort Mill
7. Charleston
8. Mt. Pleasant
9. N. Charleston
10. York County
11. Gastonia
12. **Rock Hill (12)**
13. Spartanburg County
14. Clover
15. Monroe
16. Richland County
17. Columbia
18. York
19. Greenville County

★ Subcontractor/MEP permit fees are not included with the building permit fee.

◆ Use ICC Table to determine valuation.

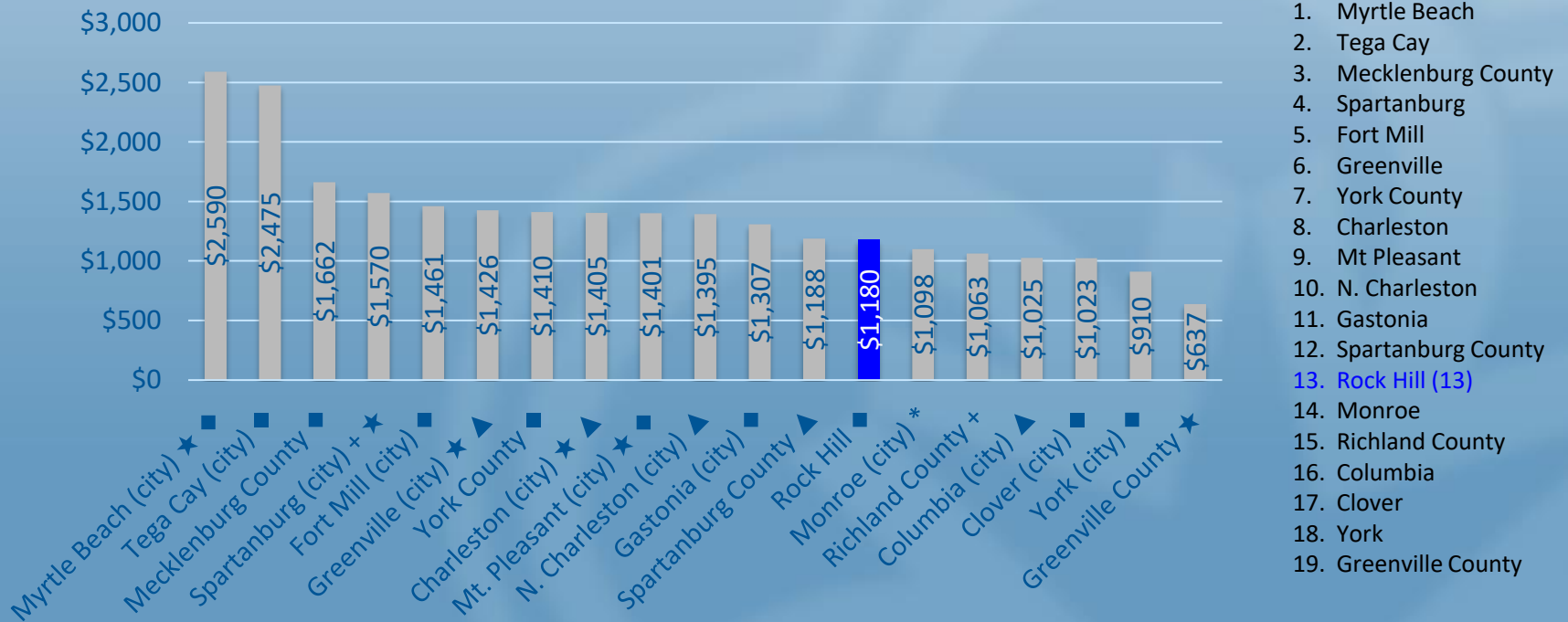
▲ Use Contract Price for valuation.

+ Use Contract Price for valuation but verify with ICC table.

* Use per square foot fee.

Comparison of Building Permit Fees

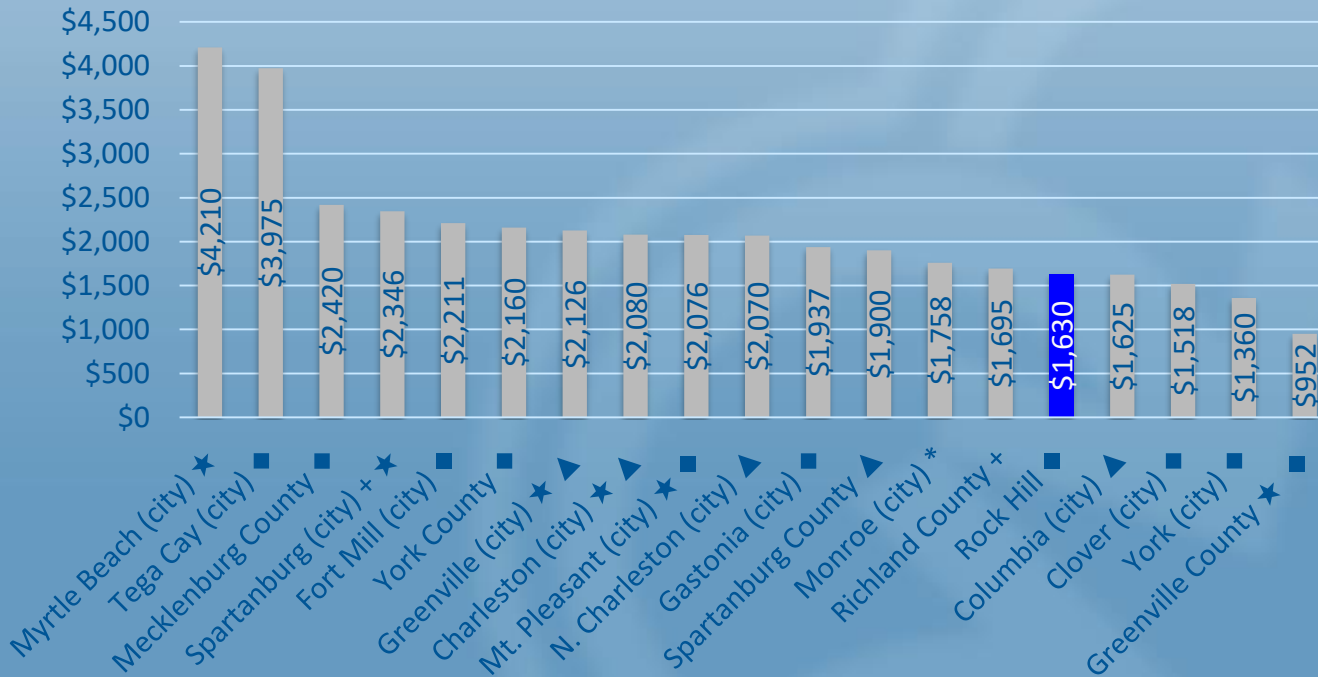
Residential Permit Fees - \$250,000 Home



- ★ Subcontractor/MEP permit fees are not included with the building permit fee.
- ◆ Use ICC Table to determine valuation.
- ▲ Use Contract Price for valuation.
- + Use Contract Price for valuation but verify with ICC table.
- * Use per square foot fee.

Comparison of Building Permit Fees

Residential Permit Fees - \$400,000 Home



1. Myrtle Beach
2. Tega Cay
3. Mecklenburg County
4. Spartanburg
5. Fort Mill
6. York County
7. Greenville
8. Charleston
9. Mt. Pleasant
10. N. Charleston
11. Gastonia
12. Spartanburg County
13. Monroe
14. Richland County
15. Rock Hill (15)
16. Columbia
17. Clover
18. York
19. Greenville County

★ Subcontractor/MEP permit fees are not included with the building permit fee.

◆ Use ICC Table to determine valuation.

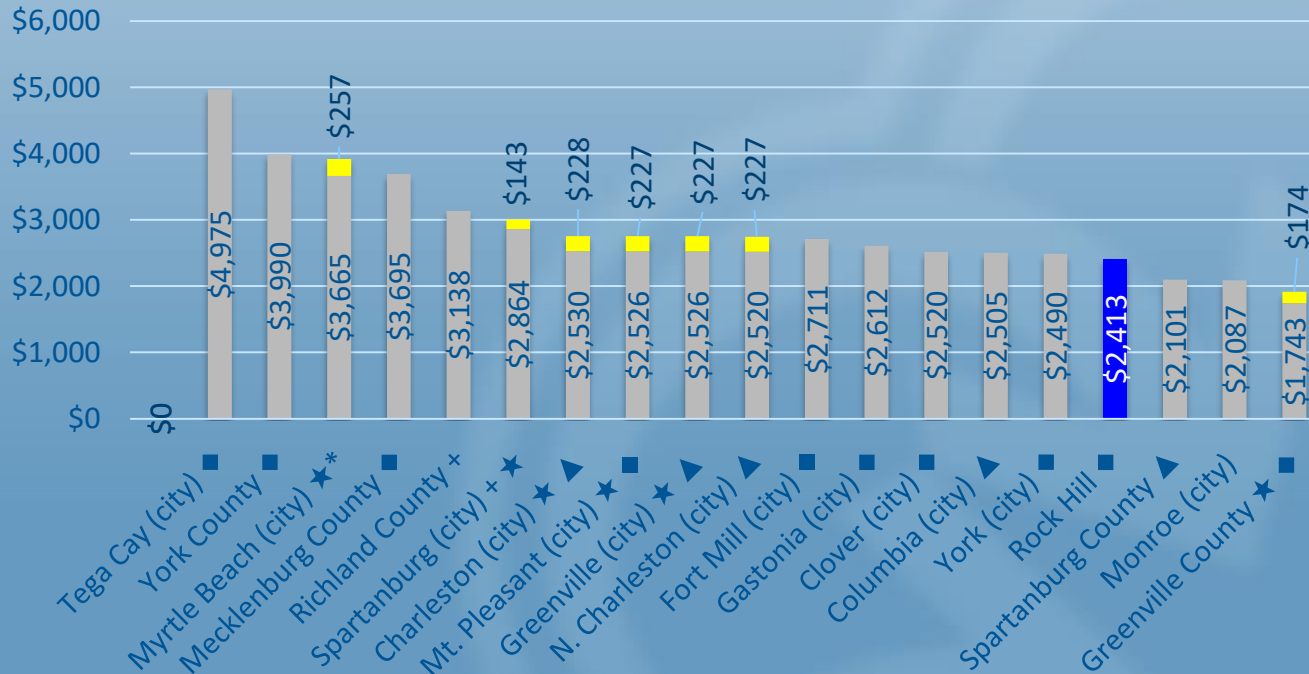
▲ Use Contract Price for valuation.

+ Use Contract Price for valuation but verify with ICC table.

* Use per square foot fee.

Comparison of Building Permit Fees

Commercial Permit Fees - \$500,000



1. Tega Cay
2. York County
3. Myrtle Beach
4. Mecklenburg County
5. Richland County
6. Spartanburg
7. Charleston
8. Mt. Pleasant
9. Greenville
10. N. Charleston
11. Fort Mill
12. Gastonia
13. Clover
14. Columbia
15. York
16. **Rock Hill (15)**
17. Spartanburg County
18. Monroe
19. Greenville County

★ Subcontractor/MEP permit fees are not included with the building permit fee. These fees were estimated and shown in gold.

◆ Use ICC Table to determine valuation.

▲ Use Contract Price for valuation.

+ Use Contract Price for valuation but verify with ICC table.

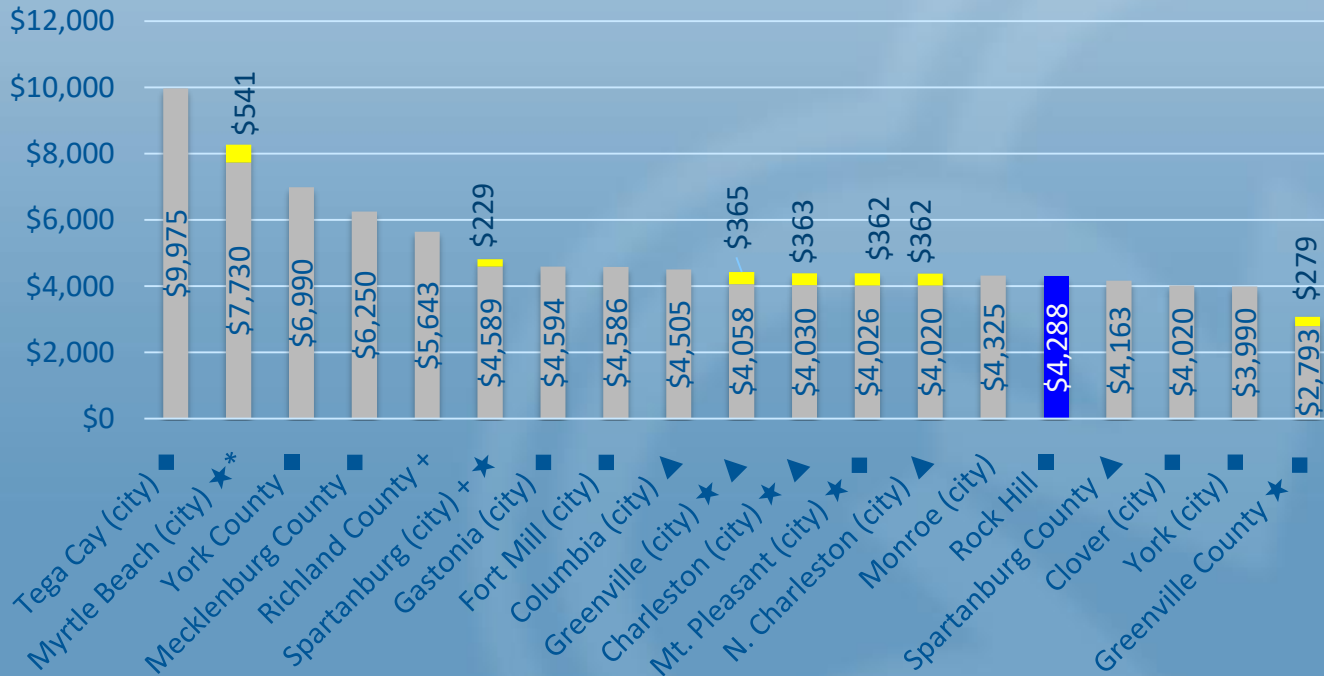
• Use per square foot fee.

• Grey bars – Building Permit Fee

• Yellow bars – MEP Permit Fee

Comparison of Building Permit Fees

Commercial Permit Fees - \$1,000,000



1. Tega Cay
2. Myrtle Beach
3. York County
4. Mecklenburg County
5. Richland County
6. Spartanburg
7. Gastonia
8. Fort Mill
9. Columbia
10. Greenville
11. Charleston
12. Mt. Pleasant
13. N Charleston
14. Monroe
15. **Rock Hill (16)**
16. Spartanburg County
17. Clover
18. York
19. Greenville County

★ Subcontractor/MEP permit fees are not included with the building permit fee. These fees were estimated and shown in gold.

◆ Use ICC Table to determine valuation.

▲ Use Contract Price for valuation.

+ Use Contract Price for valuation but verify with ICC table.

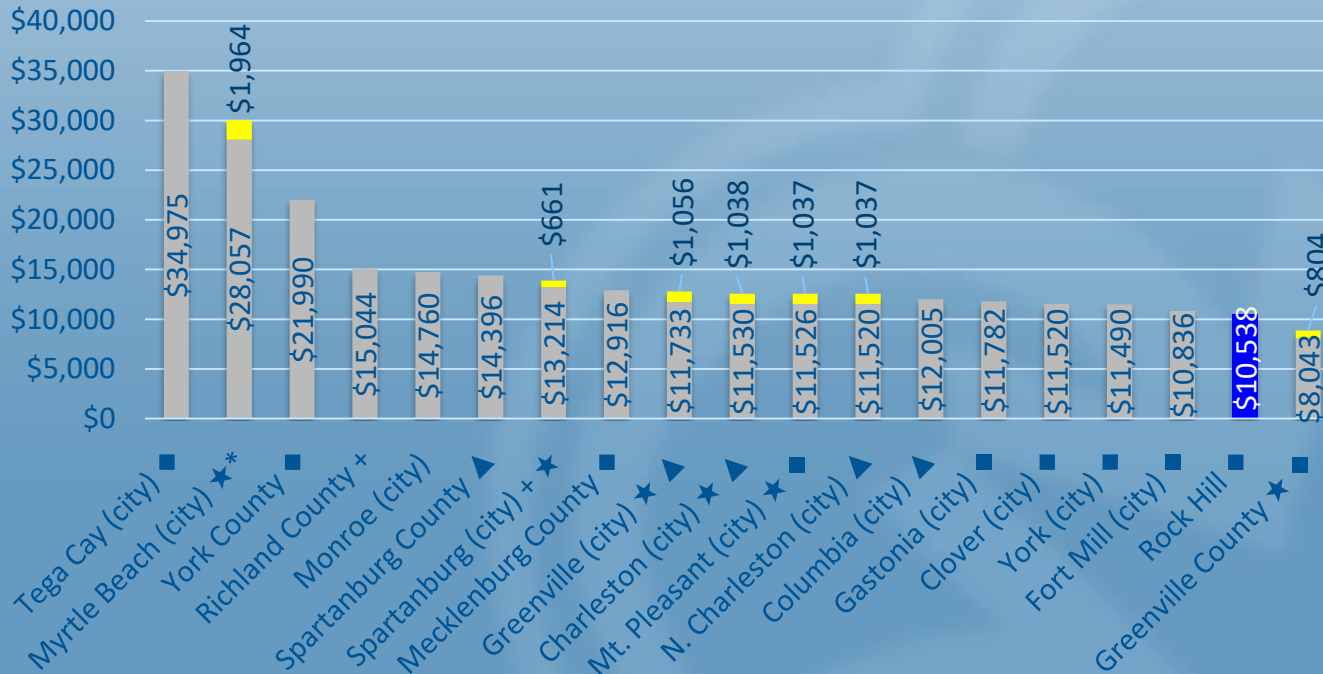
• Use per square foot fee.

• Grey bars – Building Permit Fee

• Yellow bars – MEP Permit Fee

Comparison of Building Permit Fees

Commercial Permit Fees - \$3,500,000



1. Tega Cay
2. Myrtle Beach
3. York County
4. Richland County
5. Monroe
6. Spartanburg County
7. Spartanburg
8. Mecklenburg County
9. Greenville
10. Charleston
11. Mt. Pleasant
12. N. Charleston
13. Columbia
14. Gastonia
15. Clover
16. York
17. Fort Mill
18. Rock Hill (19)
19. Greenville County

★ Subcontractor/MEP permit fees are not included with the building permit fee. These fees were estimated and shown in gold.

◆ Use ICC Table to determine valuation.

▲ Use Contract Price for valuation.

+ Use Contract Price for valuation but verify with ICC table.

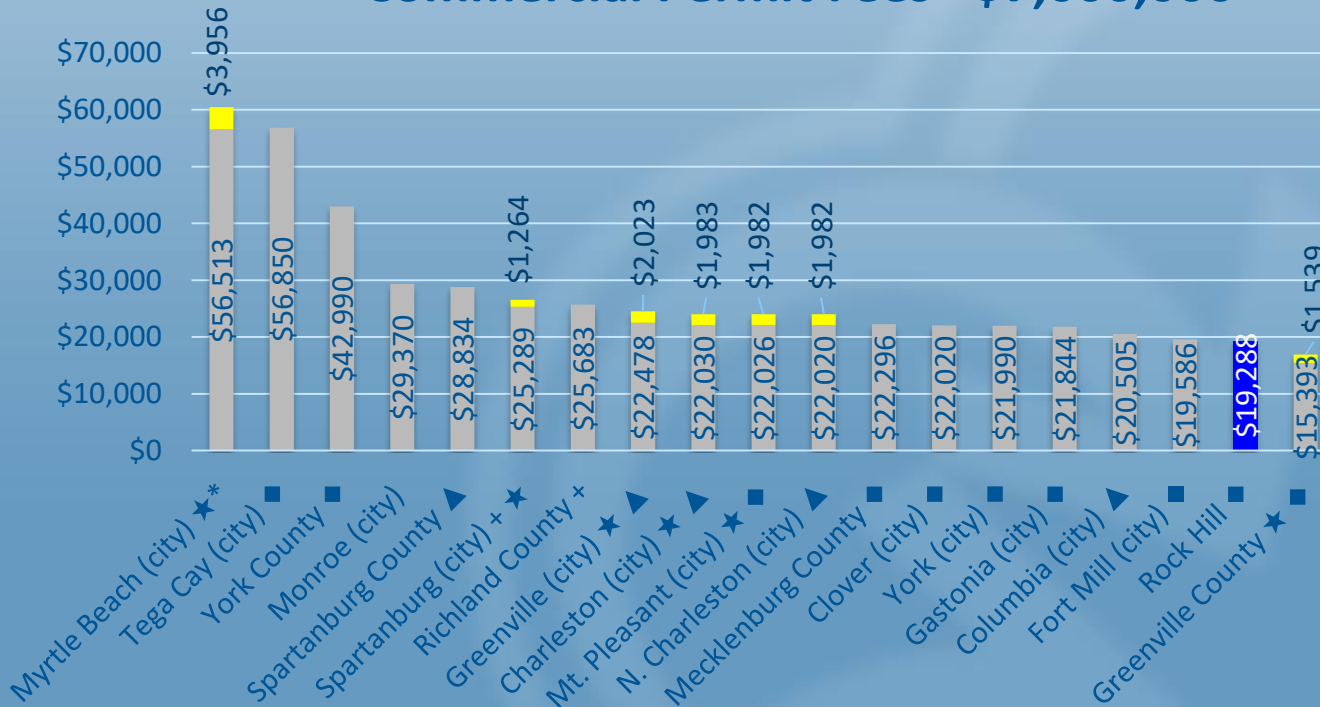
• Use per square foot fee.

• Grey bars – Building Permit Fee

• Yellow bars – MEP Permit Fee

Comparison of Building Permit Fees

Commercial Permit Fees - \$7,000,000



1. Myrtle Beach
2. Tega Cay
3. York County
4. Monroe
5. Spartanburg County
6. Spartanburg
7. Richland County
8. Greenville
9. Charleston
10. Mt. Pleasant
11. N. Charleston
12. Mecklenburg County
13. Clover
14. York
15. Gastonia
16. Columbia
17. Fort Mill
18. Rock Hill (19)
19. Greenville County

★ Subcontractor/MEP permit fees are not included with the building permit fee. These fees were estimated and shown in gold.

◆ Use ICC Table to determine valuation.

▲ Use Contract Price for valuation.

+ Use Contract Price for valuation but verify with ICC table.

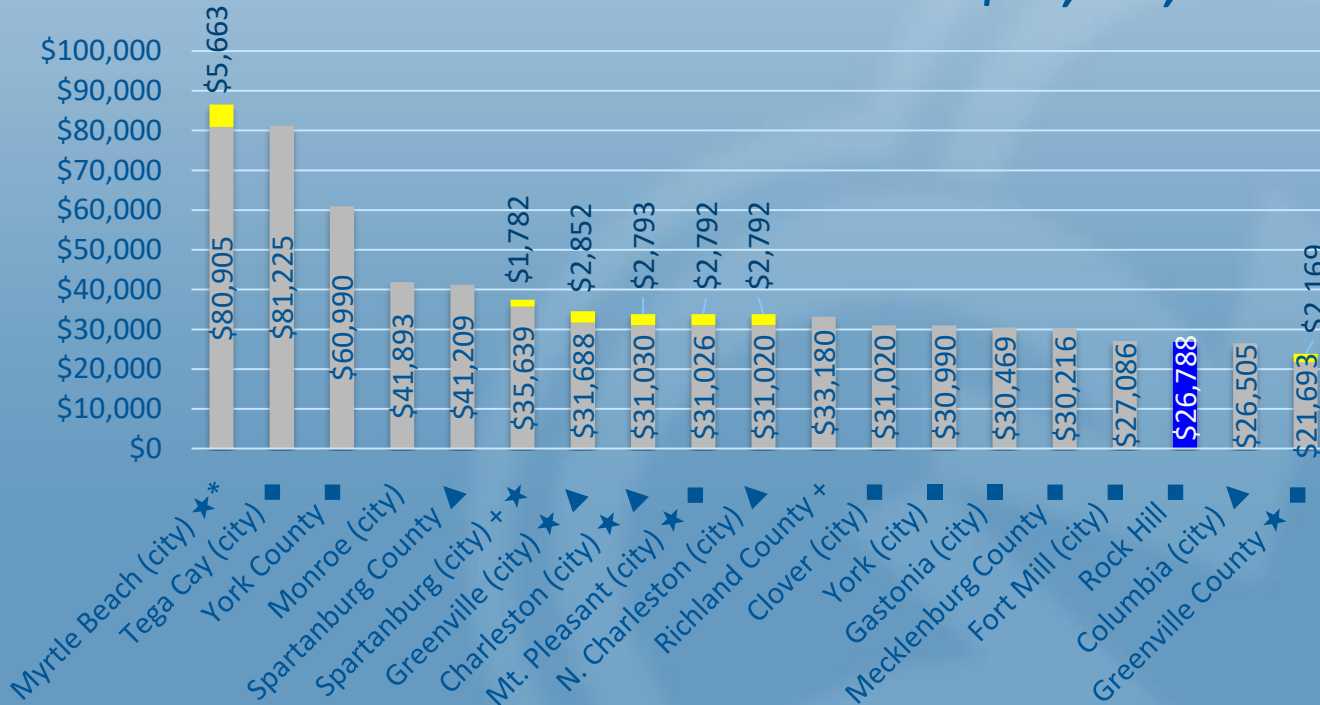
• Use per square foot fee.

• Grey bars – Building Permit Fee

• Yellow bars – MEP Permit Fee

Comparison of Building Permit Fees

Commercial Permit Fees - \$10,000,000



1. Myrtle Beach
2. Tega Cay
3. York County
4. Monroe
5. Spartanburg County
6. Spartanburg
7. Greenville
8. Charleston
9. Mt. Pleasant
10. N Charleston
11. Richland County
12. Clover
13. York
14. Gastonia
15. Mecklenburg County
16. Fort Mill
17. Rock Hill (18)
18. Columbia
19. Greenville County

★ Subcontractor/MEP permit fees are not included with the building permit fee. These fees were estimated and shown in gold.

◆ Use ICC Table to determine valuation.

▲ Use Contract Price for valuation.

+ Use Contract Price for valuation but verify with ICC table.

• Use per square foot fee.

• Grey bars – Building Permit Fee

• Yellow bars – MEP Permit Fee