



**06
21**

DEVELOPMENT ACTIVITY REPORT



Table of Contents

- Summary of Development Activities 3
- Permits Issued Summary 5
- Comparison of Permits Issued..... 7
- Single-Family Permits Issued Summary 8
- Comparison of Single-Family Permits Issued10
- Comparison of Multi-Family Permits Issued 12
- Non-Residential Permits 14
- Comparison of Non-Residential Building Permits for New Buildings 15
- Comparison of Building Inspections..... 17
- Demolition Permits..... 19
- Grading Permits..... 20
- Comparison of Paid Impact Fees..... 21
- Comparison of Plan Review..... 23
- Plan Reviews Completed by Stage 25
- Zoning Applications & Activities..... 28
- Open for Business Program.....31



Summary of Development Activities

June 2021

Total Permits Issued	350
Total Valuation of Permits	\$18,322,814
Total Permit Fees Paid	\$117,010

Building Permit Information

Single Family Residences	48	
Attached	29	
Total Valuation	\$ 7,581,336	
Average Valuation	\$ 261,425	
Detached	19	
Total Valuation	\$ 5,809,918	
Average Valuation	\$ 305,785	
Multi-Family Residences	0	
Total Valuation	\$0	
New Commercial Buildings	0	
Other Large Commercial Projects		
Exterior Improvements	961 Main St W	\$500,000
Office Interior Upfit	727 Marine Dr 101	\$672,000
Blood Donation Facility Interior Upfit	200 Piedmont Blvd	\$831,378

Inspections Performed by Building Inspectors

Total Inspections	1381
-------------------	------

Erosion Control Permit Information

Erosion Control Permits Issued	6
---------------------------------------	----------

Demolition Permit Information

Demolitions Performed by the City of Rock Hill	0
Single Family Houses (attached/detached)	0
2 Family Building	0
5 or More Family Building	0
All Other Buildings and Structure	1
Other Demolition Permits	5
Single Family Houses (attached/detached)	2
All Other Buildings and Structures	3

Plan Review Information

Plan Reviews Completed

New Plans	375
<u>Revised Plans</u>	<u>263</u>
Total	638

Zoning Applications & Activities

Zoning Applications	10
Zoning Code Enforcement Activities	171

Open for Business Program

Total Businesses Assisted	199
---------------------------	-----

Impact Fee Information

Impact Fees Collected

Fire	\$29,028
Water	\$59,920
<u>Wastewater</u>	<u>\$116,050</u>
Total	\$204,998

Total Fees Collected this Month

Permit Fees	\$117,010
<u>Impact Fees</u>	<u>\$204,998</u>
Total	\$322,008

Permits Issued Summary

Date From 6/1/2021 and Date To 6/30/21

Type	Report Code	No of Permits	Total Valuation	Fees Paid
<i>Building</i>				
	435 - Storage/Accessory Structure	3	\$11,007	\$215
	101 - Single Family Houses Detached	19	\$5,809,918	\$38,587
	102 - Single Family Houses Attached	29	\$7,581,336	\$44,786
	330 - Construction Trailer	2	\$40,001	\$100
	436 - Single Family Residential Additions or Renovations	38	\$412,163	\$3,695
	437 - Non-Residential & Non-Housekeeping	8	\$2,582,073	\$12,284
	438 - Adds of Residential Garages (attached/detached)	1	\$39,700	\$250
	710 - Replacement Mobile Home	1	\$5,000	\$75
	1200 - Moved Building	1	\$100	\$100
	1600 - Swimming Pool	4	\$143,531	\$985
<i>Demolition</i>				
	645 - Single Family Houses (attached/detached)	2	\$11,000	\$50
	649 - All Other Buildings and Structures	3	\$43,500	\$150
<i>Electrical</i>				
	800 - Electrical	40	\$222,988	\$2,693
	801 - Fire Alarm	10	\$158,010	\$1,339
	802 - Solar Panel Installation	3	\$113,782	\$670
<i>Fence</i>				
	1500 - Fence	22	\$89,832	\$25
	1501 - Fence over 6 Ft	1	\$18,317	\$125
<i>Grading</i>				
	2001 - Erosion Control	6	\$0	\$250
<i>Mechanical</i>				
	1000 - Mechanical	35	\$377,656	\$3,088
	1010 - Fire Sprinkler System	3	\$92,174	\$518
	1100 - Gas	8	\$5,300	\$285
<i>Plumbing</i>				
	900 - Plumbing	60	\$217,060	\$2,990
	920 - Commercial Backflow Preventor	1	\$15,100	\$354
<i>Roofing</i>				
	439 - Roof	22	\$266,537	\$2,030
<i>Sign</i>				
	1300 - Sign	13	\$64,729	\$886
<i>Temp Use</i>				
	1702 - Temporary Use	4	\$0	\$200
<i>Tent</i>				
	331 - Tent	4	\$0	\$140
<i>Zoning</i>				
	1701 - Residential Zoning	7	\$2,000	\$140



Permits Issued Summary

Date From 6/1/2021 and Date To 6/30/21

Type	Report Code	No of Permits	Total Valuation	Fees Paid
Total		350	\$18,322,814.00	\$117,010.00

Application Type

Applied in Office:	3
Applied by Mail, Fax or Email:	137
Applied Online:	208

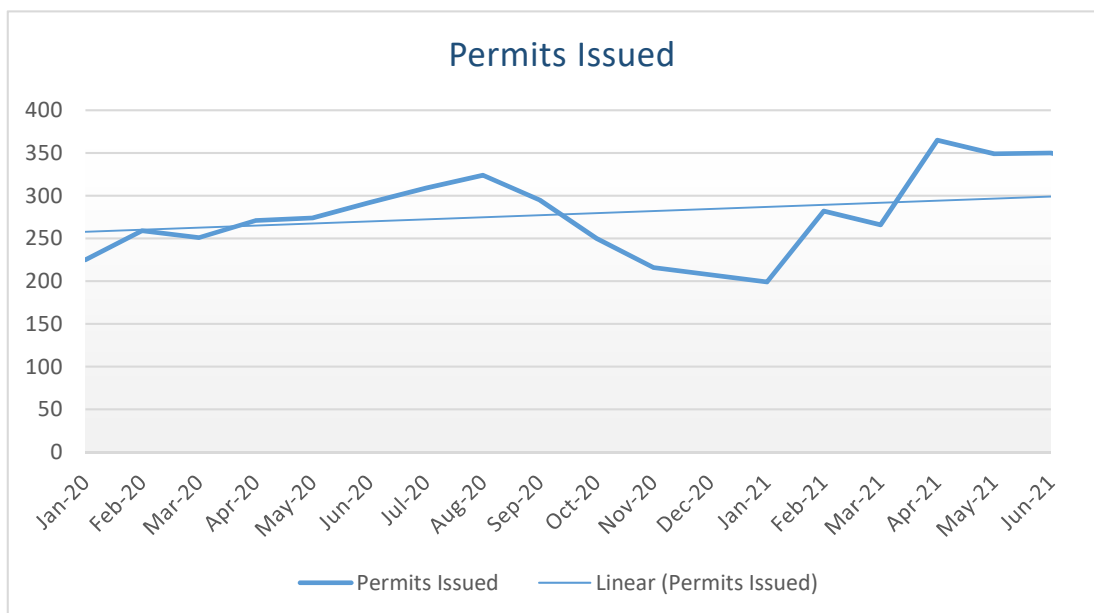
Comparison of Permits Issued

Month	Fiscal Year 2019 - 2020			Fiscal Year 2020 - 2021			Percent Change		
	No. of Permits	Valuation	Fees Paid	No. of Permits	Valuation	Fees Paid	Change in # of Permits from Last Year	Change in Valuations from Last Year	Change in Fees Paid from Last Year
July	358	\$23,297,306	\$133,357	309	\$12,041,622	\$88,511	-14%	-48%	-34%
August	313	\$18,707,891	\$105,789	324	\$21,115,928	\$116,145	4%	13%	10%
September	265	\$16,242,387	\$88,548	295	\$46,740,202	\$143,905	11%	188%	63%
October	293	\$12,286,160	\$67,053	250	\$15,379,928	\$82,439	-15%	25%	23%
November	243	\$21,081,183	\$85,409	216	\$11,231,340	\$69,678	-11%	-47%	-18%
December	217	\$25,424,959	\$95,694	263	\$14,250,425	\$75,825	21%	-44%	-21%
January	225	\$24,025,782	\$103,082	199	\$36,890,487	\$125,987	-12%	54%	22%
February	259	\$7,732,553	\$58,223	282	\$15,038,448	\$73,560	9%	94%	26%
March	251	\$10,522,065	\$74,054	266	\$9,107,835	\$60,158	6%	-13%	-19%
April	271	\$9,720,759	\$56,189	365	\$86,762,767	\$285,430	35%	793%	408%
May	274	\$86,994,141	\$232,914	349	\$52,262,242	\$147,829	27%	-40%	-37%
June	292	\$15,760,943	\$87,567	350	\$18,322,814	\$117,010	20%	16%	34%
Total	3,261	\$271,796,129	\$1,187,879	3,468	\$339,144,038	\$1,386,477			

Comparison of Permits Issued to Date

(compared to cumulative total at this month in previous fiscal year)

Range	Fiscal Year 2019 - 2020			Fiscal Year 2020 - 2021			Percent Change		
	No. of Permits	Valuation	Fees Paid	No. of Permits	Valuation	Fees Paid	Change in # of Permits to Date	Change in Valuations to Date	Change in Fees Paid to Date
July to June	3,261	\$271,796,129	\$1,187,879	3,468	\$339,144,038	\$1,386,477	6%	25%	17%



Single Family Permits Issued Summary

Date From 6/1/2021 and Date To 6/30/2021

101 - Single Family Houses Detached

<u>Permit Number</u>	<u>Site Address</u>	<u>Permits</u>	<u>Bldgs</u>	<u>Units</u>	<u>Valuation</u>	<u>Fees Paid</u>
202107123	1753 LUMPKIN CIR	1	1	1	\$229,080	\$4,012
202107189	1002 CAROLINA AVENUE EXT	1	1	1	\$156,699	\$1,370
202107270	626 BANE BERRY BLUFF CT	1	1	1	\$448,003	\$1,797
202107274	213 POAG ST	1	1	1	\$135,800	\$3,680
202107289	236 AUBURN VIEW RD	1	1	1	\$407,666	\$1,999
202107307	315 LURAY WAY	1	1	1	\$271,277	\$1,591
202107336	1959 ROSEHAVEN LN	1	1	1	\$12,000	\$90
202106985	374 LURAY WAY	1	1	1	\$407,298	\$1,999
202106986	388 LURAY WAY	1	1	1	\$452,336	\$2,134
202107035	364 LURAY WAY	1	1	1	\$407,666	\$1,999
202107036	1563 RIVERWALK PKWY	1	1	1	\$278,099	\$1,612
202107043	370 LURAY WAY	1	1	1	\$375,988	\$1,903
202107378	323 LURAY WAY	1	1	1	\$372,599	\$1,894
202107453	319 LURAY WAY	1	1	1	\$391,143	\$1,951
202107455	313 LURAY WAY	1	1	1	\$266,050	\$1,576
202107462	615 BLAKE ST	1	1	1	\$180,839	\$1,295
202106840	624 BANE BERRY BLUFF CT	1	1	1	\$506,113	\$1,971
202107482	1759 LUMPKIN CIR	1	1	1	\$229,080	\$4,090
202107502	145 AMERSON DR	1	1	1	\$282,182	\$1,624
	Subtotal	19	19	19	\$5,809,918	\$38,587

102 - Single Family Houses Attached

<u>Permit Number</u>	<u>Site Address</u>	<u>Permits</u>	<u>Bldgs</u>	<u>Units</u>	<u>Valuation</u>	<u>Fees Paid</u>
202106924	670 DUNKINS FERRY RD	1	1	1	\$284,929	\$1,630
202106925	672 DUNKINS FERRY RD	1	0	1	\$241,633	\$1,481
202106933	674 DUNKINS FERRY RD	1	0	1	\$238,081	\$1,472
202106943	676 DUNKINS FERRY RD	1	0	1	\$238,081	\$1,472
202106944	678 DUNKINS FERRY RD	1	0	1	\$238,081	\$1,472
202106945	680 DUNKINS FERRY RD	1	0	1	\$284,929	\$1,610
202107469	737 VELOWAY DR	1	1	1	\$289,337	\$1,645
202107471	733 VELOWAY DR	1		1	\$241,633	\$1,481
202107477	729 VELOWAY DR	1		1	\$238,081	\$1,472
202107478	727 VELOWAY DR	1		1	\$241,633	\$1,481
202107479	725 VELOWAY DR	1		1	\$238,081	\$1,472
202107480	721 VELOWAY DR	1		1	\$324,693	\$1,730
202107058	682 DUNKINS FERRY RD	1	1	1	\$284,929	\$1,630
202107059	684 DUNKINS FERRY RD	1	0	1	\$251,066	\$1,511
202107062	686 DUNKINS FERRY RD	1	0	1	\$250,209	\$1,508
202107063	688 DUNKINS FERRY RD	1	0	1	\$238,081	\$1,472
202107065	692 DUNKINS FERRY RD	1	0	1	\$284,929	\$1,610
202107354	1090 HERRONS FERRY RD	1	1	1	\$329,907	\$1,765
202107355	1092 HERRONS FERRY RD	1		1	\$241,633	\$1,481
202107356	1094 HERRONS FERRY RD	1		1	\$246,657	\$1,496
202107357	1096 HERRONS FERRY RD	1		1	\$246,657	\$1,496
202107359	1098 HERRONS FERRY RD	1		1	\$238,081	\$1,472
202107360	1100 HERRONS FERRY RD	1		1	\$297,014	\$1,649
202107362	1076 HERRONS FERRY RD	1	1	1	\$297,014	\$1,669
202107363	1080 HERRONS FERRY RD	1		1	\$251,066	\$1,511
202107364	1082 HERRONS FERRY RD	1		1	\$246,657	\$1,496
202107365	1084 HERRONS FERRY RD	1		1	\$246,658	\$1,496
202107376	1086 HERRONS FERRY RD	1		1	\$246,657	\$1,496
202107377	1088 HERRONS FERRY RD	1		1	\$284,929	\$1,610

Single Family Permits Issued Summary

Date From 6/1/2021 and Date To 6/30/2021

Subtotal	29	5	29	\$7,581,336	\$44,786
----------	----	---	----	-------------	----------

Total	48	24	48	\$13,391,254	\$83,373
-------	----	----	----	--------------	----------

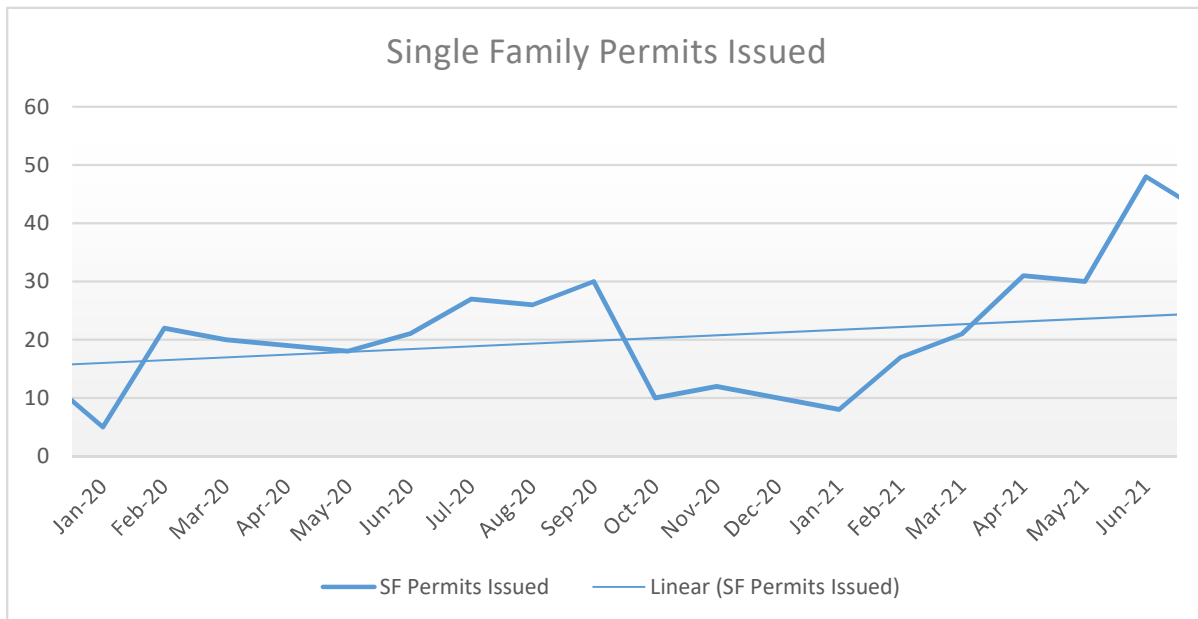
Comparison of Single Family Permits Issued

Month	Fiscal Year 2019 - 2020			Fiscal Year 2020 - 2021			Percent Change		
	No. of Permits	Valuation	Fees Paid	No. of Permits	Valuation	Fees Paid	Change in # of Permits from Last Year	Change in Valuations from Last Year	Change in Fees Paid from Last Year
July	35	\$9,173,534	\$59,892	27	\$6,743,568	\$55,361	-23%	-26%	-8%
August	28	\$7,221,104	\$44,658	26	\$7,111,100	\$47,902	-7%	-2%	7%
September	25	\$6,449,423	\$39,592	30	\$8,828,428	\$55,560	20%	37%	40%
October	11	\$2,584,851	\$16,282	10	\$3,135,724	\$22,319	-9%	21%	37%
November	13	\$3,221,877	\$21,675	12	\$3,623,912	\$30,652	-8%	12%	41%
December	14	\$3,741,410	\$24,311	9	\$1,773,504	\$19,753	-36%	-53%	-19%
January	5	\$1,290,724	\$15,222	8	\$1,807,918	\$13,516	60%	40%	-11%
February	22	\$4,943,042	\$36,119	17	\$6,014,248	\$34,590	-23%	22%	-4%
March	20	\$5,379,895	\$41,993	21	\$5,814,920	\$35,291	5%	8%	-16%
April	19	\$5,366,369	\$29,506	31	\$10,586,475	\$64,071	63%	97%	117%
May	18	\$4,863,331	\$27,573	30	\$8,384,971	\$58,093	67%	72%	111%
June	21	\$6,143,122	\$36,872	48	\$13,391,254	\$83,373	129%	118%	126%
Total	231	\$60,378,682	\$393,695	269	\$77,216,022	\$520,481			

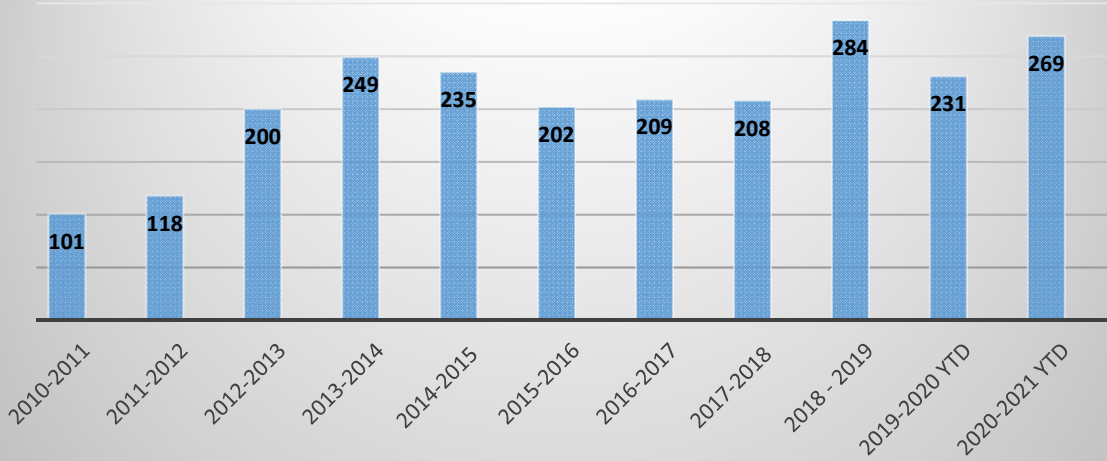
Comparison of Single-Family Permits Issued to Date

(compared to cumulative total at this month in previous fiscal year)

Range	Fiscal Year 2019 - 2020			Fiscal Year 2020 - 2021			Percent Change		
	No. of Permits	Valuation	Fees Paid	No. of Permits	Valuation	Fees Paid	Change in # of Permits to Date	Change in Valuations to Date	Change in Fees Paid to Date
July - June	231	\$60,378,682	\$393,695	269	\$77,216,022	\$520,481	16%	28%	32%



Single Family Permits Issued in Last 10 Years



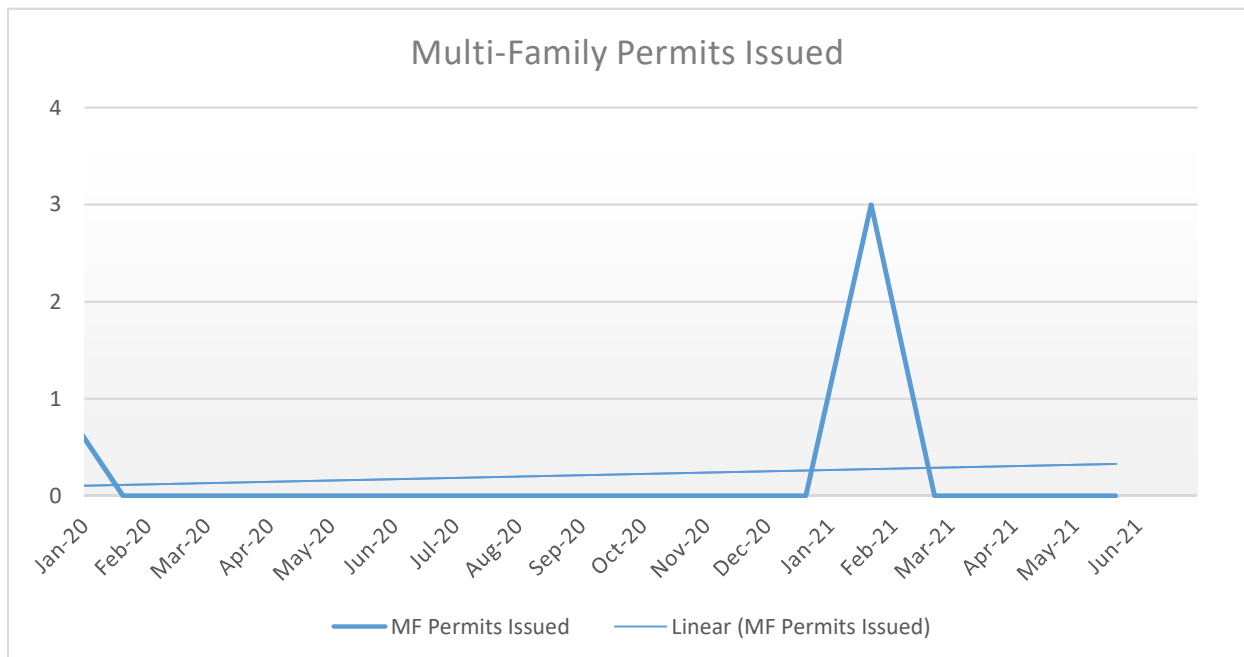
Comparison of Multi-Family Permits Issued

<i>Fiscal Year 2019 - 2020</i>					<i>Fiscal Year 2020 - 2021</i>				
Month	No. of Bldgs.	# of Units	Valuation	Fees Paid	No. of Bldgs.	# of Units	Valuation	Fees Paid	Change in # of permits
July	1	50	\$7,089,797	\$28,257	0	0	\$0	\$0	-100%
August	0	0	\$0	\$0	0	0	\$0	\$0	.
September	0	0	\$0	\$0	0	0	\$0	\$0	.
October	0	0	\$0	\$0	0	0	\$0	\$0	.
November	0	0	\$0	\$0	0	0	\$0	\$0	.
December	1	85	\$18,908,444	\$49,060	0	0	\$0	\$0	.
January	0	0	\$0	\$0	3	229	\$31,501,983	\$88,220	.
February	0	0	\$0	\$0	0	0	\$0	\$0	.
March	0	0	\$0	\$0	0	0	\$0	\$0	.
April	0	0	\$0	\$0	0	0	\$0	\$0	.
May	0	0	\$0	\$0	0	0	\$0	\$0	.
June	0	0	\$0	\$0	0	0	\$0	\$0	.
Total	2	135	\$25,998,241	\$77,317	3	229	\$31,501,983	\$88,220	50%

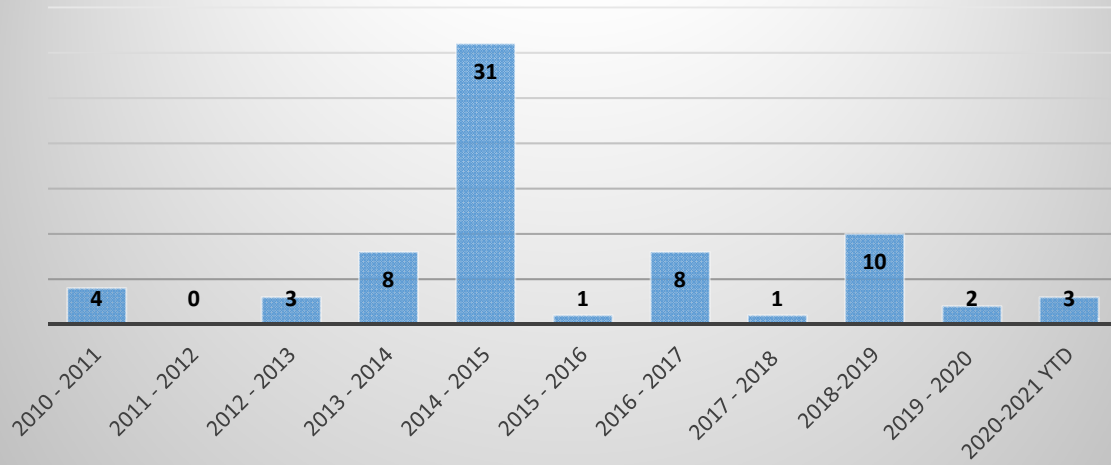
Comparison of Multi-Family Permits Issued to Date

(compared to cumulative total at this month in previous fiscal year)

<i>Fiscal Year 2019 - 2020</i>					<i>Fiscal Year 2020 - 2021</i>				
Range	No. of Bldgs.	# of Units	Valuation	Fees Paid	No. of Bldgs.	# of Units	Valuation	Fees Paid	Change in Valuation
July - June	2	135	\$25,998,241	\$77,317	3	229	\$31,501,983	\$88,220	21%



Multi-Family Permits Issued in Last 10 Years





Non-Residential Permits

Date From 6/1/2021 and Date To 6/30/2021

Type	Report Code	Permit Issue Date	Permit #	Permit Address	Contractor	Contractor Phone	Valuation
Building	437 - Non-Residential & Non-Housekeeping Demo non-load bearing wall. Build wall, bar. Install door and paint. Replace section of flooring No subcontractors included in permit. Project 20210348	06/21/2021	202107287	2260 CROSS POINTE DR 99	Frank Eshun - Plannerx LLC	704-685-5159	\$15,000
Building	437 - Non-Residential & Non-Housekeeping Interior renovations only for a nail salon, Subcontractors included in permit. Project 20210507	06/08/2021	202107028	1771 CHAMBERSIDE DR 101	Gilmore Steve Moore Jr. - Moore Construction of York County LLC	803-322-7088	\$34,970
Building	437 - Non-Residential & Non-Housekeeping Mo Mo's Donut Shop, Interior Upfit/Renovation, Subcontractors included in permit. Project 20210010	06/17/2021	202107237	636 CROWN POINTE LN 101	Jonathan Bryan Morgan - Morgan Contracting Company LLC	803-328-2164	\$76,825
Building	437 - Non-Residential & Non-Housekeeping Renovate bathrooms	06/28/2021	202107416	138 BLACK ST E	Dale A Daniels - D A Daniels Construction Services LLC	704-618-6004	\$175,000
Building	437 - Non-Residential & Non-Housekeeping Renovation of finishes to the 1st and 2nd floor work out areas as well as some misc electrical, plumbing and mechanical, Interior Upfit to Exercise Rooms, Subcontractors included in permit. Project 20210361	06/16/2021	202107210	402 CHARLOTTE AV	John Leitner - Leitner Construction Co Of York County LLC	803-324-5665	\$276,900
Building	437 - Non-Residential & Non-Housekeeping Removal and replacement of existing EIFS and windows on exterior of building.	06/16/2021	202107208	961 MAIN ST W	John Leitner - Leitner Construction Co Of York County LLC	803-324-5665	\$500,000
Building	437 - Non-Residential & Non-Housekeeping Interior Office Upfit, Marine Drive Building 1, Subcontractors included in permit. Project 20202302	06/17/2021	202107253	727 MARINE DR 101	Andrew Cope - J M Cope Inc	(803)329-3250	\$672,000
Building	437 - Non-Residential & Non-Housekeeping Interior Upfit/Renovations, Reconfiguration and renovation of 6800 SF blood donation facility with ADA restrooms, humanitarian service space, new ceiling/lights, finishes, power, telecom, plumbing, HVAC, security and fire alarm devices, Subcontractors included in permit. Project 20210758	06/24/2021	202107381	200 PIEDMONT BLVD	Amy Michalesko - AVM Contractors LLC	704-497-0401	\$831,378

Grand Total Valuation **\$2,582,073.00**

Total Permits Issued **8**

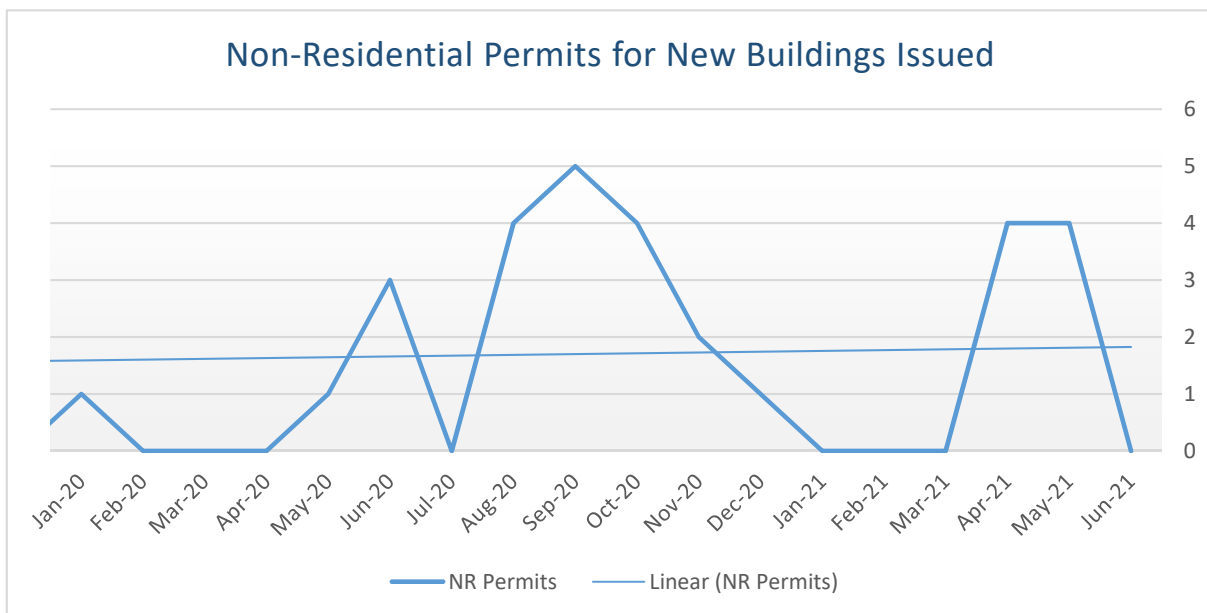
Comparison of Non-Residential Building Permits for New Buildings

Month	Fiscal Year 2019 - 2020			Fiscal Year 2020 - 2021			Percent Change		
	No. of Permits	Valuation	Fees Paid	No. of Permits	Valuation	Fees Paid	Change in # of Permits from Last Year	Change in Valuations from Last Year	Change in Fees Paid from Last Year
July	1	\$1,190,324	\$4,765	0	\$0	\$0	-100%	-100%	-100%
August	2	\$3,466,648	\$14,007	4	\$7,150,127	\$27,331	100%	106%	95%
September	3	\$5,351,682	\$21,730	5	\$7,850,571	\$33,278	67%	47%	53%
October	4	\$5,153,190	\$21,537	4	\$8,151,349	\$31,813	0%	58%	48%
November	1	\$14,296,913	\$37,530	2	\$2,834,472	\$11,299	100%	-80%	-70%
December	0	\$0	\$0	1	\$5,226,120	\$17,649	.	.	.
January	1	\$9,695,668	\$27,622	0	\$0	\$0	-100%	-100%	-100%
February	0	\$0	\$0	0	\$0	\$0	.	.	.
March	0	\$0	\$0	0	\$0	\$0	.	.	.
April	0	\$0	\$0	4	\$71,043,335	\$184,347	.	.	.
May	1	\$735,502	\$3,808	4	\$10,594,260	\$35,763	300%	1340%	839%
June	3	\$5,404,096	\$19,972	0	\$0	\$0	.	.	.
Total	16	\$45,294,023	\$150,971	24	\$112,850,234	\$341,480			

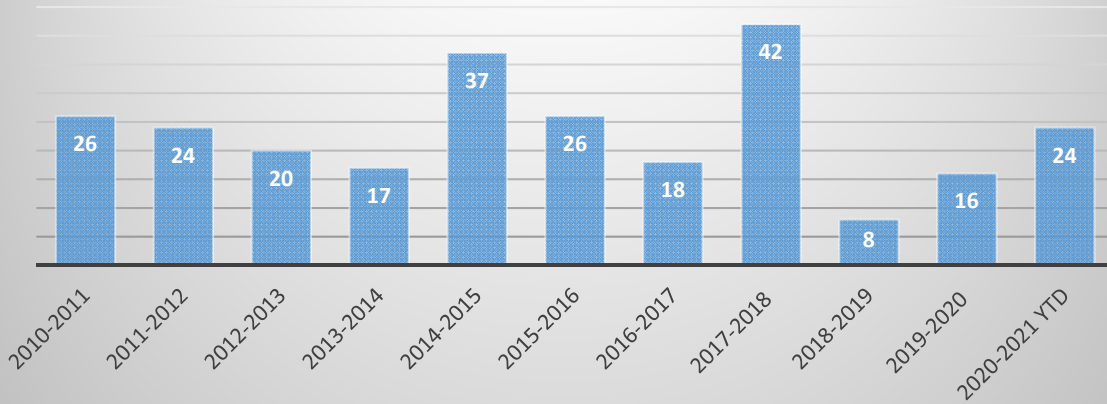
Comparison of Non-Residential Permits for New Buildings Issued to Date

(compared to cumulative total at this month in previous fiscal year)

Range	Fiscal Year 2019 - 2020			Fiscal Year 2020 - 2021			Percent Change		
	No. of Permits	Valuation	Fees Paid	No. of Permits	Valuation	Fees Paid	Change in # of Permits to Date	Change in Valuations to Date	Change in Fees Paid to Date
July - June	16	\$45,294,023	\$150,971	24	\$112,850,234	\$341,480	50%	149%	126%



Non-Residential Permits for New Buildings Issued in Last 10 Years



Comparison of Building Inspections

Month	Fiscal Year 2019 - 2020	Fiscal Year 2020 - 2021	Percent Change		
	No. of Inspections	No. of Inspections	Change from Last Year	Avg. No. Inspect. Per Day	Stop Work Notices
July	582	1346	131%	38**	6
August	654	1208	85%	33**	8
September	657	1179	79%	17	8
October	609	1432	135%	21	4
November	544	1249	130%	22	2
December	553	1599	189%	23	7
January	501	1058	111%	16	9
February	534	1036	94%	15	10
March	529	1352	156%	17	5
April	533	1364	156%	19	12
May	487	1216	150%	20	6
June	484	1381	185%	18	4
Total	6,667	15,420			

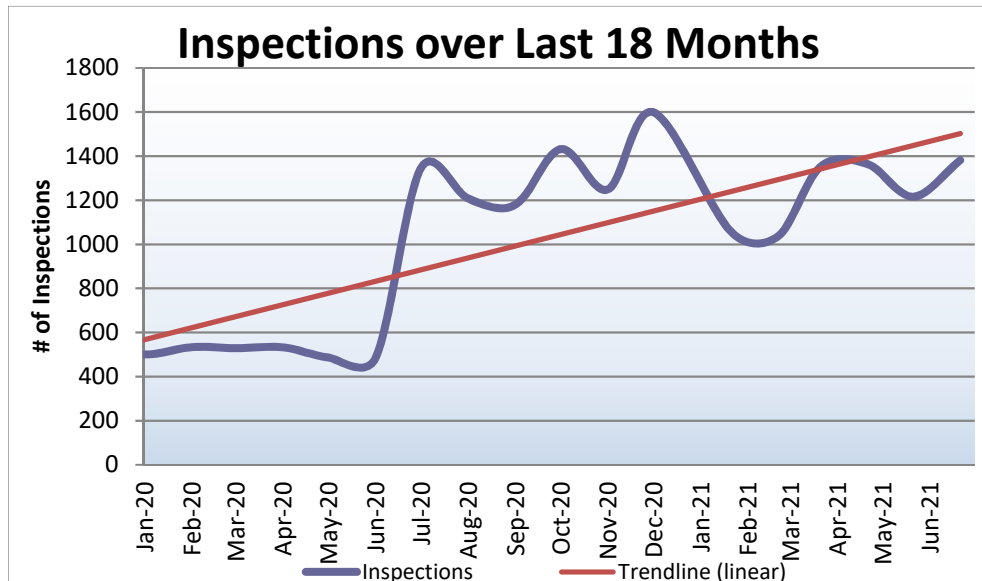
* In previous years, multiple inspections at one address was counted as one inspection, as of July 2020 each inspection is counted individually.

**Operating with less than 4 inspectors

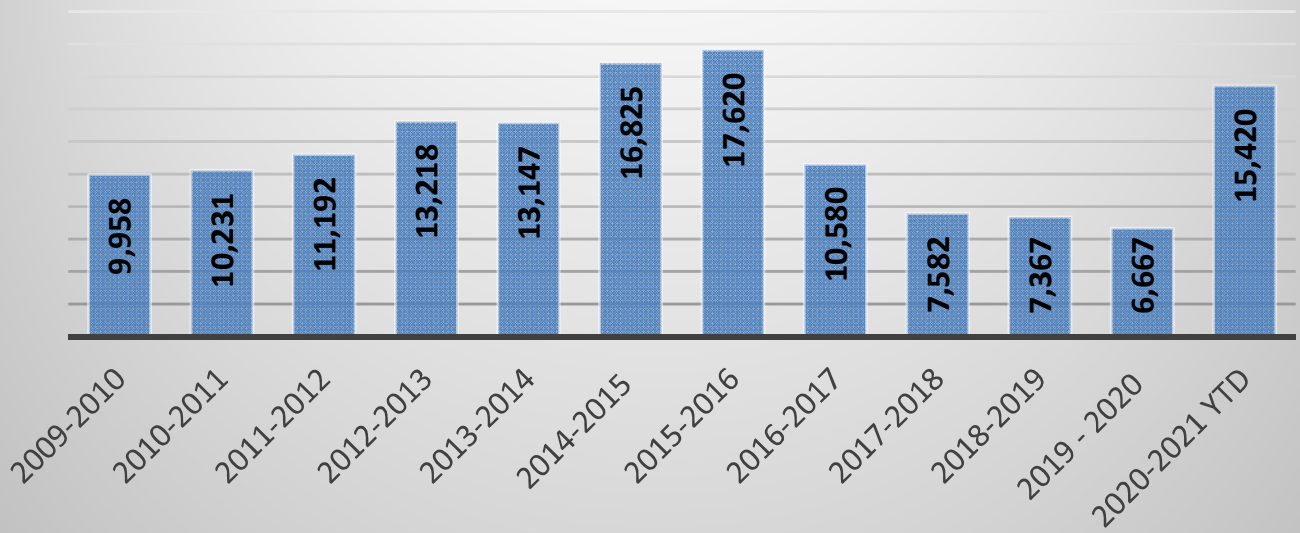
Comparison of Building Inspections to Date

(compared to cumulative total at this month in previous fiscal year)

Range	Fiscal Year 2019 - 2020	Fiscal Year 2020 - 2021	Percent Change
	No. of Inspections		Change Year to Date
July to June	6,667	15,420	131%



Building Inspections in the Last 10 Years



Demolition Permits

Date From 6/1/2021 and Date To 6/30/2021

Type	Report Code	Permit Issue Date	Permit #	Permit Address	Contractor	Contractor Phone	Valuation
Demolition	645 - Single Family Houses (attached/detached) Demolish existing single family residence of approximately 500 sf.	06/16/2021	202107215	1334 FLINT HILL ST	Ryan Lindsey - Transformation Homes	704-936-0629	\$3,000
Demolition	645 - Single Family Houses (attached/detached) Demolition and disposal	06/24/2021	202107375	429 FEWELL ST	Robert Honeycutt - Rampro Construction LLC	980-209-9439	\$8,000
Demolition	649 - All Other Buildings and Structures Demolition of 2223 Cherry_Boost Mobile, Project 20210379	06/08/2021	202107024	2223 CHERRY RD	Darius B Bowser - Candlelight Homes Inc	704-777-8453	\$500
Demolition	649 - All Other Buildings and Structures Remove refrigeration equipment/coolers from warehouse	06/11/2021	202107109	250 BRYANT BLVD	Daniel W Rogers - Paul Davis Restoration of Rock Hill	(803)329-1140	\$3,000
Demolition	649 - All Other Buildings and Structures Interior Demo only, Demo Partition Walls of 2nd Floor, Project 20200199	06/22/2021	202107325	520 CHERRY RD	George Culver - Culver Enterprises	707-730-0701	\$40,000

Totals

645 - Single Family Houses (attached/detached)	2	Grand Total Valuation	\$54,500.00
646 - 2 Family Buildings	0	Total Permits Issued	5
647 - 3 & 4 Family Buildings	0		
648 - 5 or More Family Buildings	0		
649 - All Other Buildings & Structures	3		



Grading Permits

Date From 6/1/2021 and Date To 6/30/2021

Type	Report Code	Permit Issue Date	Permit #	Permit Address	Contractor	Contractor Phone	Valuation
Grading	2001 - Erosion Control	06/01/2021	202106828	2662 EASTVIEW RD	Bryson Westbrook - TWC Inc	704-482-8887	\$0
<p>Stoneridge Hills 2018, Ok to issue Grading Permit. This Permit is NOT VALID and no work may begin until AFTER the pre-construction meeting. Paid \$43,750. Project 20180318</p>							
Grading	2001 - Erosion Control	06/08/2021	202107027	635 DEBERRY HOLW	Robert A Waddell - Waddell Custom Homes Inc	(803)985-4160	\$0
<p>Approved for Grading Lot 8 The Village of Mt. Laurel at Laurel Creek, This Permit is NOT VALID and no work may begin until AFTER the pre-construction meeting. Paid \$250, Project 20210785</p>							
Grading	2001 - Erosion Control	06/14/2021	202107147	817 ANGELS PEAK DR	Byron Fisk - Signature Homes By OConnell And Fisk LLC	803-517-9133	\$0
<p>Approved for Grading, This Permit is NOT VALID and no work may begin until AFTER the pre-construction meeting. Paid \$250, Project 20210774</p>							
Grading	2001 - Erosion Control	06/16/2021	202107207	459 LAKESHORE PKWY	David E Looper - David E Looper And Company Inc	8283241284	\$0
<p>Approved for Grading, Rock Hill VA Outpatient Clinic, This Permit is NOT VALID and no work may begin until AFTER the pre-construction meeting. Subcontractors included in permit. Paid \$1750 Project 20201475</p>							
Grading	2001 - Erosion Control	06/29/2021	202107442	1998 STANTON DR	Matthew Bares - Chandler Construction Service, Inc	8642273221	\$0
<p>Approved for Grading, This Permit is NOT VALID and no work may begin until AFTER the pre-construction meeting. Project 20210258</p>							
Grading	2001 - Erosion Control	06/30/2021	202107495	973 CORPORATE BLVD	Sharad Patel - Siddhi Enterprises LLC	803-412-1805	\$0
<p>Permit to revise parking plan/driveway removal. Driveway closure/land disturbance Project 20160732</p>							

Grand Total Valuation **\$0.00**

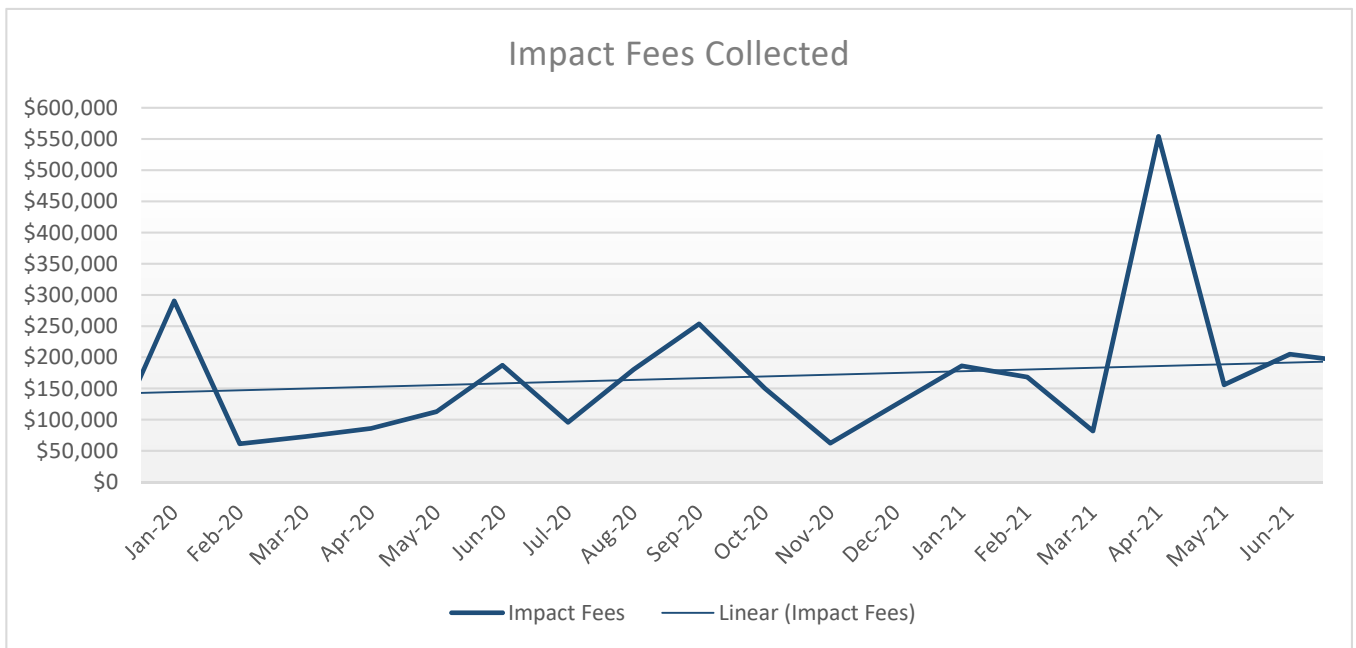
Total Permits Issued **6**

Comparison of Paid Impact Fees

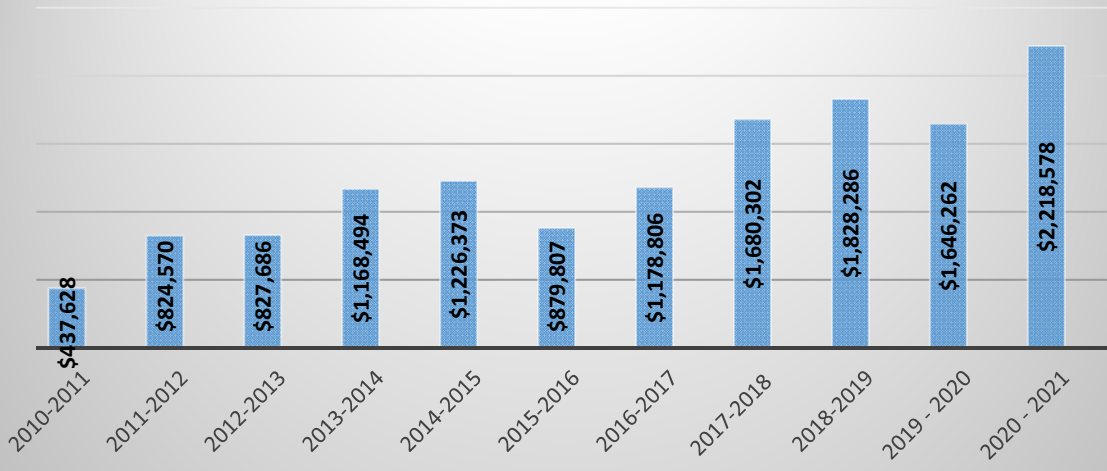
Month	Fiscal Year 2019 - 2020					Fiscal Year 2020 - 2021					% Change from Last year
	Cases	Fire	Water	Sewer	Total	Cases	Fire	Water	Sewer	Total	
July	100	\$50,642	\$56,175	\$99,170	\$205,987	70	\$21,609	\$25,680	\$48,530	\$95,819	-53%
August	85	\$18,600	\$34,183	\$59,930	\$112,713	78	\$43,622	\$46,010	\$90,730	\$180,362	60%
September	89	\$38,360	\$62,060	\$106,555	\$206,975	109	\$50,431	\$71,155	\$131,875	\$253,461	22%
October	46	\$14,999	\$32,100	\$53,805	\$100,904	49	\$42,047	\$42,800	\$65,410	\$150,257	49%
November	25	\$57,616	\$35,310	\$63,300	\$156,226	36	\$14,672	\$18,190	\$29,540	\$62,402	-60%
December	39	\$9,942	\$15,515	\$27,430	\$52,887	25	\$26,444	\$41,195	\$56,970	\$124,609	136%
January	29	\$137,165	\$54,035	\$99,170	\$290,370	17	\$107,768	\$32,100	\$46,420	\$186,288	-36%
February	46	\$10,416	\$17,120	\$33,760	\$61,296	47	\$116,979	\$18,725	\$32,705	\$168,409	175%
March	56	\$13,392	\$21,400	\$37,980	\$72,772	61	\$14,560	\$21,935	\$45,365	\$81,860	12%
April	53	\$11,776	\$19,260	\$54,860	\$85,896	114	\$319,928	\$80,250	\$154,030	\$554,208	545%
May	64	\$16,989	\$34,775	\$61,190	\$112,954	92	\$28,110	\$47,615	\$80,180	\$155,905	38%
June	80	\$39,367	\$52,965	\$94,950	\$187,282	144	\$29,028	\$59,920	\$116,050	\$204,998	9%
Total	712	\$419,264	\$434,898	\$792,100	\$1,646,262	842	\$815,198	\$505,575	\$897,805	\$2,218,578	

Comparison of Paid Impact Fees to Date (Compared to cumulative total at this month in previous fiscal year)

Range	Cases	Fire	Water	Sewer	Total	Cases	Fire	Water	Sewer	Total	% Change from Last year
July - June	712	\$419,264	\$434,898	\$792,100	\$1,646,262	842	\$815,198	\$505,575	\$897,805	\$2,218,578	35%



Impact Fees Collected in Last 10 Years



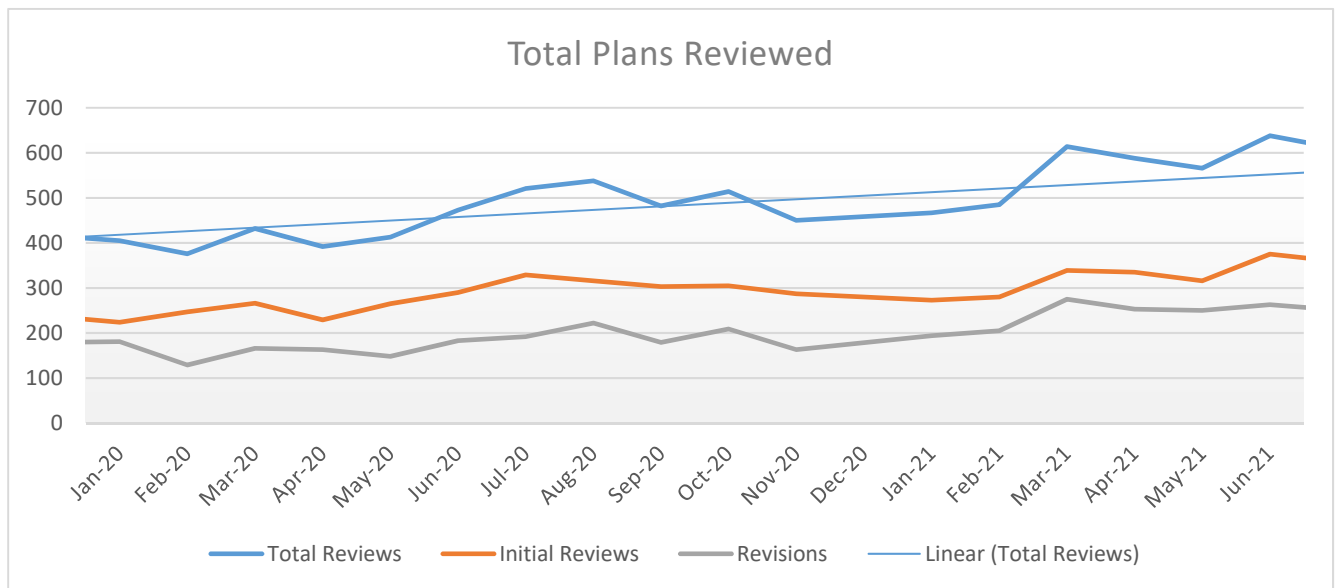
Comparison of Plan Review

	<i>Fiscal Year 2019 - 2020</i>			<i>Fiscal Year 2020 - 2021</i>			<i>Percent Change</i>
Month	New Plans	Revisions	Total Plans Reviewed	New Plans	Revisions	Total Plans Reviewed	Change from Last Year
July	288	218	506	329	192	521	3%
August	282	219	501	316	222	538	7%
September	269	203	472	303	179	482	2%
October	251	174	425	305	209	514	21%
November	217	154	371	287	163	450	21%
December	237	179	416	277	192	469	13%
January	224	181	405	273	194	467	15%
February	247	129	376	280	205	485	29%
March	266	166	432	339	275	614	42%
April	229	163	392	335	253	588	50%
May	265	148	413	316	250	566	37%
June	290	183	473	375	263	638	35%
Total	3065	2117	5182	3735	2597	6332	

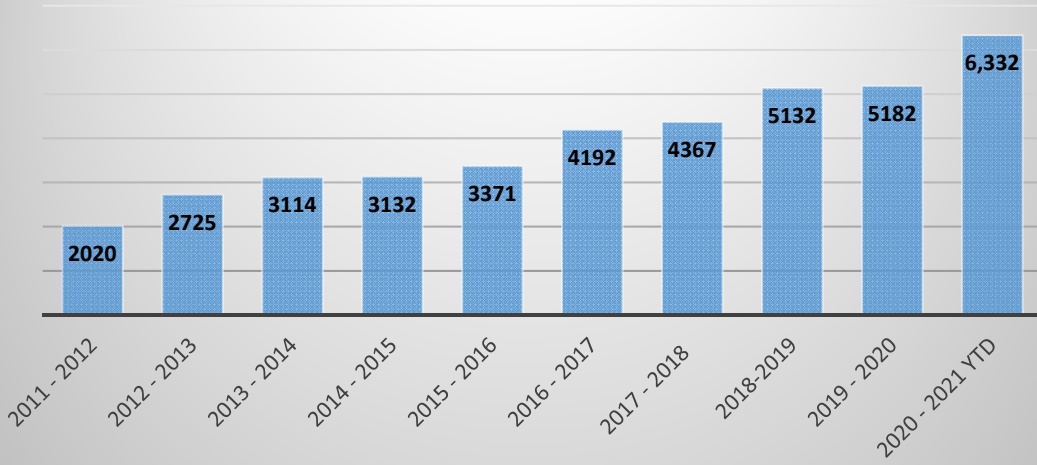
Comparison of Plan Review to Date

(Compared to cumulative total at this month in previous fiscal year)

	<i>Fiscal Year 2019 - 2020</i>	<i>Fiscal Year 2020 - 2021</i>	<i>Percent Change</i>
Range	Total Plans Reviewed	Total Plans Reviewed	Change Year to Date
July-June	5182	6332	22%



Plan Reviews in Last 10 Years





Plan Review Time

Date From 6/1/2021 and Date To 6/30/2021

<u>Stage/Plan Type</u>	<u>Initial</u>		<u>Revisions</u>		<u>Total</u>	
	No.	Avg. Days	No.	Avg. Days	No.	Avg. Days
<i>*Review time in business days.</i>						
Annexation and Rezoning	1	12.0	0		1	12.0
Antenna/Tower	4	11.0	7	3.3	11	6.1
As-built Plans	8	7.6	4	13.0	12	9.4
Certificate of Appropriateness	2	1.0	0		2	1.0
Certificate of Occupancy - Commercial	13	3.0	3	1.0	16	2.6
Certificate of Occupancy - Residential	1	1.0	0		1	1.0
Change Order	13	2.5	2	1.5	15	2.4
Civil Construction Plan	11	11.7	25	10.0	36	10.5
Commercial Change Order	15	2.9	10	1.8	25	2.4
Commercial Paving	1	6.0	0		1	6.0
Construction Trailer	3	2.7	0		3	2.7
Demolition Plan	3	4.0	1	3.0	4	3.8
Driveway, Patio or Paving Plan	10	2.6	8	1.9	18	2.3
Dumpster Waiver Request	1	4.0	0		1	4.0
Easement/ROW	9	8.2	7	6.4	16	7.4
Electrical Plan	3	2.0	2	2.0	5	2.0
Encroachment - City Streets/ROW	6	9.5	3	8.3	9	9.1
Energy Efficiency Test Results	22	1.0	5	1.0	27	1.0
Erosion Control/Stormwater Plan Only	2	17.5	1	18.0	3	17.7
Exterior Renovation	1	1.0	1	4.0	2	2.5
Feasibility Survey Report	20	6.1	7	2.7	27	5.2
Fence	24	2.8	13	1.6	37	2.4
Final Plat	0		1	12.0	1	12.0
Fire Alarm System Plan	4	6.3	2	1.0	6	4.5
Fire Sprinkler System Plan	3	3.0	1	1.0	4	2.5
Interior and Exterior Renovation	2	5.5	3	4.3	5	4.8
Interior Upfit/Renovations	7	2.9	8	3.5	15	3.2
Landscape Plan	2	10.5	0		2	10.5
Mechanical Plan	42	1.8	13	1.5	55	1.7
Minor Subdivision (3 or less new parcels)	1	4.0	2	2.5	3	3.0
Non-Residential Building Plans	5	10.4	15	4.9	20	6.3
Other/Miscellaneous	5	5.4	2	1.0	7	4.1
Plat Exemption (no new parcels created)	0		1	4.0	1	4.0
Plumbing Plan	1	1.0	1	6.0	2	3.5
Preconstruction	5	1.0	0		5	1.0
Refrigeration Plan	0		2	1.0	2	1.0

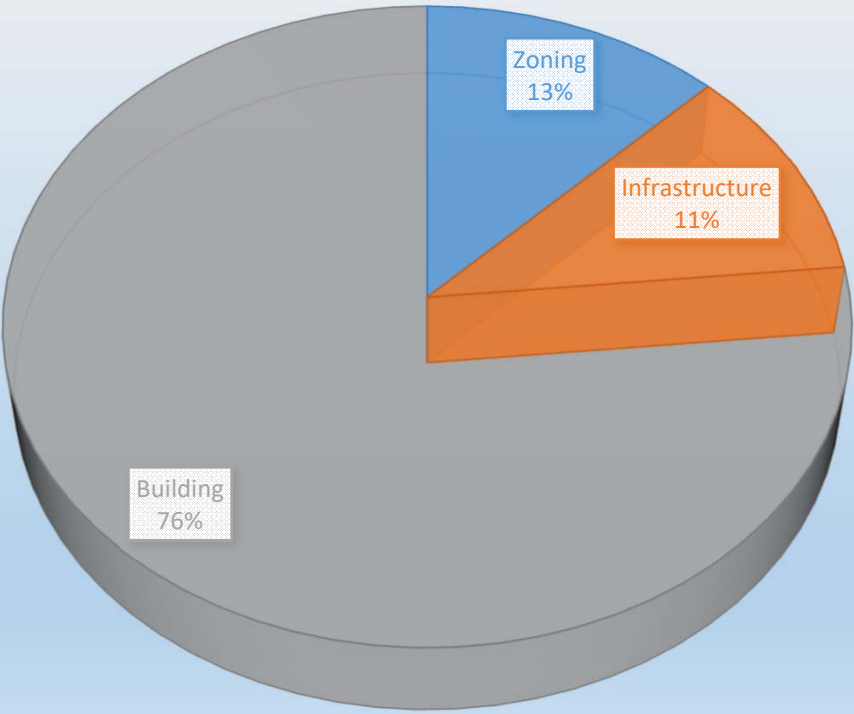
Request to Place Equipment/Furnishings	1	1.0	0		1	1.0
Residential Accessory Structure	17	2.6	7	1.6	24	2.3
Residential Addition	11	2.9	11	2.4	22	2.6
Residential Apartment Building Plan	0		1	7.0	1	7.0
Residential Attached Building Plan	3	3.7	2	4.5	5	4.0
Residential Detached Building Plan	20	3.0	23	2.2	43	2.6
Residential Detached Building Plan (Master Plan on f	2	2.5	2	3.0	4	2.8
Residential Repair/Alteration	17	1.8	16	2.1	33	1.9
Retaining Wall	1	4.0	2	2.0	3	2.7
Rezoning	0		1	11.0	1	11.0
Sign Plan	20	2.5	22	2.1	42	2.3
Sketch Plan	12	11.8	0		12	11.8
Solar Panel	6	8.0	4	4.8	10	6.7
Special Inspections Report	6	1.3	6	1.0	12	1.2
Storage Rack/Shelving Plan	0		1	1.0	1	1.0
Swimming Pool - Residential	3	3.0	6	2.7	9	2.8
Traffic Analysis	1	10.0	0		1	10.0
Utility Service Request	0		1	10.0	1	10.0
ZBA Special Exception/ Variance/ Appeal	4	20.0	0		4	20.0
Zoning Short Term Rental	1	10.0	8	1.8	9	2.7

Total Initial: 375

Total Revisions: 263

Total Plans: 638

PLANS REVIEWED BY ADMIN AREA



List of Plans Submitted

You can view a list of plans submitted this month online under [Plan Review Reports](#).

Zoning Applications & Activities June 2021

Zoning Applications Reviewed

Type	Plan No.	Case No.	Description	No.
------	----------	----------	-------------	-----

Planning Commission

Rezoning

20210787		M-2021-19	Hold public hearing and consider a recommendation to City Council on petition M-2021-19 by LRB Property LLC (Mark Van Sickle) to rezone approximately 3.85 acres at 129 Oakland Ave, 136, 140, and 144 Ebenezer Ave and adjacent right-of-way from General Commercial (GC) and Neighborhood Office (NO) to Limited Commercial (LC). Tax parcels 627-21-02-007, -018, -020 & -021.	1
20210932		M-2021-20	Hold public hearing and consider a recommendation to City Council on petition M-2021-20 by June Engineering Consultants, Inc. (Jimmy Dunn) to rezone approximately 14.2 acres at 2253 Cherry Road, 2260 Farlow Street, 1102,1106, 1204, 1216, 1220, 1236, 1302 Burton Street, two adjoining un-addressed parcels, and adjacent right-of-way from Residential Conservation District II (RC-II) and Business Development District III (BD-III) in York County to Limited Commercial (LC) and Office and Institutional (OI). The subject property is proposed to be annexed into the City of Rock Hill. Tax parcels 634-00-00-003, -004, -031, -081 to -083, -107 to -109, & -111.	1

Other

20200275			Consideration of a request by City of Rock Hill Housing and Neighborhood Services for road name approval for Village at Osceola	1
----------	--	--	---------------------------------------------------------------------------------------------------------------------------------	---

Zoning Board of Appeals (ZBA)

Special Exception, Variance and Appeal

20210608		Z-2021-20	Request by Timothy Garland of Garland and Garland Real Estate Investments, LLC for a special exception for single-family residential dwelling uses and a variance from required lot width at 486 & 488 Pineview Rd., which are zoned General Commercial (GC). Tax map numbers 630-04-02-006 & -007.	1
20210945		Z-2021-21	Request by Chad Echols for a variance from the location standards for a swimming pool, and a wall greater than 4 feet and more than 50 percent opaque within the front yard at 537 Meadowbrook Ln., which is zoned Single-Family Residential-3 (SF-3). Tax map number 629-12-01-032.	1
20200199		Z-2021-22	Request by Jim Britton, Jason Cloud and Steve Tolson for a special exception to establish a craft brewery use at 502 & 520 Cherry Rd., which is zoned Limited Commercial (LC). Tax map number 629-01-07-008.	1
20211006		Z-2021-23	Request by Salem Hassan of Travel Camp for a special exception to establish a recreational vehicle sales, rental and service use at 982 N. Anderson Rd., which is zoned General Commercial (GC). Tax map number 634-07-01-026.	1

Rock Hill Board of Historic Review

Certificate of Appropriateness

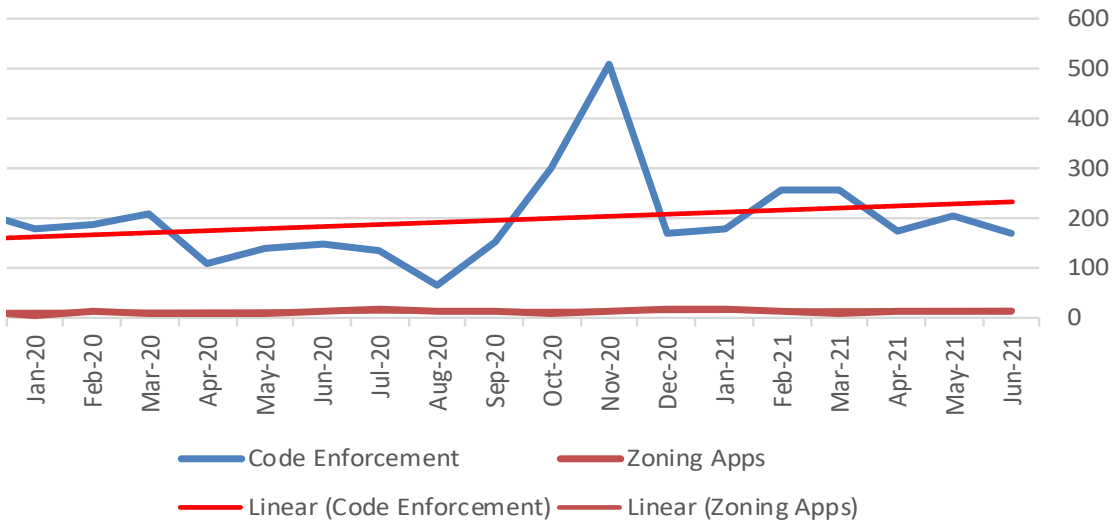
20211145-1	1177	504 Oakland Avenue - reface wall signs	1
20211248	1178	137 N Confederate Avenue - driveway and patio	1
20211260	1179	128 E Main Street - replace awning with new awning	1
20211318	1180	415 Oakland Avenue - wall sign on non-historic structure	1

Total Applications Received			11
------------------------------------	--	--	-----------

Zoning Code Enforcement Activities Completed

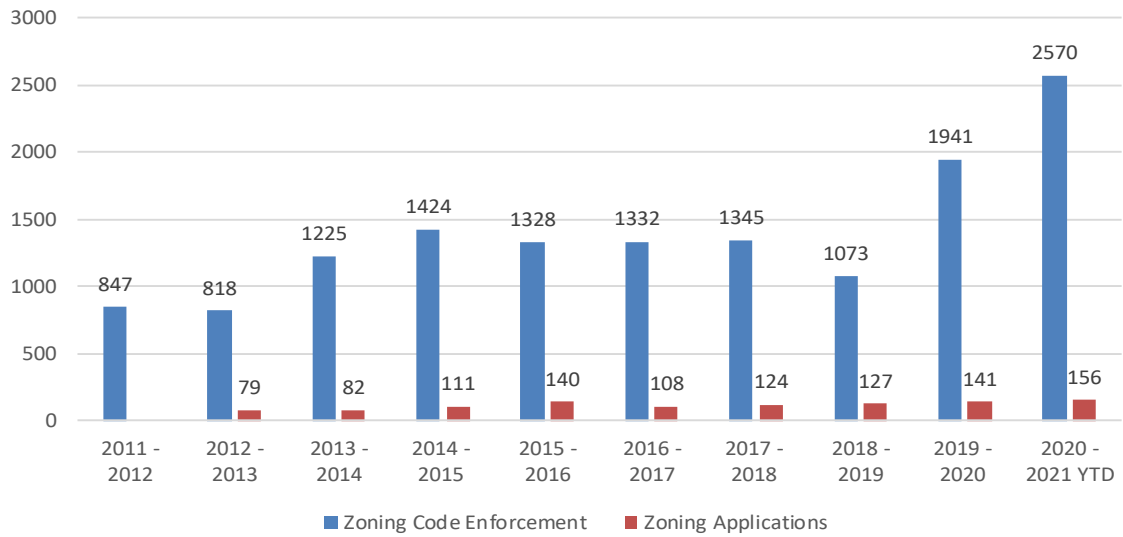
Activity	No.
Code Enforcement Activities	
Correction Notices Issued	
Zoning Div.	21
Status Update Notice Issued	
Zoning Division	0
Notices of Violation Issued	
Zoning Div.	8
Court Cases	
Zoning Div.	1
Initial Inspections	
Zoning Div. (includes new constr. inspections)	72
Follow-up Inspections	
Zoning Div	65
Pre-Court Inspections	
Zoning Div	4
Total Inspections	141
Total Activities	171
Code Enforcement Results	
Cases Abated	
Zoning Div.	28
Partial Corrections	
Zoning Div	0
Pending Complaints	
Zoning Div.	0
Administratively Closed	0
Owner Transferred	0
Summons Issued	4
Zoning Divison Commerical Inspections	
Final Zoning Inspections for New Construction	12
Final Business Opening Inspections	14

Zoning Applications & Activities in last 18 months



Zoning Applications & Activities by Fiscal Year

* Please note the method in which Zoning tracks Initial Inspections/Complaints was changed in 5/18



Open for Business Program June 2021

Feasibility Meetings	Physical Address	Jobs Created	No of Applications	Feasibility?	
Construction Office	1122 India Hook Road		1		Nine businesses were assisted through the whole process beginning with the feasibility inspection
Axe Throwing	274 Columbia Ave		1		
Retail Tobacco Store	114 S. Oakland		1		
Tobacco/Vape Retail	2349 Cherry Rd., Suite 37		1		
Staffing Company Office	615 Crown Pointe Ln., Suite 100		1		
Tobacco/Vape Retail	1158 Cherry Rd		1		
Electronics Repair Store	760 Cherry Road		1		
Child Day Care	2550 W. Main St., Suite 133		1		
Retail Clothing	1190 E. White St.		1		
Herb/Incense Retail	2443 Cherry Rd., Suite D		1		
Smoothie Shop/Retail Nutrition	875 Albright Rd., Suite 117		1		
Division of Tenant Space - TBD	244 Mt Gallant		1		
Restaurant (no alcohol)	2615 Cherry Road		1		
Nail Salon	410 Arch Dr., Suite 103		1		
Massage and VSteam	1017 1/2 E. Main St.		1		
Event Planning	730 E. Main St.		1		
Retail Clothing	111 Caldwell St., Suite 103		1		
Fastenal	618 Wilkerson Rd.		1		
Gemstone Retailer	140 E. Main St., Suite 100		1		
Auto Repair	1672 Overview Dr., Suite 108		1		
Contractor's Office	118 Fairfield Ave.		1		
Martial Arts	1807 Cherry Road, Suite 137		1		
Dealership	267 Anderson N		1		
Child Day Care	600 E White St		1		
Total			24		

New Businesses with a Commercial Business Location:	Physical Address	Jobs Created	No of Applications	Feasibility?	Type of Business
SplenDishes, LLC	295 Herlong Av 401	1	1	Yes	Catering, Meal Prep, Personal Chef Services
Blue Butterfly Creative Group, LLC	295 Herlong Av 401	4	1		Publishing Company
H. Nelson Eddy, DDS, PA	1144 India Hook Rd D	16	1		Periodontal Practice
The Country Carrot, LLC	463 Main St W 103	2	1	Yes	Specialty Food Store
C-Unique Way	725 Cherry Rd 157B-120	1	1		Hair Braider at Phenix Salon Suites
Cheesecake Carousel LLC	1188 White St E 102	2	1		Cheesecake and Dessert Sales
Interlinc Mortgage Services, LLC.	331 Main St E 200	2	1		Mortgage Lending
Lili Health Center LLC	489 Herlong Av S 7	1	1		Massage Therapy
Tynetta Moore	223 Ns Main St E	3	1		Technology and Podcasting Office
Deania White	1912 Mt Gallant Rd 103	1	1		Hair Stylist
Susan Gates	1912 Mt Gallant Rd 103	1	1		Hair Stylist
Gillen & Pickelsimer, LLC	1772 Ebenezer Rd	5	1		Law Firm
HOME PARAMOUNT PEST CONTROL COMPANY	1168 Cherry Rd	5	1		Pest Control
Office Environments Inc	331 Main St E 404	100	1		Office Furniture
The Mega Force Staffing Group	115 Oakland Av 101	3	1		Staffing Agency
Tops Uniforms Inc	1742 Herlong Village Dr 102	3	1		Medical Uniform Sales
National Vision, Inc.	2391 Dave Lyle Blvd 106	3	1		Retail Optical Store
Jasmine Roberts	725 Cherry Rd 157B-116	1	1		Hair Stylist at Phenix Salon Suites
Abdul Shabazz	218 Black St W	3	1		Master Hair Care
CHERRY PARK TOBACCO & VAPE LLC	1807 Cherry Rd 135	1	1	Yes	Retail Tobacco and Vape Store
Martha and Ash, LLC	136 Oakland Av S	2	1		Design Office Studio for Home Furnishing Products
Rock Hill Glass Co., Inc.	560 Bryant Blvd	14	1	Yes	Glass Glazier
Bojangles' OpCo, LLC	2381 Cherry Rd	39	1		Restaurant
Bojangles' OpCo, LLC	1278 Main St E	51	1		Restaurant
Bojangles' OpCo, LLC	493 Herlong Av S	40	1		Restaurant
Precision Staffing, Inc.	615 Crown Pointe Ln 100	50	1	Yes	Staffing Services
Affinity Home Care LLC	454 Anderson Rd S 110	2	1		In-home Care Provider
Walk2Campus Holdings, LLC	113 Hampton St	14	1		Lessor of Residential Properties
Jada Granger	875 Albright Rd 105	1	1		Cosmetologist
River's Edge Animal Hospital LLC	933 Cel-River Rd	10	1		Veterinary Hospital
Psychological Therapy Services, LLC	229 Johnston St	1	1		Psychologist
Harding Custom Homes, LLC	2121 Ebenezer Rd 101	3	1		Residential Home Builder
Amy Trader, LLC	1477 Ebenezer Rd	2	1		Licensed Professional Counselor
77 Tobacco & Vapor LLC	2186 Cherry Rd 107	1	1	Yes	Retail Tobacco and Vape Store
7-Eleven, Inc.	915 Riverwalk Pkwy	6	1		Convenience Store with Gasoline Sales
JDI Financial LLC	1705 Cherry Rd 101	1	1		Collections Company
Rise and Shine Doughnut Cafe LLC	1807 Cherry Rd 103	4	1		Donut Shop
Beauty Canvas by Jane Denise LLC	1925 Ebenezer Rd	1	1		Esthetician
D.A. Stewart Style LLC	1190 White St E	1	1	Yes	Retail Clothing Store
Southern Builders Residential, LLC	521 White St E	7	1		Residential Home Builder
Trusted Health Insurance Solutions, LLC	1576 Ebenezer Rd	2	1		Life and Health Insurance Agency

Michael Agurs	1009 Saluda St	3	1		Car Wash
Homecare Heroes	1317 Ebenezer Rd	80	1		Home Health Care Agency
Pedcor Homes Corporation	1304 Ns Stoneypointe Dr	4	1		Property Management Company
Waterford Terrace, LLC / Southwood Realty Company	823 Carmen Way	31	1		Lessor of Residential Real Estate
Palmetto Auto Repair of Rock Hill, LLC	1407 Cherry Rd	3	1		Automobile Repair
MCFADDEN & COMPANY, LLC	140 Main St E 210	2	1	Yes	Retail and Barber Shop
South Carolina CVS Pharmacy LLC	2870 Cherry Rd	15	1		Pharmacy
Krystina Oxendine	201 Main St E	1	1		Art Sales
NuCycle LLC	1017 Main St E	33	1		Automobile Sales, Salvage and Recycling
Shantonio Hinton	725 Cherry Rd 157B-115	1	1		Hair Braider at Phenix Salon Suites
BOH Rock Hill LLC	300 Technology Center Way 203	50	1	Yes	Restaurant Serving Alcohol
Total		633	52		

New Home-Based Businesses:	Physical Address	Jobs Created	No of Applications	Type of Business
Betty's Beauty and Accessories	954 Confederate Av S	1	1	Online Jewelry Sales
USA Fabricate LLC	238 Mallard Head Dr	1	1	Automation Specialist
Kurtis Kottkamp	749 Terrace Pk	1	1	Short-term Rental Host
Shield Cleaning Services	859 Finley Ct	1	1	Janitorial Services
Natural Glo Beauty	1375 Cypress Point Dr 207	1	1	Online Cosmetic and Beauty Sales
Stuff Ya Mouff Vendor and Catering Service, LLC	886 McClure Cir	1	1	Mobile Food Vendor
Fresh Start Cleaning	467 Liberty St	1	1	Residential and Commercial Cleaning Services
Cannons Pressure Washing & Mobile Detailing	1350 Cypress Point Dr 102	1	1	Pressure Washing and Mobile Detailing
Sparkling Gems LLC	1119 Haile St	1	1	Mobile Cosmetic teeth whitening
Soulfully Unique	1941 Ellis St	1	1	Online Sales of Oils and Candles
Paniagua Lawn Services	722 Black St E	1	1	Lawn Care and Landscaping
Danie Dessert Dynasty LLC	924 Blackstone Ln	1	1	Packaged Baked Good Sales
Affordable Auto Brokers LLC	1471 Andora Dr	1	1	Wholesale
TipToe Detail & Pressure Washing	721 Stonewall Ct	1	1	Mobile Detailing and Pressure Washing
Mr. Clean Pressure Wash	420 Walnut St	1	1	Mobile Pressure Washing
Third Timothy	1042 Westover Cir	1	1	IT Procurement and Negotiation
All Pro Fence Builders LLC	643 Chestnut St	1	1	Fence Installer
TransformingUrHealth2Wealth	321 Anvil Draw Pl	1	1	Social Network Marketing
Clybino's Cleaning Service	862 York Av S	1	1	Cleaning Services
TF-Elegance Cleaning Service, LLC	521 Liberty St	1	1	Cleaning Services
John Roni Enterprise LLP	733 Main St E	1	1	Truck Transportation
Hot Girl Fashion	2321 Eden Ter 102	1	1	Online Clothing Sales
Mister C's Boiled Peanuts	536 Braintree Ter	1	1	Mobile Food Vendor - Boiled Peanuts
Shaker's Notary on the Go	1179 Cherokee Av	1	1	Notary Public
Getting It Write	1732 Marsley Ln	1	1	Educational Tutoring Services
Wards's Scooter Sales	614 Lige St	1	1	Online Motorized Scooter Sales
Tara McKee	357 Pendleton St A	1	1	Lessor of Residential Real Estate
Total		27	27	

New Outside City Businesses & Per Job	City	State	No of Applications	Type of Business
Catawba Farm and Food Coalition	Chester	SC	1	Non-profit Farmer's Market
Merriman Schmitt Architects, Inc	Charlotte	NC	1	Architectural Services
Studio Fusion, pa	Charlotte	NC	1	Architectural Services
Infinity Contractors, Inc.	Roswell	GA	1	Contractor BD4 WL4 EL5
Ronald Zirkle	Rock Hill	SC	1	Locksmith
Granite Inliner, LLC	Orleans	IN	1	General Contractor WL5
Aloha Pools Inc.	Charlotte	NC	1	Swimming Pool Contractor
Southeastern Contracting Inc	Blacksburg	VA	1	Masonry Contractor
LWS Rock Hill Station, LLC	Montgomery	AL	1	Lessor of Commercial Real Estate
Dalton Lambert Homes, LLC	Waxhaw	NC	1	For Sale Remodeler
Pro Builders & Services LLC	Chester	SC	1	Residential Homebuilder
The Diversified Utility Group, LLC	MARSHVILLE	NC	1	General Contractor BT4
Resifence Inc	Ft Mill	SC	1	Fence Installation
C & C Plumbing, Inc	Indian Trail	NC	1	Residential Plumbing Contractor
In A Snap Services, LLC	Irmo	SC	1	Contractor BT2 IR2 SS2 EL2
Needham Electric LLC	York	SC	1	Mechanical Contractor EL2
AVM Contractors	Charlotte	NC	1	General Contractor BD4
Carolina Electric W	Charlotte	NC	1	Electrical Contractor- EL2
M&J ELECTRIC OF WICHITA, LLC	Indian Trail	NC	1	Mechanical Contractor EL5
Roll-A-Shade Inc	Riverside	CA	1	Window Shade Contractor
MODD Creative Agency, LLC	Rock Hill	SC	1	Business Consulting
Dickinson Architects, P.C.	Augusta	GA	1	Architecture
Michael Craig	Rock Hill	SC	1	Lawn Care Services
Ameripanel Homes of SC	Lexington	SC	1	Residential Homebuilder
Monica Fenderson, AIA	Loganville	GA	1	Architectural Services
Neelands Paving	Clover	SC	1	General Contractor AP2
Matthew Joshua Walker	Rock Hill	SC	1	Pressure Washing Services
Charlestowne Heating and Air LLC	Charleston	SC	1	Mechanical Contractor PK2

Crescent Metal Structures, Inc.	Gastonia	NC	1	General Contractor BD5 Residential Specialty- Solar Panel Installation
G3 Solar	Lindon	UT	1	Mechanical Contractor EL4
Sturgis Electric	Chester	SC	1	Mechanical Contractor PB4
Empire Plumbing Company Inc.	Harrisburg	NC	1	Sign Contractor
East Coast Signs	Laurinburg	NC	1	Home Inspector
Freedom Home Services, LLC	Rock Hill	SC	1	Engineering and Surveying
WithersRavenel, Inc.	Cary	NC	1	General Contractor BD2
MASTER BUILDERS INC	CHARLOTTE	NC	1	Fence Contractor
Giant Fence Company LLC	Charlotte	NC	1	Mobile Food Vendor
AEC Daily Scoops, LLC	Rock Hill	SC	1	General Contractor BD5
PLANNERX LLC	Gastonia	NC	1	Mechanical Contractor EL2
Kromah Electric Co Inc	Charlotte	NC	1	Mechanical Contractor EL5
Andrew Electric Co., Inc.	Braselton	GA	1	Mechanical Contractor PK4
Charlotte Comfort Systems, Inc.	Charlotte	NC	1	Heating and Air Contractor
Michaels Heating And Air	Rock Hill	SC	1	
XRVR, LLC	Rock Hill	SC	1	Mobile Virtual Reality Entertainment
Josh Rubinâ€™s Plumbing LLC	Besemer City	NC	1	Mechanical Contractor PB2
Above All Service LLC	Heath Springs	SC	1	Mechanical Contractor EL3 AC3
ALLSTATE MECHANICAL OF GASTON CO INC	Belmont	NC	1	Mechanical Contractor - AC2
CHANDLER CONSTRUCTION SERVICES, INC	Ninety Six	SC	1	General Contractor WL5
Marsh Bell Construction Company Inc.	Piedmont	SC	1	General Contractor BD5
RELIANCE MECHANICAL INC	Lawrenceville	GA	1	Mechanical Contractor AC4 HT4
RSRV Power LLC	Charlotte	NC	1	Mechanical Contractor EL2
Transformation Homes LLC	Charlotte	NC	1	Demolition Services
				General Contractor HIS HY5 WP5 WL5
Boggs Contracting, Inc.	Monroe	NC	1	Landscaping and Irrigation
Chason Landscaping, LLC	Blythewood	SC	1	Landscaping Services
Southern Shade Tree	Pineville	NC	1	Mobile Food Vendor
Anthony Jamal Leonard Jr	North Charleston	SC	1	Residential Homebuilder
T. Campbell Builders LLC	Sharon	SC	1	Solar Installation
South Carolina Renewable Energy Commission, Ilc	Lexington	SC	1	Residential Contractor
Cornerstone III Properties, Inc.	Charlotte	NC	1	Lessor of Residential Real Estate
Sweetgrass Enterprises LLC	Rock Hill	SC	1	Mechanical Contractor AC5 HT5
Parker Engineering and Mechanical, Inc.	Norcross	GA	1	General Contractor - BD2 PB2
AP Restoration & Woodworks, LLC	Greenwood	SC	1	Mechanical Contractor PB4
TDR Plumbing	Monroe	NC	1	Mechanical Contractor PB2 AC2
Terrence Johnson	Charlotte	NC	1	Fence Contractor
Affordable Fence Guys	Chester	SC	1	Sign Contractor
Vision Printing & Signs	Duluth	GA	1	For-Sale Remodeler
Falcon Development Group LLC	Rock Hill	SC	1	General Contractor GG4
Storefront Systems, Inc.	Covington	GA	1	Residential Homebuilder
Ronald Reagle	Edgemore	SC	1	Sign Contractor
Custom Signs Plus	Greensboro	NC	1	Residential Specialty Contractor
Totherows Roofing LLC	Fort Mill	SC	1	Residential Roofing Contractor
Frank FALLS Roofing	Charlotte	NC	1	Mechanical Contractor AC5 PB5
Union Standard Mechanical Company, LLC	CHARLOTTE	NC	1	Grease Trap Pumping and Drain Line Cleaning
Environmental Pump & Drain Line Solutions, LLC	Denver	NC	1	Fire Alarm Contractor
LEFLER ELECTRONICS INC	Concord	NC	1	
Stein Services, LLC	Charlotte	NC	1	Warehouse Equipment and Services
Heaven Sanders	Rock Hill	SC	1	Mobile Italian Ice Vendor
AMERCO REAL ESTATE COMPANY	Phoenix	AZ	1	Lessor of Commercial Real Estate
Mason Dixon Holdings, LLC	Fort Mill	SC	1	Trolley Bus Tours
Krause Renovations	Rock Hill	SC	1	General Contractor BD2
Apricot Construction LLC	York	SC	1	Residential Homebuilder
The Britton Flooring Company, LLC	Rock Hill	SC	1	Flooring Contractor
Harrison French & Associates, LTD	Bentonville	AR	1	Architect & Engineering Services
Prism Engineering & Design Group, LLC	Louisville	KY	1	Civil Engineering
In-A-Snap Services, LLC	Irmo	SC	1	Contractor BT2 IR2 SS2 EL2
Sip & Scoop Enterprises LLC	Rock Hill	SC	1	Mobile Ice Cream Cart
Baucom Group & Associates	Charlotte	NC	1	General Contractor BD2
Deep Blue Pools LLC	York	SC	1	Swimming Pool Contractor
Keith W. Jacobson, PE	Plymouth	MN	1	Architectural Engineering
Falcone Crawl Space & Structural Repair, LLC	Charlotte	NC	1	Residential Contractor
				Fire, Burglar & Security System Contractor
MSS Fire & Security, LLC	Charlotte	NC	1	Mechanical Contractor EL2
Levalds Technical Coordination Group	Plano	TX	1	Residential Contractor
Carolina Home Remodeling LLC	Charlotte	NC	1	Electrical Contractor - EL2
Gunner Electric	Catawba	SC	1	Residential Homebuilder
Dudley White	SUMMERVILLE	SC	1	Fence Contractor
HNL Fencing LLC	Rock Hill	SC	1	
Total			96	

Total Businesses Assisted this Month	199
Total Jobs Created this Month	660
Total Jobs Created this Fiscal Year	3539

Open for Business Program - Total Businesses Assisted

Fiscal Year	July	Aug	Sept	Oct	Nov	Dec	Jan	Feb	March	April	May	June	Total
2016 - 2017	62	59	68	69	51	38	59	46	78	67	127	81	805
2017 - 2018	117	103	78	95	86	46	122	108	109	148	132	96	1240
2018 - 2019	108	101	97	117	149	60	112	84	141	112	169	186	1436
2019 - 2020	156	178	150	137	119	131	107	105	107	105	114	132	1541
2020 - 2021	170	141	114	126	135	140	157	180	176	180	257	199	1975

Jobs Created in Rock Hill from New Businesses

* Started tracking jobs in March 2016

Fiscal Year	July	Aug	Sept	Oct	Nov	Dec	Jan	Feb	March*	April	May	June	Total
2016 - 2017	97	69	282	115	160	128	77	113	281	185	128	191	785
2017 - 2018	120	168	143	88	144	53	137	87	78	580	158	238	1994
2018 - 2019	313	95	186	418	138	101	411	212	194	157	1220	205	3650
2019 - 2020	270	499	183	230	211	513	231	234	144	457	167	234	3373
2020 - 2021	361	257	263	210	150	168	250	181	283	268	488	660	3539

