



02
22

DEVELOPMENT ACTIVITY REPORT



Table of Contents

- Summary of Development Activities 3
- Permits Issued Summary 5
- Comparison of Permits Issued..... 7
- Single-Family Permits Issued Summary 8
- Comparison of Single-Family Permits Issued 9
- Comparison of Multi-Family Permits 11
- Non-Residential Permits 13
- Comparison of Non-Residential Building Permits for New Buildings 16
- Comparison of Building Inspections..... 18
- Demolition Permits..... 20
- Grading Permits..... 21
- Comparison of Paid Impact Fees..... 22
- Comparison of Plan Review..... 24
- Plan Reviews Completed by Stage 26
- Zoning Applications & Activities..... 29
- Open for Business Program.....32



Summary of Development Activities

February 2022

Total Permits Issued	254
Total Valuation of Permits	\$16,056,734
Total Permit Fees Paid	\$98,489

Building Permit Information

Single Family Residences	17	
Attached	0	
Total Valuation	\$ 0	
Average Valuation	\$ 0	
Detached	17	
Total Valuation	\$ 4,845,096	
Average Valuation	\$ 285,006	
Multi-Family Residences	0	
Total Valuation	\$0	
New Commercial Buildings	4	
Hangar building and asphalt drive.	4016 TAXIWAY J DR	\$ 984,753
Hangar building and asphalt drive.	4022 TAXIWAY J DR	\$ 984,753
Hangar building and asphalt drive.	4028 TAXIWAY J DR	\$ 984,753
Sams Xpress Car Wash	2881 CHERRY RD	\$ 3,410,945
Other Large Commercial Projects		
American Freight Store Upfit	809 ALBRIGHT RD	\$ 888,126

Inspections Performed by Building Inspectors

Total Inspections	1531
-------------------	------

Erosion Control Permit Information

Erosion Control Permits Issued	2
---------------------------------------	----------

Demolition Permit Information

Demolitions Performed by the City of Rock Hill	0
Single Family Houses (attached/detached)	0
2 Family Building	0
5 or More Family Building	0
All Other Buildings and Structure	0
Other Demolition Permits	2
Single Family Houses (attached/detached)	0
All Other Buildings and Structures	2

Plan Review Information

Plan Reviews Completed

New Plans	309
<u>Revised Plans</u>	<u>216</u>
Total	525

Zoning Applications & Activities

Zoning Applications	15
Zoning Code Enforcement Activities	334

Open for Business Program

Total Businesses Assisted	164
---------------------------	-----

Impact Fee Information

Impact Fees Collected

Fire	\$77,551
Water	\$41,730
<u>Wastewater</u>	<u>\$69,630</u>
Total	\$188,911

Total Fees Collected this Month

Permit Fees	\$98,489
<u>Impact Fees</u>	<u>\$188,911</u>
Total	\$287,400

Permits Issued Summary

Date From 2/1/2022 and Date To 2/28/2022

Type	Report Code	No of Permits	Total Valuation	Fees Paid
<i>Building</i>				
	435 - Storage/Accessory Structure	7	\$57,186	\$628
	101 - Single Family Houses Detached	17	\$4,845,096	\$40,866
	328 - Other Non-Residential Buildings	4	\$6,365,204	\$24,528
	329 - Structure other than building	4	\$411,000	\$2,273
	436 - Single Family Residential Additions or Renovations	29	\$316,031	\$2,715
	437 - Non-Residential & Non-Housekeeping	16	\$2,005,891	\$11,449
	1200 - Moved Building	1	\$5,000	\$100
	1600 - Swimming Pool	1	\$53,120	\$335
<i>Demolition</i>				
	649 - All Other Buildings and Structures	2	\$17,000	\$100
<i>Electrical</i>				
	800 - Electrical	27	\$101,519	\$1,452
	801 - Fire Alarm	3	\$6,702	\$163
	802 - Solar Panel Installation	5	\$132,365	\$846
<i>Fence</i>				
	1500 - Fence	16	\$55,558	\$0
<i>Grading</i>				
	2001 - Erosion Control	2	\$0	\$0
<i>Mechanical</i>				
	1000 - Mechanical	23	\$186,350	\$1,714
	1010 - Fire Sprinkler System	3	\$283,720	\$1,894
	1100 - Gas	7	\$8,205	\$290
<i>Plumbing</i>				
	900 - Plumbing	36	\$206,273	\$2,145
	920 - Commercial Backflow Preventor	2	\$36,800	\$245
<i>Roofing</i>				
	439 - Roof	24	\$762,176	\$4,232
<i>Sign</i>				
	1300 - Sign	15	\$200,076	\$1,829
	1301 - Temporary Sign	6	\$1,252	\$600
	1303 - Grand Opening	1	\$210	\$0
<i>Temp Use</i>				
	1702 - Temporary Use	1	\$0	\$50
<i>Tent</i>				
	331 - Tent	1	\$0	\$35
<i>Zoning</i>				
	1701 - Residential Zoning	1	\$0	\$0



Permits Issued Summary

Date From 2/1/2022 and Date To 2/28/2022

Type	Report Code	No of Permits	Total Valuation	Fees Paid
Total		254	\$16,056,734.00	\$98,489.00

Application Type

Applied in Office:	1
Applied by Mail, Fax or Email:	73
Applied Online:	177

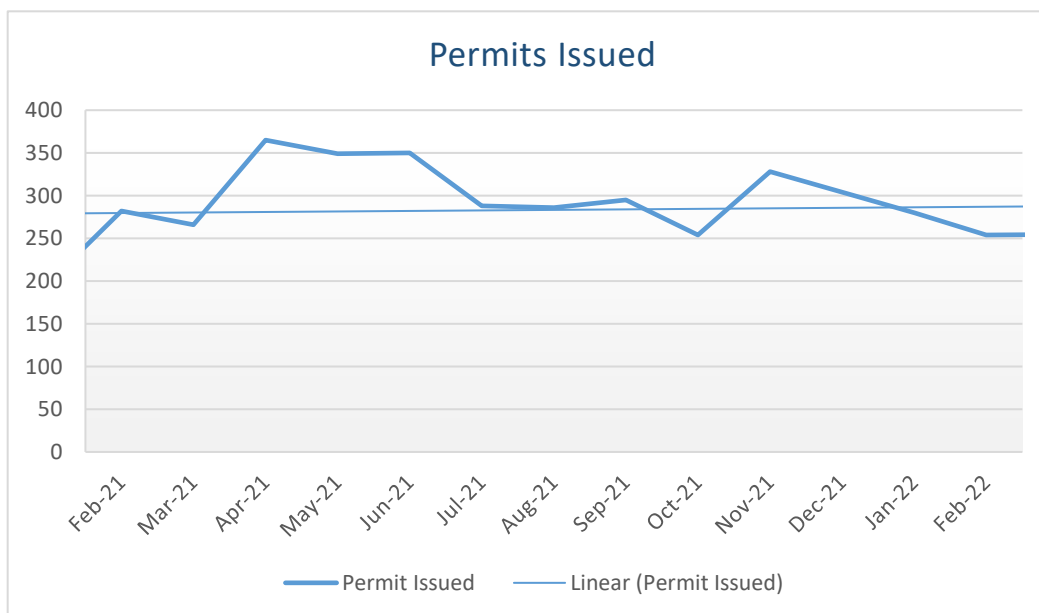
Comparison of Permits Issued

Month	Fiscal Year 2020 - 2021			Fiscal Year 2021 - 2022			Percent Change		
	No. of Permits	Valuation	Fees Paid	No. of Permits	Valuation	Fees Paid	Change in # of Permits from Last Year	Change in Valuations from Last Year	Change in Fees Paid from Last Year
July	309	\$12,041,622	\$88,511	287	\$51,661,270	\$62,813	-7%	329%	-29%
August	324	\$21,115,928	\$116,145	286	\$38,021,406	\$123,722	-12%	80%	7%
September	295	\$46,740,202	\$143,905	295	\$27,649,821	\$115,441	0%	-41%	-20%
October	250	\$15,379,928	\$82,439	254	\$13,610,968	\$87,283	2%	-12%	6%
November	216	\$11,231,340	\$69,678	328	\$32,749,760	\$133,556	52%	192%	92%
December	263	\$14,250,425	\$75,825	260	\$18,560,627	\$116,622	-1%	30%	54%
January	199	\$36,890,487	\$125,987	280	\$47,302,153	\$165,339	41%	28%	31%
February	282	\$13,035,848	\$71,553	254	\$16,056,734	\$98,489	-10%	23%	38%
March	266	\$9,107,835	\$60,158						
April	365	\$86,762,767	\$285,430						
May	349	\$52,262,242	\$147,829						
June	350	\$18,322,814	\$117,010						
Total	3,468	\$337,141,438	\$1,384,470	2,244	\$245,612,739	\$903,265			

Comparison of Permits Issued to Date

(compared to cumulative total at this month in previous fiscal year)

Range	Fiscal Year 2020 - 2021			Fiscal Year 2021 - 2022			Percent Change		
	No. of Permits	Valuation	Fees Paid	No. of Permits	Valuation	Fees Paid	Change in # of Permits to Date	Change in Valuations to Date	Change in Fees Paid to Date
July to Feb	2,138	\$170,685,780	\$774,043	2,244	\$245,612,739	\$903,265	5%	44%	17%



Single Family Permits Issued Summary

Date From 2/1/2022 and Date To 2/28/2022

101 - Single Family Houses Detached

<u>Permit Number</u>	<u>Site Address</u>	<u>Permits</u>	<u>Bldgs</u>	<u>Units</u>	<u>Valuation</u>	<u>Fees Paid</u>
202201604	218 AMERSON DR	1	1	1	\$255,713	\$1,543
202201605	179 AMERSON DR	1	1	1	\$260,739	\$1,558
202201637	922 PEORIA LN	1	1	1	\$334,404	\$1,780
202201638	898 PEORIA LN	1	1	1	\$378,183	\$1,912
202201639	892 PEORIA LN	1	1	1	\$292,303	\$1,654
202201676	803 AUGUSTUS LN Inactive	1	1	1	\$309,000	\$1,717
202201704	880 PEORIA LN	1	1	1	\$445,335	\$2,113
202201925	1214 INDIA HOOK RD	1	1	1	\$229,224	\$4,090
202201942	229 AMERSON DR	1	1	1	\$265,033	\$1,573
202201982	1136 CAROLINA AVENUE EXT	1	1	1	\$149,012	\$3,750
202202000	227 AMERSON DR	1	1	1	\$255,713	\$1,543
202202135	520 FRANK ST	1	1	1	\$149,012	\$1,140
202202148	910 PEORIA LN	1	1	1	\$410,343	\$2,008
202202365	251 ROLLING RIDGE RD	1	1	1	\$321,884	\$8,622
202202470	1209 CHARLOTTE AV	1	1	1	\$246,364	\$2,681
202202586	203 AMERSON DR	1	1	1	\$260,739	\$1,558
202202589	110 AMERSON DR	1	1	1	\$282,095	\$1,624
	Subtotal	17	17	17	\$4,845,096	\$40,866

Total	17	17	17	\$4,845,096	\$40,866
--------------	-----------	-----------	-----------	--------------------	-----------------

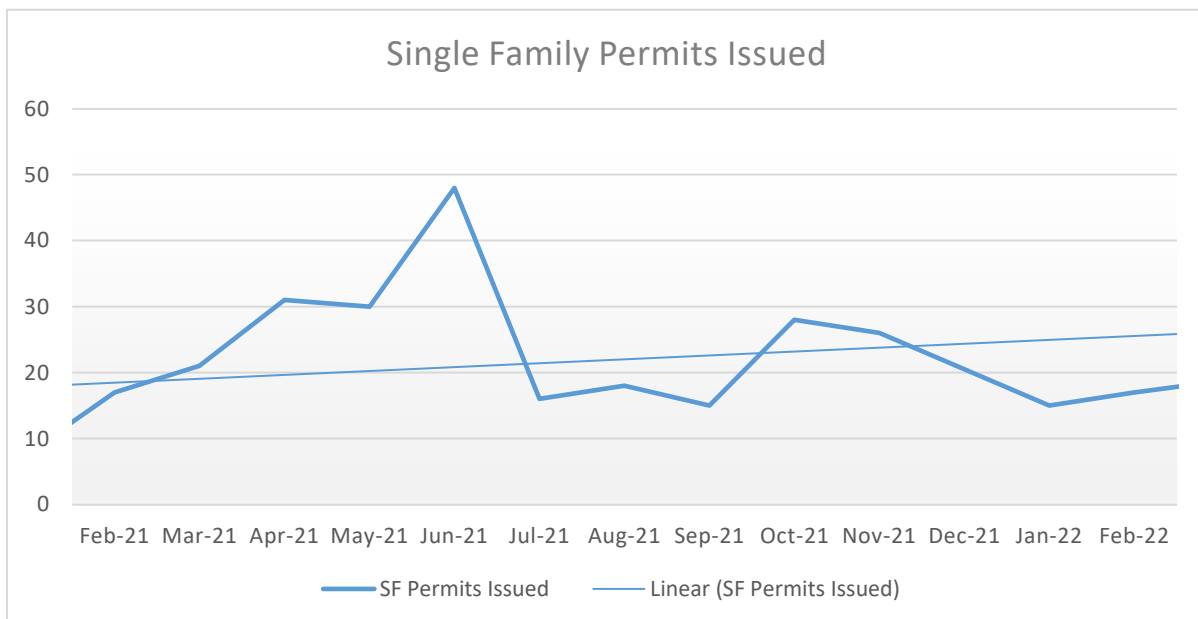
Comparison of Single Family Permits Issued

Month	Fiscal Year 2020 - 2021			Fiscal Year 2021 - 2022			Percent Change		
	No. of Permits	Valuation	Fees Paid	No. of Permits	Valuation	Fees Paid	Change in # of Permits from Last Year	Change in Valuations from Last Year	Change in Fees Paid from Last Year
July	27	\$6,743,568	\$55,361	16	\$5,369,117	\$31,630	-41%	-20%	-43%
August	26	\$7,111,100	\$47,902	18	\$3,837,892	\$39,774	-31%	-46%	-17%
September	30	\$8,828,428	\$55,560	15	\$4,044,942	\$28,342	-50%	-54%	-49%
October	10	\$3,135,724	\$22,319	28	\$7,993,277	\$53,006	180%	155%	137%
November	12	\$3,623,912	\$30,652	26	\$6,227,748	\$54,400	117%	72%	77%
December	9	\$1,773,504	\$19,753	34	\$9,801,252	\$70,244	278%	453%	256%
January	8	\$1,807,918	\$13,516	15	\$4,126,106	\$31,129	88%	128%	130%
February	17	\$4,014,248	\$30,983	17	\$4,845,096	\$40,866	0%	21%	32%
March	21	\$5,814,920	\$35,291						
April	31	\$10,586,475	\$64,071						
May	30	\$8,384,971	\$58,093						
June	48	\$13,391,254	\$83,373						
Total	269	\$75,216,022	\$516,874	169	\$46,245,430	\$349,391			

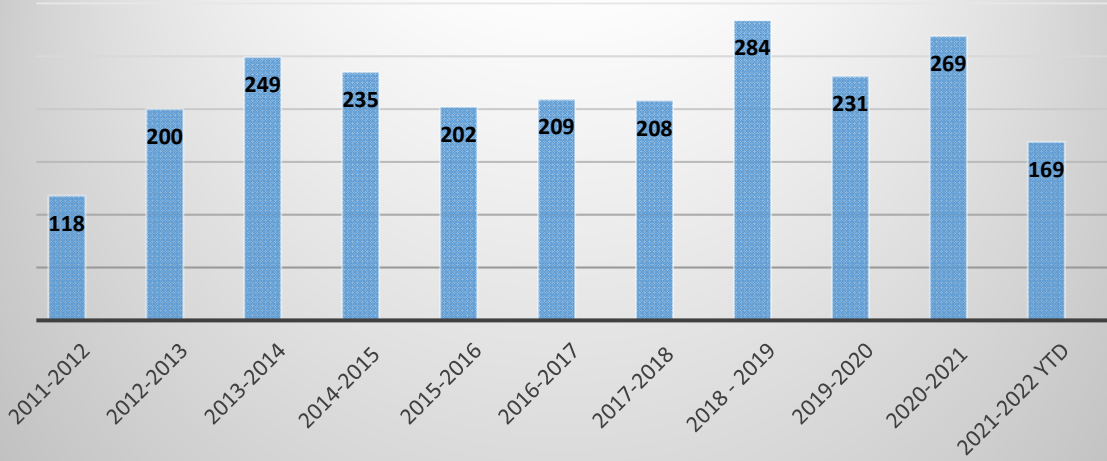
Comparison of Single-Family Permits Issued to Date

(compared to cumulative total at this month in previous fiscal year)

Range	Fiscal Year 2020 - 2021			Fiscal Year 2021 - 2022			Percent Change		
	No. of Permits	Valuation	Fees Paid	No. of Permits	Valuation	Fees Paid	Change in # of Permits to Date	Change in Valuations to Date	Change in Fees Paid to Date
July - Feb	139	\$37,038,402	\$276,046	169	\$46,245,430	\$349,391	22%	25%	27%



Single Family Permits Issued in Last 10 Years



Comparison of Multi-Family Permits Issued

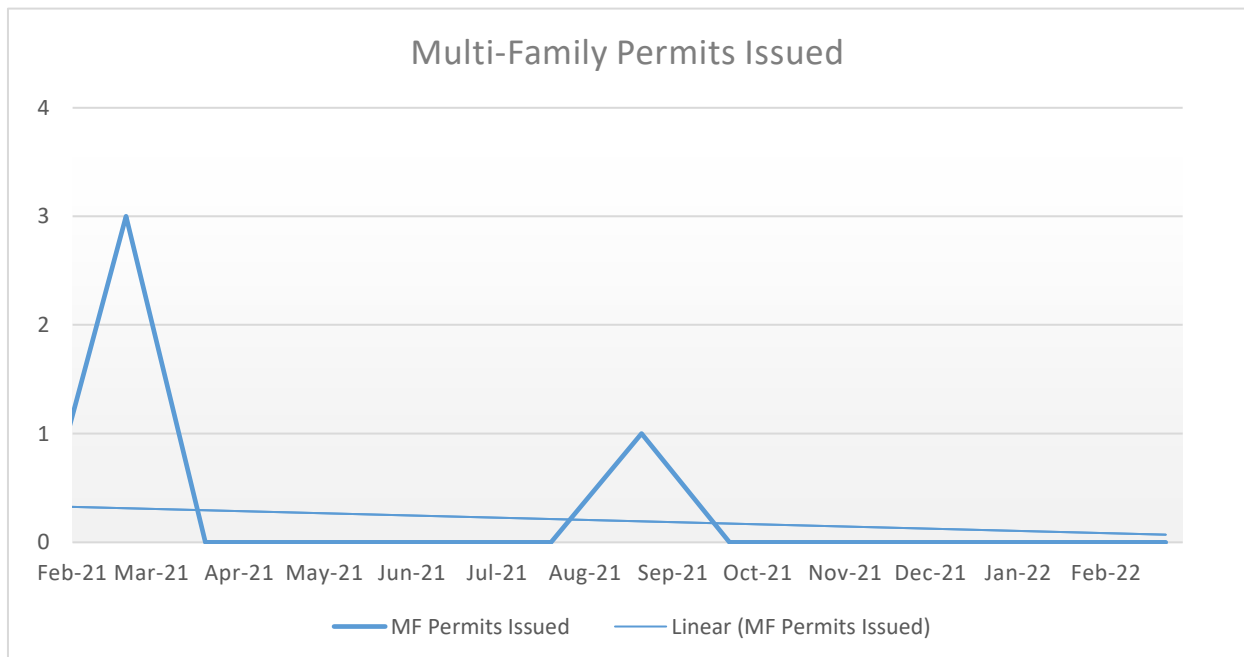
<i>Fiscal Year 2020 - 2021</i>					<i>Fiscal Year 2021 - 2022</i>				
Month	No. of Bldgs.	# of Units	Valuation	Fees Paid	No. of Bldgs.	# of Units	Valuation	Fees Paid	Change in # of permits
July	0	0	\$0	\$0	0	0	\$0	\$0	.
August	0	0	\$0	\$0	1	145	\$15,509,420	\$1,344	.
September	0	0	\$0	\$0	0	0	\$0	\$0	.
October	0	0	\$0	\$0	0	0	\$0	\$0	.
November	0	0	\$0	\$0	0	0	\$0	\$0	.
December	0	0	\$0	\$0	0	0	\$0	\$0	.
January	3	229	\$31,501,983	\$88,220	0	0	\$0	\$0	.
February	0	0	\$0	\$0	0	0	\$0	\$0	.
March	0	0	\$0	\$0					.
April	0	0	\$0	\$0					.
May	0	0	\$0	\$0					.
June	0	0	\$0	\$0					.
Total	3	229	\$31,501,983	\$88,220	1	145	\$15,509,420	\$1,344	-67%

8/21- Permit issued in phases. Currently on hold pending collection of additional permit fees.

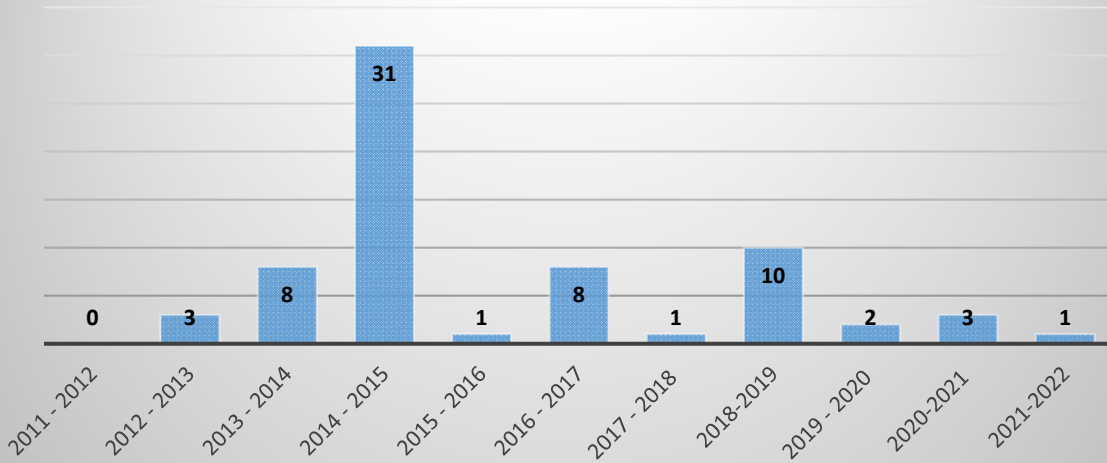
Comparison of Multi-Family Permits Issued to Date

(compared to cumulative total at this month in previous fiscal year)

<i>Fiscal Year 2020 - 2021</i>					<i>Fiscal Year 2021 - 2022</i>				
Range	No. of Bldgs.	# of Units	Valuation	Fees Paid	No. of Bldgs.	# of Units	Valuation	Fees Paid	Change in Valuation
July - Feb	3	229	\$31,501,983	\$88,220	1	145	\$15,509,420	\$1,344	-51%



Multi-Family Permits Issued in Last 10 Years





Non-Residential Permits

Date From 2/1/2022 and Date To 2/28/2022

Type	Report Code	Permit Issue Date	Permit #	Permit Address	Contractor	Contractor Phone	Valuation
Building	328 - Other Non-Residential Buildings Construction of hangar building and asphalt drive, Project 20200587	02/25/2022	202202685	4016 TAXIWAY J DR	Chris Granelli - CMG Builders Inc	704-321-1011	\$984,753
Building	328 - Other Non-Residential Buildings Construction of hangar building and asphalt drive. Project 20200587	02/25/2022	202202686	4022 TAXIWAY J DR	John McNamara - ReCon Carolina LLC	704-615-5477	\$984,753
Building	328 - Other Non-Residential Buildings Construction of hangar building and asphalt drive. Project 20200587	02/25/2022	202202687	4028 TAXIWAY J DR	John McNamara - ReCon Carolina LLC	704-615-5477	\$984,753
Building	328 - Other Non-Residential Buildings Sams Xpress Car Wash, New car Wash - Parcel 2 Express Car Wash Tunnel with Office and Lobby, Includes unmanned fuel sales under canopy, and vacuum canopy. Occupancy Load: 15 Project 20190049	02/25/2022	202202688	2881 CHERRY RD	Karl E Doerre - Doerre Construction	704-374-1440	\$3,410,945
Building	437 - Non-Residential & Non-Housekeeping Add walk thru entrance door, Project 20220225	02/15/2022	202202108	1148 BLACK ST E	Devan Ritch - Devan Ritch	803-324-1238	\$300
Building	437 - Non-Residential & Non-Housekeeping Carolina Brew Supply, Interior upfit - Move walls, convert office to kitchen, No subcontractors included in permit. Project 20210784	02/04/2022	202201781	2425 CHERRY RD	Anthony Linsday - Carolina Brew Supply LLC	704-466-5581	\$1,000
Building	437 - Non-Residential & Non-Housekeeping City of Rock Hill Parking Deck Repairs - 348 Technology Center Project 20212035	02/04/2022	202201776	348 TECHNOLOGY CENTER WAY	Douglas M Davidson, Jr. - Statesville Roofing and Building Restoration Inc	704-400-6783	\$13,050
Building	437 - Non-Residential & Non-Housekeeping Antenna Co-locate, Adding a wireless carrier to an existing cell tower. Install tower mounted antennas and installing new platform/cabinet within existing cell tower lease area Project 20212313	02/17/2022	202202300	1220 CONSTITUTION BLVD	Stanley Kevin Maclin - Mastec Network Solutions LLC	404-541-1300	\$25,000
Building	437 - Non-Residential & Non-Housekeeping Antenna Co-locate, T-Mobile is replacing antennas and associated equipment on the existing cell tower and within the existing cell tower compound. Include mount modifications and replacing equipment on existing ground space. Project 20220054	02/03/2022	202201689	1224 NS CONSTITUTION BLVD	Elliott Chotas - TSC Construction LLC	617-217-7001	\$28,000
Building	437 - Non-Residential & Non-Housekeeping Antenna Co-locate, Dish Wireless wishes to collocate its equipment on the existing tower at the above address, per the scope of work in the construction drawings, adding antennas and related equipment. Project 20220011	02/21/2022	202202395	1018NS HARPER GAULT RD 101	Stanley Kevin Maclin - Mastec Network Solutions LLC	404-541-1300	\$29,500



Non-Residential Permits

Date From 2/1/2022 and Date To 2/28/2022

Type	Report Code	Permit Issue Date	Permit #	Permit Address	Contractor	Contractor Phone	Valuation
Building	437 - Non-Residential & Non-Housekeeping	02/04/2022	202201777	116 ELIZABETH LN N	Douglas M Davidson, Jr. - Statesville Roofing and Building Restoration Inc	704-400-6783	\$38,275
	City of Rock Hill Parking Deck Repairs - 116 Elizabeth Lane Project 20211947						
Building	437 - Non-Residential & Non-Housekeeping	02/04/2022	202201775	121 BLACK ST E	Douglas M Davidson, Jr. - Statesville Roofing and Building Restoration Inc	704-400-6783	\$48,203
	City of Rock Hill Parking Deck Repairs - 121 E. Black St. Project 20212033						
Building	437 - Non-Residential & Non-Housekeeping	02/22/2022	202202463	982 ANDERSON RD N	Frank Malle - All Weather Contractors Inc	904-759-6319	\$68,948
	Phase 1 only, retail/sales area only and paving for parking, - Travel Camp RV Dealership Project 20211006						
Building	437 - Non-Residential & Non-Housekeeping	02/22/2022	202202466	2215 NEPTUNE DR	Andrew Cope - J M Cope Inc	(803)329-3250	\$80,317
	Ware house with offices: Replacing existing siding to 7'-8" only.						
Building	437 - Non-Residential & Non-Housekeeping	02/18/2022	202202368	147 HERLONG AV	Gilmore Steve Moore Jr. - Moore Construction of York County LLC	803-322-7088	\$122,637
	Senior Benefits Center- Interior Upfit Construct 4 new offices, 3 storage rooms, renovate bathrooms with new fixtures. Tile floor covering, Electrical and Hvac per plans Project 20212560						
Building	437 - Non-Residential & Non-Housekeeping	02/25/2022	202202651	247 MT GALLANT RD E 107	Bryan V Alexander - Buildrite Construction Corporation	770-971-0787	\$143,396
	Interior Upfit for Edward Jones, Project 20212673						
Building	437 - Non-Residential & Non-Housekeeping	02/10/2022	202201953	234 MAIN ST E	John Leitner - Leitner Construction Co Of York County LLC	803-324-5665	\$144,250
	Addition of (48) Columbarium Niches within two new low exterior walls at the edge of an existing raised Terrace. All work is exterior to the existing Church. Project 20211334						
Building	437 - Non-Residential & Non-Housekeeping	02/22/2022	202202465	455 LAKESHORE PKWY	Andrew Cope - J M Cope Inc	(803)329-3250	\$182,710
	Affinity Health Center Interior renovation to convert storage area into additional dental stations with support work stations. Add new greeting desk in front entrance to lobby area. Renovation area is 1150 of existing space, utilizing existing MEP Project 20212674						
Building	437 - Non-Residential & Non-Housekeeping	02/09/2022	202201921	1303 RIVERCHASE BLVD	Allen Dolphyn - Dolphyn Commercial Contracting	770-560-6174	\$192,179
	Interior Upfit of Existing Starbucks store 9279 Project 20212024						
Building	437 - Non-Residential & Non-Housekeeping	02/17/2022	202202281	809 ALBRIGHT RD	Joseph Bridgers - Fairfield Construction Inc	864-271-8751	\$888,126
	Interior upfit - includes plumbing for 2 restrooms, electrical, HVAC. Subcontractors included in permit. Project 20211103 American Freight Furniture/Appliance Store						



Non-Residential Permits

Date From 2/1/2022 and Date To 2/28/2022

Type	Report Code	Permit Issue Date	Permit #	Permit Address	Contractor	Contractor Phone	Valuation
------	-------------	-------------------	----------	----------------	------------	------------------	-----------

Grand Total Valuation **\$8,371,095.00**

Total Permits Issued **20**

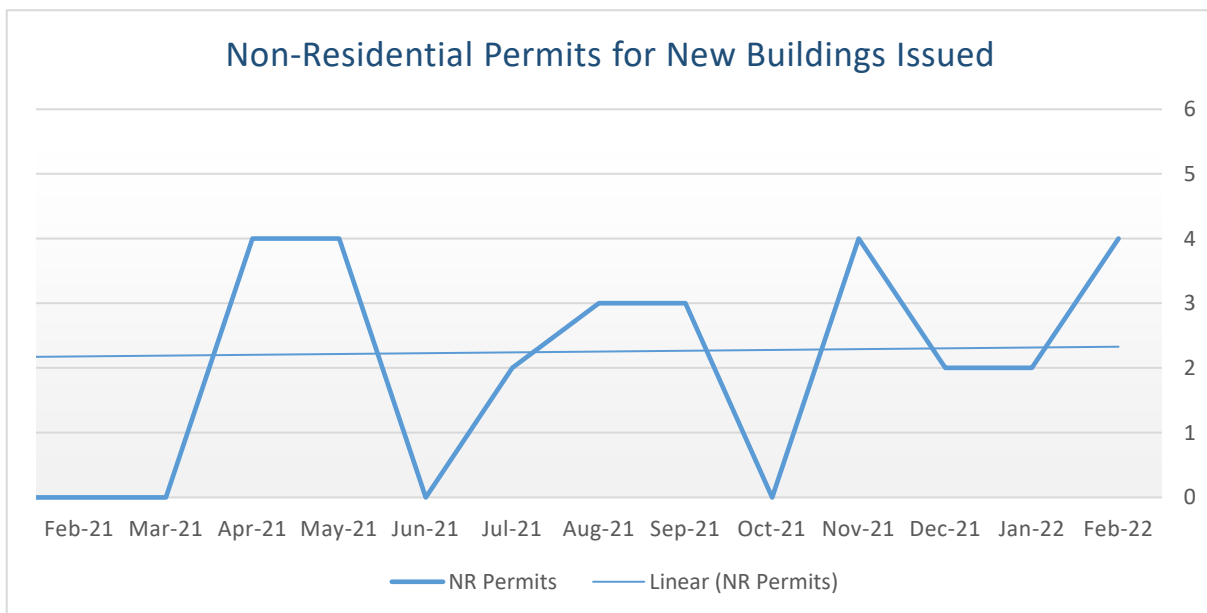
Comparison of Non-Residential Building Permits for New Buildings

Month	Fiscal Year 2020 - 2021			Fiscal Year 2021 - 2022			Percent Change		
	No. of Permits	Valuation	Fees Paid	No. of Permits	Valuation	Fees Paid	Change in # of Permits from Last Year	Change in Valuations from Last Year	Change in Fees Paid from Last Year
July	0	\$0	\$0	2	\$42,247,701	\$2,038	.	.	.
August	4	\$7,150,127	\$27,331	3	\$8,714,906	\$29,441	-25%	22%	8%
September	5	\$7,850,571	\$33,278	3	\$13,784,108	\$40,240	-40%	76%	21%
October	4	\$8,151,349	\$31,813	0	\$0	\$0	-100%	-100%	-100%
November	2	\$2,834,472	\$11,299	4	\$10,808,700	\$34,159	100%	281%	202%
December	1	\$5,226,120	\$17,649	2	\$4,610,020	\$16,818	100%	-12%	-5%
January	0	\$0	\$0	2	\$30,249,959	\$78,208	.	.	.
February	0	\$0	\$0	4	\$6,365,204	\$24,528	.	.	.
March	0	\$0	\$0						
April	4	\$71,043,335	\$184,347						
May	4	\$10,594,260	\$35,763						
June	0	\$0	\$0				.	.	.
Total	24	\$112,850,234	\$341,480	20	\$116,780,598	\$225,432			

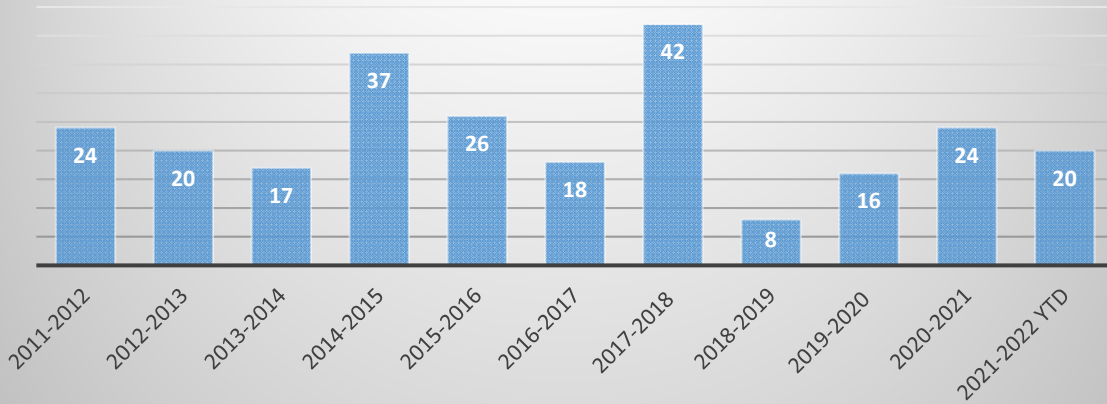
Comparison of Non-Residential Permits for New Buildings Issued to Date

(compared to cumulative total at this month in previous fiscal year)

Range	Fiscal Year 2020 - 2021			Fiscal Year 2021 - 2022			Percent Change		
	No. of Permits	Valuation	Fees Paid	No. of Permits	Valuation	Fees Paid	Change in # of Permits to Date	Change in Valuations to Date	Change in Fees Paid to Date
July - Feb	16	\$31,212,639	\$121,370	20	\$116,780,598	\$225,432	25%	274%	86%



Non-Residential Permits for New Buildings Issued in Last 10 Years



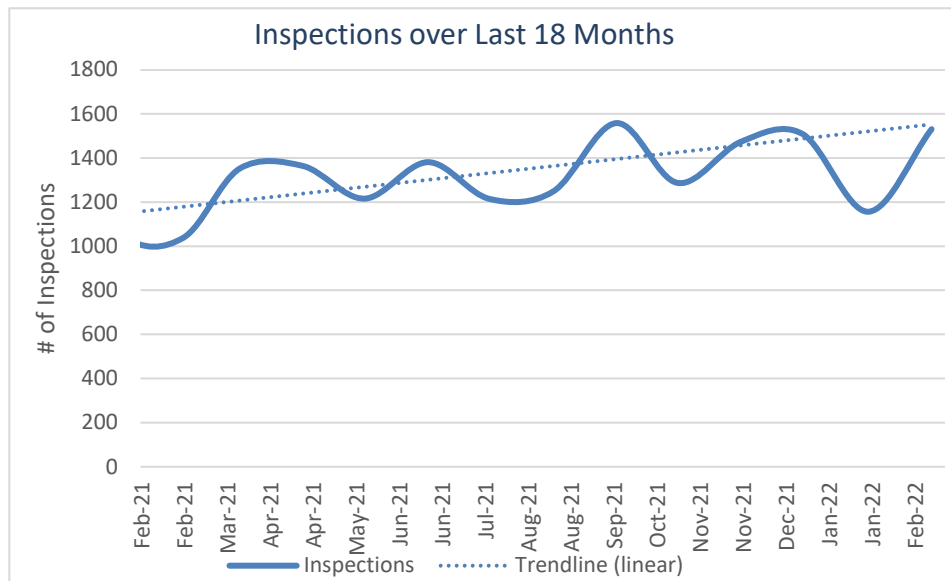
Comparison of Building Inspections

	<i>Fiscal Year 2020 - 2021</i>	<i>Fiscal Year 2021 - 2022</i>	<i>Percent Change</i>		
Month	No. of Inspections	No. of Inspections	Change from Last Year	Avg. No. Inspect. Per Day	Stop Work Notices
July	1346	1215	-10%	15	12
August	1208	1248	3%	16	14
September	1179	1559	32%	21	5
October	1432	1287	-10%	19	10
November	1249	1475	18%	20	1
December	1599	1509	-6%	32	3
January	1058	1157	9%	24	5
February	1036	1531	48%	31	1
March	1352				
April	1364				
May	1216				
June	1381				
Total	15,420	10,981			

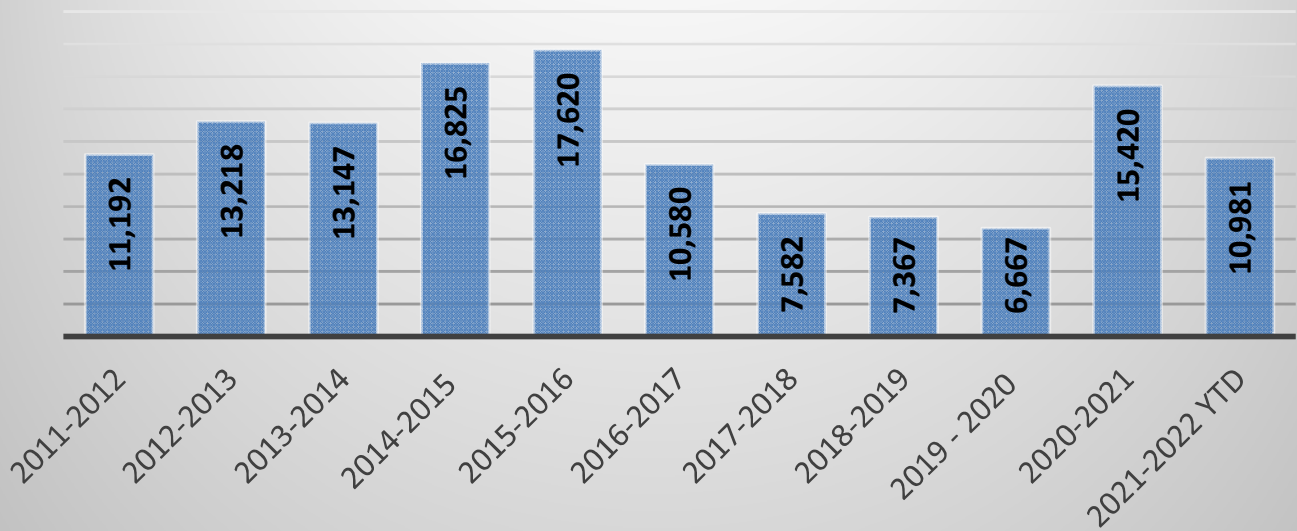
Comparison of Building Inspections to Date

(compared to cumulative total at this month in previous fiscal year)

	<i>Fiscal Year 2020 - 2021</i>	<i>Fiscal Year 2021 - 2022</i>	<i>Percent Change</i>
Range	No. of Inspections		Change Year to Date
July to Feb	10,107	10,981	9%



Building Inspections in the Last 10 Years





Demolition Permits

Date From 2/1/2022 and Date To 2/28/2022

Type	Report Code	Permit Issue Date	Permit #	Permit Address	Contractor	Contractor Phone	Valuation
Demolition	649 - All Other Buildings and Structures	02/04/2022	202201759	600 COUNTRY CLUB DR	William P Williamson, Jr. - Southern Builders of York County	(803)324-7683	\$5,000
Demolition Plan, Remove sheetrock on walls, ACT, carpet and lower existing openings to FF. Project 20211455							
Demolition	649 - All Other Buildings and Structures	02/20/2022	202202388	220 WHITE ST W	Jennifer Bickett - Barringer Construction LLC	704-337-2881	\$12,000
INTERIOR DEMOLITION ONLY of 5,673 SF Springs Swing Space Project 20220215							

Totals

645 - Single Family Houses (attached/detached)	0	Grand Total Valuation	\$17,000.00
646 - 2 Family Buildings	0	Total Permits Issued	2
647 - 3 & 4 Family Buildings	0		
648 - 5 or More Family Buildings	0		
649 - All Other Buildings & Structures	2		



Grading Permits

Date From 2/1/2022 and Date To 2/28/2022

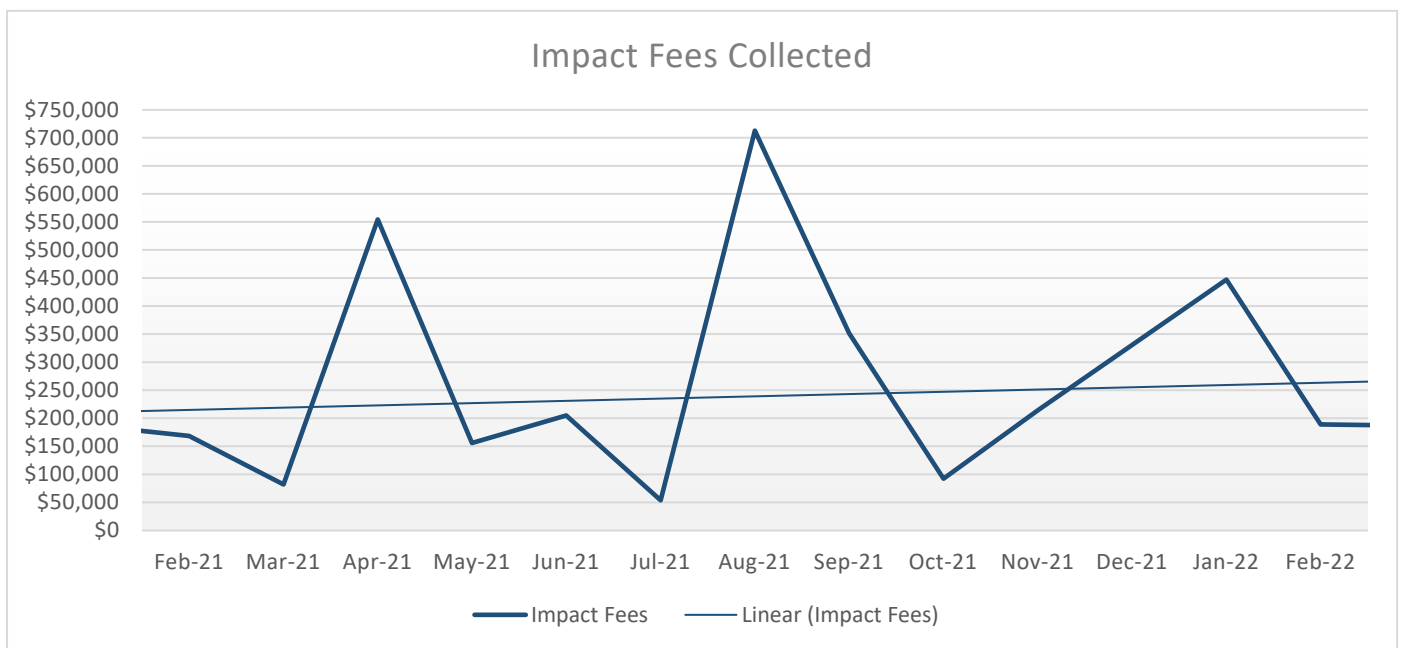
Type	Report Code	Permit Issue Date	Permit #	Permit Address	Contractor	Contractor Phone	Valuation
Grading	2001 - Erosion Control	02/16/2022	202202257	2027 CELANESE RD	Stephanie Gleason - Victori Construction and Consulting	980-819-0546	\$0
<p>Approved for grading for Clutch Coffee Bar. Project 20201523 Paid \$250 This Permit is NOT VALID and no work may begin until AFTER the pre-construction meeting.</p>							
Grading	2001 - Erosion Control	02/25/2022	202202690	2020 WILLIAMS INDUSTRIAL BLVD	Kurtis Nigro - SL Management Group Southeast	704-251-2040	\$0
<p>Approved for Grading. This Permit is NOT VALID and no work may begin until AFTER the pre-construction meeting. Paid \$2500 Project 20181266</p>							
Grand Total Valuation							\$0.00
Total Permits Issued							2

Comparison of Paid Impact Fees

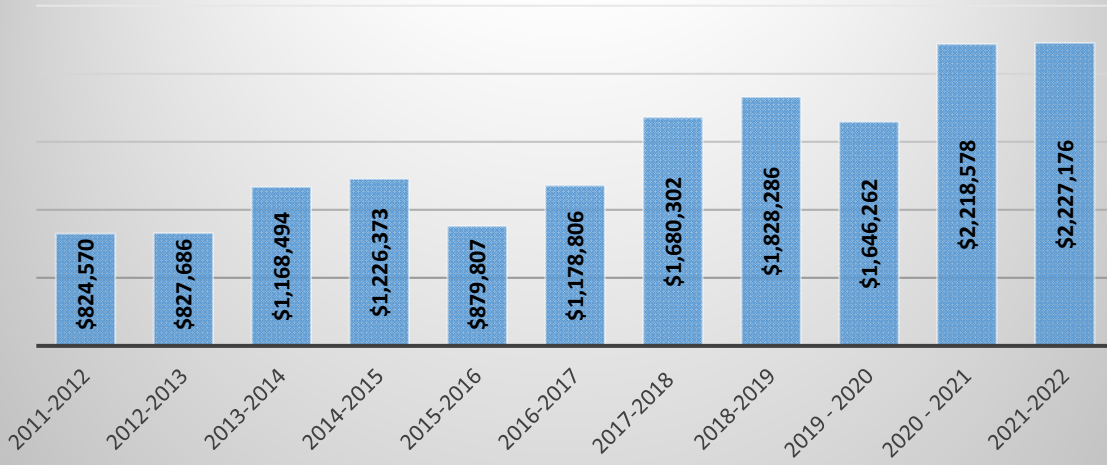
Month	Fiscal Year 2020 - 2021					Fiscal Year 2021 - 2022					% Change from Last year
	Cases	Fire	Water	Sewer	Total	Cases	Fire	Water	Sewer	Total	
July	70	\$21,609	\$25,680	\$48,530	\$95,819	40	\$9,672	\$16,585	\$27,430	\$53,687	-44%
August	78	\$43,622	\$46,010	\$90,730	\$180,362	61	\$475,416	\$154,030	\$83,460	\$712,906	295%
September	109	\$50,431	\$71,155	\$131,875	\$253,461	55	\$190,325	\$56,710	\$104,445	\$351,480	39%
October	49	\$42,047	\$42,800	\$65,410	\$150,257	69	\$19,139	\$24,610	\$48,530	\$92,279	-39%
November	36	\$14,672	\$18,190	\$29,540	\$62,402	77	\$82,014	\$50,825	\$81,235	\$214,074	243%
December	25	\$26,444	\$41,195	\$56,970	\$124,609	99	\$35,293	\$51,360	\$80,180	\$166,833	34%
January	17	\$107,768	\$32,100	\$46,420	\$186,288	62	\$194,196	\$85,065	\$167,745	\$447,006	140%
February	47	\$116,979	\$18,725	\$32,705	\$168,409	51	\$77,551	\$41,730	\$69,630	\$188,911	12%
March	61	\$14,560	\$21,935	\$45,365	\$81,860						
April	114	\$319,928	\$80,250	\$154,030	\$554,208						
May	92	\$28,110	\$47,615	\$80,180	\$155,905						
June	144	\$29,028	\$59,920	\$116,050	\$204,998						
Total	842	\$815,198	\$505,575	\$897,805	\$2,218,578	514	\$1,083,606	\$480,915	\$662,655	\$2,227,176	

Comparison of Paid Impact Fees to Date (Compared to cumulative total at this month in previous fiscal year)

Range	Cases	Fire	Water	Sewer	Total	Cases	Fire	Water	Sewer	Total	% Change from Last year
July - Feb	431	\$423,572	\$295,855	\$502,180	\$1,221,607	514	\$1,083,606	\$480,915	\$662,655	\$2,227,176	82%



Impact Fees Collected in Last 10 Years



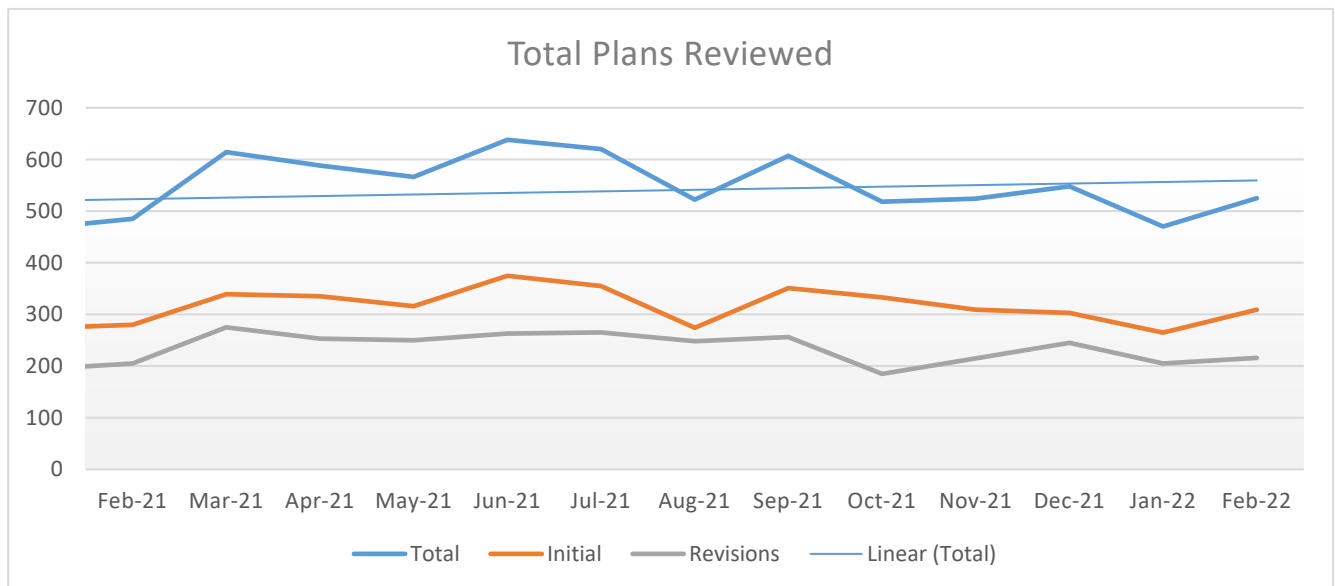
Comparison of Plan Review

	<i>Fiscal Year 2020 - 2021</i>			<i>Fiscal Year 2021 - 2022</i>			<i>Percent Change</i>
Month	New Plans	Revisions	Total Plans Reviewed	New Plans	Revisions	Total Plans Reviewed	Change from Last Year
July	329	192	521	355	265	620	19%
August	316	222	538	274	248	522	-3%
September	303	179	482	351	256	607	26%
October	305	209	514	333	185	518	1%
November	287	163	450	309	215	524	16%
December	277	192	469	303	245	548	17%
January	273	194	467	265	205	470	1%
February	280	205	485	309	216	525	8%
March	339	275	614				
April	335	253	588				
May	316	250	566				
June	375	263	638				
Total	3735	2597	6332	2499	1835	4334	

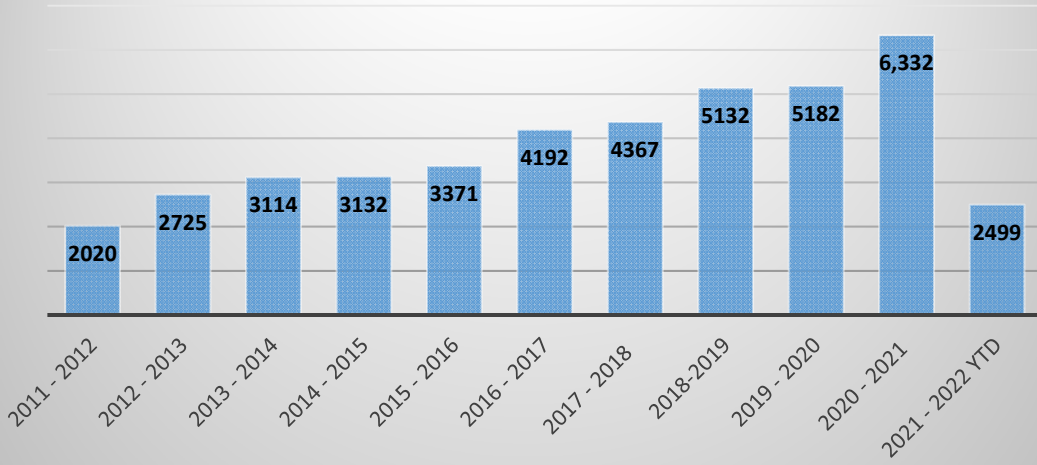
Comparison of Plan Review to Date

(Compared to cumulative total at this month in previous fiscal year)

	<i>Fiscal Year 2020 - 2021</i>	<i>Fiscal Year 2021 - 2022</i>	<i>Percent Change</i>
Range	Total Plans Reviewed	Total Plans Reviewed	Change Year to Date
July-Feb	3926	4334	10%



Plan Reviews in Last 10 Years





Time by Stage

Date From 2/1/2022 and Date To 2/28/2022

Stage/Plan Type	Initial		Revisions		Total	
	No.	Avg. Days	No.	Avg. Days	No.	Avg. Days
*Review time in business days.						
Annexation and Rezoning	2	9.0	0		2	9.0
As-built Plans	7	8.4	9	3.9	16	5.9
Certificate of Occupancy - Commercial	5	3.6	2	2.5	7	3.3
Certificate of Occupancy - Residential	2	1.0	0		2	1.0
Change Order	15	2.5	4	1.5	19	2.3
Civil Construction Plan	6	15.2	9	10.6	15	12.4
Commercial Change Order	16	3.1	13	2.5	29	2.8
Commercial Paving	1	3.0	0		1	3.0
Construction Trailer	1	2.0	0		1	2.0
Demolition Plan	2	7.0	0		2	7.0
Driveway, Patio or Paving Plan	5	4.4	3	2.7	8	3.8
Easement/ROW	3	7.0	0		3	7.0
Electrical Plan	0		2	4.5	2	4.5
Encroachment - City Streets/ROW	2	10.5	0		2	10.5
Energy Efficiency Test Results	22	1.0	2	1.0	24	1.0
Erosion Control/Stormwater Plan Only	1	11.0	1	12.0	2	11.5
Exterior Renovation	4	6.0	3	4.0	7	5.1
Feasibility Survey Report	12	5.8	0		12	5.8
Fence	16	3.4	12	2.5	28	3.0
Fire Alarm System Plan	4	8.8	0		4	8.8
Fire Sprinkler System Plan	7	2.9	5	1.2	12	2.2
Fire Suppression System Plan	1	2.0	0		1	2.0
Interior and Exterior Renovation	2	6.0	3	6.7	5	6.4
Interior Upfit/Renovations	8	5.0	14	3.6	22	4.1
Landscape and Lighting Plan	0		1	9.0	1	9.0
Landscape Plan	0		2	7.0	2	7.0
Lighting Plan	1	10.0	0		1	10.0
Major Site Plan (NR > 20,000 sf or Res > 25 units)	1	11.0	0		1	11.0
Mechanical Plan	29	1.7	4	1.0	33	1.6
Minor Subdivision (3 or less new parcels)	2	4.0	0		2	4.0
Non-Residential Building Plans	2	7.0	6	5.2	8	5.6
Other/Miscellaneous	4	4.5	3	2.7	7	3.7
Plat Exemption (no new parcels created)	2	4.5	0		2	4.5
Pre-Application Notes	2	2.5	0		2	2.5
Preconstruction	3	1.0	0		3	1.0
Preconstruction for Building Permit	3	3.3	0		3	3.3

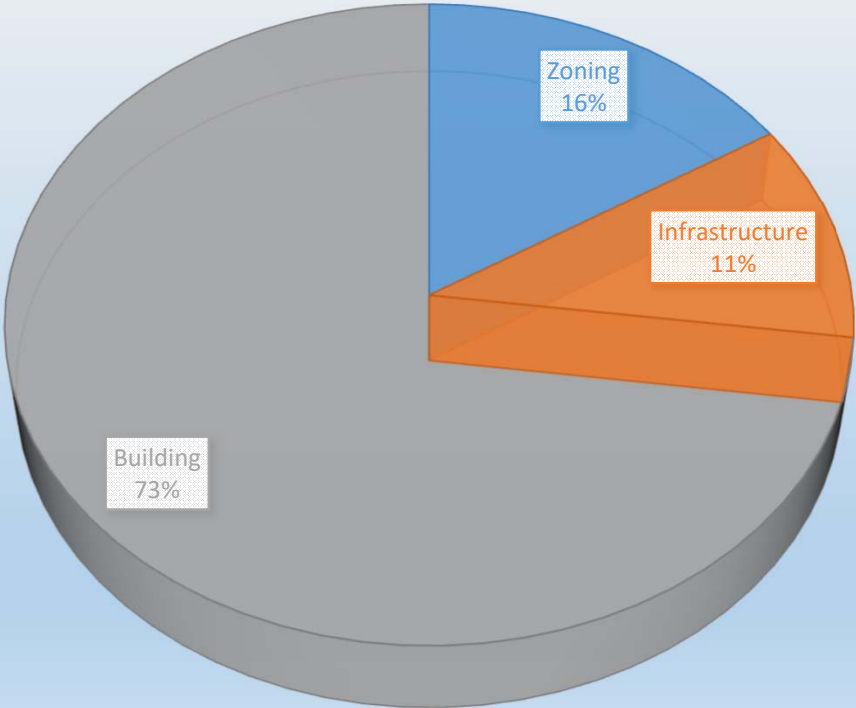
Preliminary Plat (4 or more lots)	1	15.0	1	1.0	2	8.0
Residential Accessory Structure	10	3.3	5	1.4	15	2.7
Residential Addition	5	3.2	15	3.1	20	3.1
Residential Attached Building Plan	0		5	3.2	5	3.2
Residential Detached Building Plan	11	3.6	18	3.5	29	3.6
Residential Detached Building Plan (Master Plan on f	6	4.3	5	2.4	11	3.5
Residential Master Plan Review	1	12.0	0		1	12.0
Residential Repair/Alteration	22	1.8	16	1.6	38	1.7
Retaining Wall	1	3.0	1	2.0	2	2.5
Sign Plan	27	3.6	31	2.8	58	3.2
Sketch Plan	10	12.3	4	7.0	14	10.8
Solar Panel	3	8.7	5	3.8	8	5.6
Special Inspections Report	3	1.0	1	1.0	4	1.0
Storage Rack/Shelving Plan	0		1	1.0	1	1.0
Swimming Pool - Residential	1	1.0	2	3.5	3	2.7
Traffic Analysis	2	10.5	0		2	10.5
Utility Service Request	3	10.7	2	8.0	5	9.6
Warranty Inspection	1	22.0	0		1	22.0
ZBA Special Exception/ Variance/ Appeal	5	1.0	0		5	1.0
Zoning Short Term Rental	1	1.0	5	5.2	6	4.5
Zoning Short Term Rental Renewal	3	4.3	1	1.0	4	3.5

Total Initial: 309

Total Revisions: 216

Total Plans: 525

PLANS REVIEWED BY ADMIN AREA



List of Plans Submitted

You can view a list of plans submitted this month online under [Plan Review Reports](#).

Zoning Applications & Activities

February 2022

Zoning Applications Reviewed

Type	Plan No.	Case No.	Description	No.
------	----------	----------	-------------	-----

Planning Commission

Rezoning

20220157		M-2022-02	Petition by Shea Homes Carolina, LLC (Hayden Frieslaar) to rezone approximately 14.3 acres at 1064 and 1070 Belmar Lane, 2835 Bonnybrook Circle and two unaddressed parcels from Residential Conservation District I (RC-I) in York County and Planned Unit Development (PUD) to Single-Family 3 (SF-3). Tax parcels 635-07-01-076 & -077, 635-00-00-031, -041 (portion), & -261.	1
----------	--	-----------	-----------------------------------------------------------------------------------------------------------------------------------------------------------------------------------------------------------------------------------------------------------------------------------------------------------------------------------------------------------------------------------	---

Preliminary Plats

20190157			Consideration of a request by BGE Inc. (Andrew Grant) for Preliminary Plat approval for Everly Ridge.	1
20211879			Consideration of a request by Tidemark Land Services (Brock Hansen) and Boxwood Builders for Preliminary Plat approval for a property at 1663 Oakdale Road.	1

Major Site Plans

20201109			Consideration of a request by Timmons Group (Jake Esposito) for Major Site Plan approval for Edgewood Place Apartments.	1
----------	--	--	-------------------------------------------------------------------------------------------------------------------------	---

Other (Road Names, Food Truck, etc.)

			Consideration of a Food Truck for Hoppin' Rock Hill at 110 Southern Street.	1
--	--	--	-----------------------------------------------------------------------------	---

Zoning Board of Appeals (ZBA)

Special Exception, Variance and Appeal

20212668		Z-2022-09	Request by Cristal Silva with Hometown Host, LLC, for a special exception to establish a short-term rental use at 1086 Cherry Meadow Ln, which is zoned Multi-Family-15 (MF-15). Tax map numbers 631-26-01-019.	1
20212625		Z-2022-10	Request by Michelle Barnes for a special exception to establish a vocational school use at 1647 Cherry Rd, which is zoned General Commercial (GC). Tax map number 632-01-02-001.	1
20201351		Z-2022-11	Request by Jonathan Eric Setzer for a modification to an existing special exception to expand a RV and trailer sales use at 760 Riverview Rd, which is zoned General Commercial (GC). Tax map number 662-07-01-064.	1
20220004		Z2022-12	Request by The Life House Women's Shelter and Bethel Men's Shelter for a special exception to establish a Group Home, Type B, use at 546 S. Cherry Rd, which is zoned Limited Commercial (LC). Tax map number 598-07-01-002.	1
20211380		Z-2022-13	Request by William Douglas for a special exception to establish a short-term rental use at 816 Saluda St, which is zoned Mixed Use Corridor (MUC). Tax map number 600-01-07-010.	1

Rock Hill Board of Historic Review

Certificate of Appropriateness

20212580		1201	Request by First Bank to reface wall and freestanding signage with new bank name at 201 Oakland Avenue.	1
20200015		1202	Request by Scott Rendel for a fence and storage building in the rear yard at 315 Marion Street.	1
202201653		1203	Request by Eason Roofing to remove and replace asphalt shingles like for like at 647 E. Main Street.	1
20220169		1204	Request by Matthew & Amy Applegate to install a 6-foot solid dog ear wooden picket fence in the rear yard at 330 Marion Street.	1
20212614		1205	Request by Kevin Mattingly to install a 4-foot picket fence in the front yard at 137 Reid Street.	1

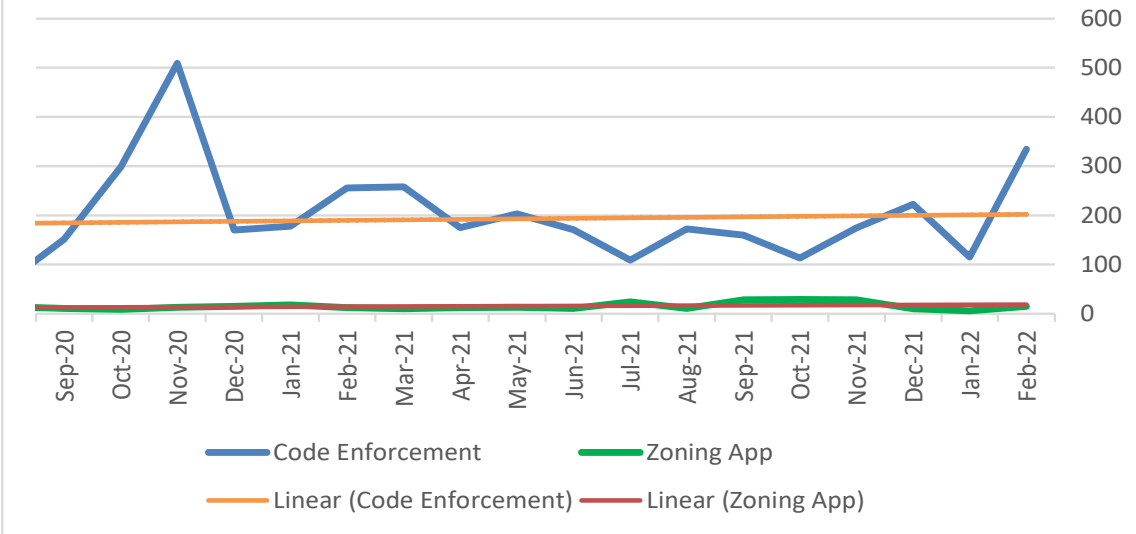
Total Applications Received

15

Zoning Code Enforcement Activities Completed

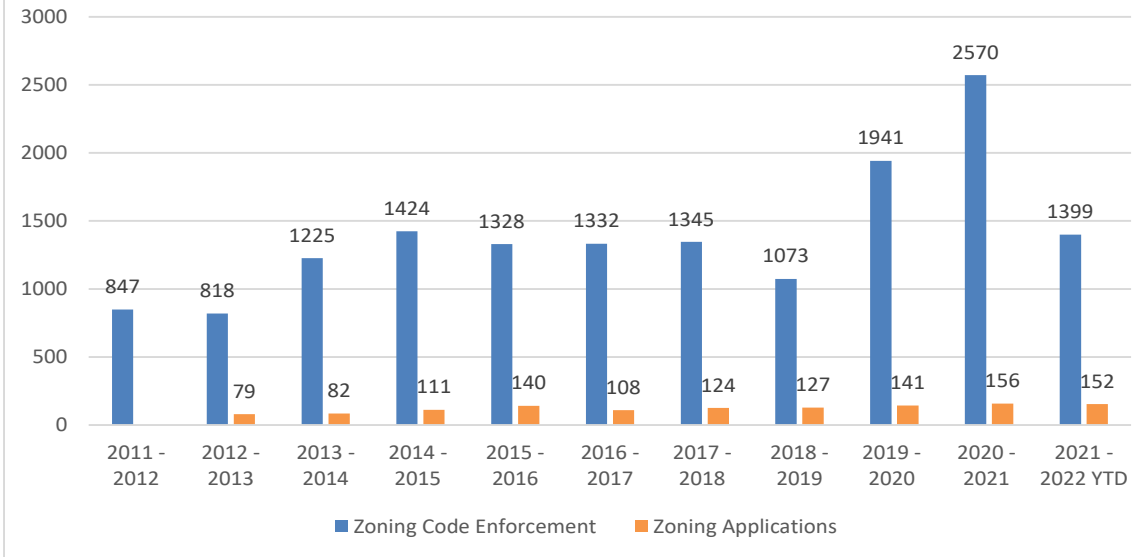
Activity	No.
Code Enforcement Activities	
Correction Notices Issued	28
Zoning Div.	
Status Update Notice Issued	0
Zoning Division	
Notices of Violation Issued	3
Zoning Div.	
Court Cases	0
Zoning Div.	
Initial Inspections	236
Zoning Div. (includes new constr. inspections)	
Follow-up Inspections	67
Zoning Div	
Pre-Court Inspections	0
Zoning Div	
Total Inspections	303
Total Activities	334
Code Enforcement Results	
Cases Abated	
Zoning Div.	18
Partial Corrections	
Zoning Div	10
Pending Complaints	
Zoning Div.	0
Administratively Closed	3
Owner Transferred	0
Summons Issued	0
Zoning Divison Commerical Inspections	
Final Zoning Inspections for New Construction	11
Final Business Opening Inspections	8

Zoning Applications & Activities in last 18 months



Zoning Applications & Activities by Fiscal Year

* Please note the method in which Zoning tracks Initial Inspections/Complaints was changed in 5/18



Open for Business Program February 2022

Feasibility Meetings	Physical Address	Jobs Created	No of Applications	Feasibility?
Fulfillment Center	1672 Overview Dr., Suite 103		1	
Extended Hours Restaurant/Indoor Rec.	1383 E. Main St.		1	
Office/Warehouse	303 Church St., Suite 2		1	
Conversion to Residential	842 Cherry Rd.		1	
Auto Parts Manufacturing	2215 Neptune		1	
Ice Cream Shop	926 Oakland Ave.		1	
Nail Salon	232 Cherry Rd., Suite 150		1	
Storage	444 Bryant Blvd		1	
Formal Attire and Décor	1807 Cherry Rd., Suite 139		1	
Welding/Fabrication	303 Church St., Suite 155-159		1	
Book/Clothing Packing/Shipping	232 Cherry Rd., Suite 130		1	
Indoor Rec.	121 Lancaster Ave.		1	
Total			12	

Five businesses were assisted through the whole process beginning with the feasibility inspection

New Businesses with a Commercial Business Location:	Physical Address	Jobs Created	No of Applications	Feasibility?	Type of Business
Helen's Hot Chicken RH LLC Helen's Hot Chicken	706 Mt Gallant Rd	4	1	Yes	Restaurant Serving Alcohol
Dazzled by K Braid Bar LLC.	1030 Edwards St 105	10	1	Yes	Hair Braiding
Webber Dentistry Rock Hill, LLC	775 Addison Av 111	0	1		Dental Office
Penske Truck Leasing Co, LP	860 Heckle Blvd 500	2	1		Truck Rentals
Skin Glow LLC	1430 Ebenezer Rd 101	1	1		Esthetician
LG APT SC Rock Hill Training LLC Stay APT Suites	840 Patriot Pkwy	4	1		Hotel
Caliber Bodyworks of South Carolina LLC Caliber Collision Centers	4850 Old York Rd	6	1		Auto Body and Paint Repair Mechanical Contractor - AC4, HT4, PK4
Langford's Heating & Air LLC Langford's Mechanical Services	1010 White St E	14	1		
Riggs Roadside of SC, LLC Riggs Auto Center	1148 Black St E	5	1		Automobile Repair
Jeremy Knowles LLC Jeremy Knowles DBA Allstate	1348 Ebenezer Rd 102	4	1		Insurance Office - Allstate
L. Sherril Law, LLC	1030 Oakland Av 104	2	1		Law Office
Blue Cloud Distribution of South Carolina, Inc.	457 Springdale Rd	3	1		Beverage Wholesale/Distribution
Surefire Neighborhood Market 2, LLC Surefire Market	702 Ogden Rd	4	1		Convenience Food Store
C & G Graphicz LLP	1373 Main St E	2	1	Yes	Digital Graphics Printing
Jenny Fuentes	2032 Cherry Rd A	1	1		Cosmetology
Tinsley Properties LLC	951 Cel-River Rd	0	1		Lessor of Commercial Real Estate
Neighbor To Neighbor Homecare LLC	1565 Ebenezer Rd 107	1	1		In-home Care Provider
Shoppes at River's Edge Company	951 Cel-River Rd	2	1		Consignment Store
ONSITE CARE LLC	154 Amendment Av 107	2	1		Medical Office
Stephen Cooley Real Estate LLC	1560 Ebenezer Rd	10	1		Real Estate Office
FAYCE Beauty Bar, LLC	1030 Edwards St 105	1	1		Esthetician
Cassandra Grant Studio One Eighteen	725 Cherry Rd 157B-118	1	1		Cosmetology
Sculpted Brows and Beauty Bar, LLC	1565 Ebenezer Rd 142	1	1		Esthetician
Brittany Faulkner Clippedandtipppedbynikki	2460 India Hook Rd 204	1	1		Nail Technician
Samantha Robinson Sam Slays	725 Cherry Rd 157B-113	1	1		Hair Braider
Total		82	25		

New Home-Based Businesses:	Physical Address	Jobs Created	No of Applications	Type of Business
In Vision Cleaning and Organization Services LLC	1642 Madison St	1	1	Cleaning and Organization Services
Prunedog LLC	654 Spyglass Way	1	1	Residential Homebuilder
Karen Wright Carol's Cottage	764 Sumter Av	1	1	Short-Term Rental
Stephen Loney 1st Class Events	1025 Winchester Dr	1	1	Event Planning
RC Power Cleaning LLC	234 Hillsborough Ln	1	1	Cleaning Services
Palmetto Pressure Wash LLC Palmetto Pressure Wash	711 Land Fall Dr	1	1	Pressure Washing
Red's Lawn & Landscape LLC	1762 Tate Rd	1	1	Landscape Maintenance
Trina Eberly TKZ Enterprise	320 Stonewall Av S	1	1	Short-Term Rental Host
Barajas Enterprises, LLC	819 Chestnut St	1	1	Day Trading
Danielle Wells	2639 Aspen Ter	0	1	Lessor of Residential Real Estate
E-Motive Counseling, LLC, PLLC	345 Pendleton St	1	1	Licensed Professional Counselor
Brackett Creative Design and Consulting LLC	518 Smoke House Ln	1	1	T-shirt design and consulting
Brewer Site Services, Inc.	1317 Yellowood Ct	1	1	General Contractor LB 3,GD 3,WL 3,WP 3
Mattison Alberts Home Sweep Home Cleaning Company	2620 Celanese Rd G	1	1	Cleaning Services
R and C Lawncare,LLC	403 Community St	2	1	Lawncare
Nicole Glass Nicci's Designs	114 Saint Thomas St 103	0	1	Retail Crafts and Candy Apple Sales
State Farm Mutual Automobile Insurance Company	1550 Porter Rd	17	1	Distribution Support Center
York County Board of Disabilities and Special Needs MaxAbilities of Y	1672 Overview Dr 106	25	1	Jobs Skills Training
Total		57	18	

New Outside City Businesses & Per Job	City	State	No of Applications	Type of Business
365 Solar Energy	Charlotte	NC	1	Solar Installation EL2 BD2

A Splash of K, LLC	Moore	SC	1	Event Vendor- Handmade Bath and Body Products
A2Z Signs and More	Paragould	AR	1	Sign Contractor
Action Plumbing Services Inc	Pauline	SC	1	Mechanical Contractor PB4
Acworth Recycling, LLC Atlas Demolition	Cartersville	GA	1	Demolition Services
Adams Construction and Management Group LLC Adams Home Rem	Gastonia	NC	1	General Contractor BD2 Residential Homebuilder/Lessor of Real Estate
ADW Properties LLC	York	SC	1	Sign Contractor
AGC Signs LLC	Charlotte	NC	1	Residential Electrical Contractor
Albert Bolin EB Electric & Air	Clover	SC	1	General Contractor BD5
All Weather Contractors, Inc	Jacksonville	FL	1	Awning Contractor
Alpha Canvas and Awning, LLC	Charlotte	NC	1	Delivery Service
Amari Williams	Rock Hill	SC	1	Architectural Services
American Architecture Collaborative, PLLC	Charlotte	NC	1	General Contractor SR2
American Dream Home Improvement Inc. Ameripro Roofing	Charlotte	NC	1	Mechanical Contractor AC2
Arce Heating and AC, LLC	Fort Mill	SC	1	Painting
Ardell N Frownfelter, Jr	Leesville	SC	1	General Contractor SR2
B. Altman Contractors LLC	Charlotte	NC	1	Bail Bonding
Baccus Bail Bond	Rock Hill	SC	1	General Contractor BD5
Belfor USA Group, INC. Belfor Property Restoration	Charlotte	NC	1	Mechanical Contractor AC5 HT5
Bill Kirkland Heating & Air Conditioning, Inc.	Roebuck	SC	1	Yoga Teaching and Instruction
Blue Butterfly Yoga	Rock Hill	SC	1	General Contractor GR4
Brackett Maintenance Service Brackett Maintenance Service	Davidson	NC	1	Lessor of Residential Real Estate
BrightHaven Properties, LLC	Charlotte	NC	1	Landscaping Services
Bushwackers Landscaping LLC	Richfield	NC	1	Event Vendor- Homemade Beard Products
Cabby's Beard Care Products	Huntersville	NC	1	Mechanical Contractor AC2
Capital Empire Construction Group Mechanical Capital Empire Mech	Raleigh	NC	1	Residential Contractor
Carolina Home Remodeling	Charlotte	NC	1	Event Vendor-Arts & Crafts/Acrylic Paint Pours
Carsonpourspaint	Rock Hill	SC	1	Mechanical Contractor EL2
Crisp Electric LLC	Raleigh	NC	1	Mobile Nacho Food Truck
CTF Food Services, LLC Nacho Business Food Truck	York	SC	1	Debris Removal
Darin Russell Enterprises LLC Rapid Removal	STATESVILLE	NC	1	Swimming Pool Contractor
Deep Blue Pools LLC	York	SC	1	
Dependable Dock and Door Service, LLC	Winston-Salem	NC	1	Loading Dock Equipment Contractor
Electrical Contracting Services II, Inc. Electrical Contracting Services	Belmont	NC	1	Mechanical Contractor EL4
Electricorp LLC	Rock Hill	SC	1	Mechanical Contractor EL3 Event Planning & Catering
Elite Engagements, LLC	Rock Hill	SC	1	Equipment Rentals
EnviroLogical Elements, Inc.	Atlanta	GA	1	Asbestos Remediation
Falcone Crawl Space & Structural Repair, LLC.	Charlotte	NC	1	Residential Contractor
Fat Dog Soapworks LLC	york	SC	1	Retail Soaps and Body Care Products
FEIFEI LU, PE	WAXHAW	NC	1	Drafting Services
Freeman's Heating & Cooling LLC Freeman's Heating & Cooling LLC	Fort Mill	SC	1	Residential HVAC Contractor
Geo-Systems Design & Testing, Inc.	West Columbia	SC	1	Soil Engineering
GOLDWICK Candles Carolina	Fort Mill	SC	1	Event Vendor-Retail Candles
Graff Electric, LLC	Rock Hill	SC	1	Mechanical Contractor EL2
Green Tree Investors, LLC	Fort Mill	SC	1	Short-Term Rental Host
H&C Contracting Inc H&C Contracting, Inc	Charlotte	NC	1	General Contractor BD2
Hakeem R. Bailey	Charlotte	NC	1	Engineering & Design Subcontractor for Victori Construction
Hampton Environmental & Construction LLC	Blacksburg	SC	1	General Contractor BD2
Homes by John Bailey & Assoc Inc	Dallas	NC	1	Contractor
Huntley Brothers Company, Inc.	Monroe	NC	1	General Contractor BD2
In Line General Contracting, Inc	Harrisburg	NC	1	General Contractor BD2
Infinigy Solutions LLC	Casselberry	FL	1	Architectural & Engineering Services
Intelligent Design Engineering P.C. IDE Structural Engineers	Charlotte	NC	1	Engineering Services
JD Wilson Services LLC	Rock Hill	SC	1	Residential Plumbing Contractor
JLS Electric JLS Electric	Greer	SC	1	Mechanical Contractor EL4
Keller Heating and Air	Fort Mill	SC	1	Residential HVAC Contractor
Keswyck Builders, Ltd.	Matthews	NC	1	Residential Contractor
Larson Engineering, Inc.	Naperville	IL	1	Engineering Services
LBFarmcraft Ltd. Co.	Rock Hill	SC	1	Retail Woodwork
Mansour Edlin PE Mansour Edlin PE	Charlotte	NC	1	Engineering Services General/Mechanical Contractor EL5 BD5 CT5 SF5
Mastec Network Solutions LLC	Charlotte	NC	1	General/Mechanical Contractor EL5 BD5 CT5 SF5
Mastec Network Solutions	Charlotte	NC	1	General/Mechanical Contractor EL5 BD5 CT5 SF5
Mastec Network Solutions LLC	Charlotte	NC	1	Sign Contractor
Media Resources USA, Inc.	Fort Mill	SC	1	Car Transportation
Michael Hill GCML Car Transport	Rock Hill	SC	1	Engineering Services
Mike Love	Flat Rock	NC	1	Subcontractor for Ganaway Contracting
Newbrook Co. of Georgia, Inc.	McDonough	GA	1	Mechanical Contractor EL4
North Charlotte Electrical Contracting North Charlotte Electrical	Charlotte	NC	1	Architecture
One on One Design	Charlotte	NC	1	General Contractor WL4
P & H Utilities LLC	Shelby	NC	1	

Partition Plus, Inc.	Fallston	MD	1	Partition Installers
Paul Woody Architect	Charlotte	NC	1	Architecture
Powerhouse Electric Co of the Carolinas Inc	Matthews	NC	1	Mechanical Contractor EL2
PowerWorks Electric	Mooresville	NC	1	Mechanical Contractor EL5
Precision Fire Solutions, LLC Precision Fire Solutions	West Columbia	SC	1	Fire Alarm Installation and Services
Premier Fence Co	Fort Mill	SC	1	Fence Installation
Progressive Builders Inc	Greenville	SC	1	General Contractor BD5
Q-ELECTRIC	Lancaster	SC	1	Mechanical Contractor EL2
Quality Electrical Services Quality Electrical Services	Mint Hill	NC	1	Mechanical Contractor EL2 General/Mechanical Contractor BD5
Renewable Design Associates, LLC	Asheville	NC	1	EL5
Richards Electric Company, Inc.	Social Circle	GA	1	Mechanical Contractor EL4
Roco Electrical Services Inc Roco Electrical Services	Landis	NC	1	Mechanical Contractor EL1
Sandra King Zumba with Sandra	York	SC	1	Exercise Classes
Schoenfelder Renovations, Inc.	Minnetonka	MN	1	General Contractor BD5
Sense by Scents	Simpsonville	SC	1	Event Vendor- Retail Candles
Shamori Evans GE Construction	Greensboro	NC	1	General Contractor BD2
Shred Industry Solutions Inc	Fort Mill	SC	1	Shredding Services
Signal Factors LLC Modulex	Fort Mill	SC	1	Sign Contractor
SL Management Group Southeast	Baskin Ridge	NJ	1	General Contractor BD5
Sonrise Woodcarving Studio LLC	Rock Hill	SC	1	Retail Art Vendor
Steele Electrical Contractors, LLC	Castle Hayne	NC	1	Mechanical Contractor EL4
Stewart Construction Services Stewart Construction Services	Waxhaw	NC	1	General Contractor BD4 Roofing Subcontractor for Accent Homes-Layton Forest
Stiles Roofing, LLC	Gastonia	NC	1	General Contractor BD2 BT2
Strategic Training & Consulting, Inc. Outdoor Contracting	INDIAN TRAIL	NC	1	General Contractor BD3 GD3 PL3 WL3
Sunrise Construction Inc.	Rock Hill	SC	1	Fence Installer
Sunrise Fence	Monroe	NC	1	
Sweets and Savories by JoyMarie	Charlotte	NC	1	Event Vendor-Prepackaged Baked Goods, Breads & Chocolates
Terra Physique Essentials LLC Terra Physique Essentials LLC	Concord	NC	1	Event Vendor- Soaps, teas, bath essentials, and dog treats
TEXAS REPUBLIC SIGNS, LLC TEXAS REPUBLIC SIGNS, LLC	Houston	TX	1	Sign Contractor
The Hiller Companies Inc	Mobile	AL	1	Fire Detection and Suppression Systems
Thicc Temptation Treatz	Columbia	SC	1	Event Vendor- Dessert Sales
Top Flite Roofing Top Flite Roofing	Matthews	NC	1	Residential Roofing Contractor
Top Notch Air, LLC	Waxhaw	NC	1	Mechanical Contractor AC4
TRIA'S CLEANING COMPANY, LLC	Chester	SC	1	Cleaning Services General Contractor BD 4,AP 4,BR 4,CP 4,GD 4
Trull Contracting, LLC	Midland	NC	1	General Contractor BD4 EL4
TSC Construction LLC	Charlotte	NC	1	Fence Contractor
V and C Fence and Pergola	Charlotte	NC	1	General Contractor BD4
Victori Construction LLC Victori Construction LLC	Charlotte	NC	1	Architecture
Watts Leaf Architects	Charlotte	NC	1	
Total			109	
Total Businesses Assisted this Month			164	
Total Jobs Created this Month			139	
Total Jobs Created this Fiscal Year			2218	

Open for Business Program - Total Businesses Assisted

Fiscal Year	July	Aug	Sept	Oct	Nov	Dec	Jan	Feb	March	April	May	June	Total
2016 - 2017	62	59	68	69	51	38	59	46	78	67	127	81	805
2017 - 2018	117	103	78	95	86	46	122	108	109	148	132	96	1240
2018 - 2019	108	101	97	117	149	60	112	84	141	112	169	186	1436
2019 - 2020	156	178	150	137	119	131	107	105	107	105	114	132	1541
2020 - 2021	170	141	114	126	135	140	157	180	176	180	257	199	1975
2021 - 2022	200	147	163	157	174	180	157	164					1342

Jobs Created in Rock Hill from New Businesses

* Started tracking jobs in March 2016

Fiscal Year	July	Aug	Sept	Oct	Nov	Dec	Jan	Feb	March*	April	May	June	Total
2016 - 2017	97	69	282	115	160	128	77	113	281	185	128	191	785
2017 - 2018	120	168	143	88	144	53	137	87	78	580	158	238	1994
2018 - 2019	313	95	186	418	138	101	411	212	194	157	1220	205	3650
2019 - 2020	270	499	183	230	211	513	231	234	144	457	167	234	3373
2020 - 2021	361	257	263	210	150	168	250	181	283	268	488	660	3539
2021 - 2022	79	603	317	417	353	239	210	139					2357

