



08
22

DEVELOPMENT ACTIVITY REPORT



Table of Contents

- Summary of Development Activities 3
- Permits Issued Summary 5
- Comparison of Permits Issued..... 7
- Single-Family Permits Issued Summary 8
- Comparison of Single-Family Permits Issued 9
- Comparison of Multi-Family Permits 11
- Non-Residential Permits 13
- Comparison of Non-Residential Building Permits for New Buildings 15
- Comparison of Building Inspections..... 17
- Demolition Permits..... 19
- Grading Permits..... 21
- Comparison of Paid Impact Fees..... 23
- Comparison of Plan Review..... 25
- Plan Reviews Completed by Stage 27
- Zoning Applications & Activities..... 30
- Open for Business Program.....32



Summary of Development Activities

August 2022

Total Permits Issued	302
Total Valuation of Permits	\$15,079,435
Total Permit Fees Paid	\$109,507

Building Permit Information

Single Family Residences	19
Attached	1
Total Valuation	\$ 255,024
Average Valuation	\$ 6,778
Detached	18
Total Valuation	\$ 6,566,465
Average Valuation	\$ 364,803

Multi-Family Residences	0
Total Valuation	\$0

New Commercial Buildings	0
---------------------------------	----------

Other Large Commercial Projects

Sardo & Sons Int Upfit	2020 Williams Industrial Blvd	\$1,421,820
Self-Pour Tap House Int/Ext Upfit	110 Southern St	\$1,932,117

Inspections Performed by Building Inspectors

Total Inspections	1785
-------------------	------

Erosion Control Permit Information

Erosion Control Permits Issued	8
---------------------------------------	----------

Demolition Permit Information

Demolitions Performed by the City of Rock Hill	3
Single Family Houses (attached/detached)	2
2 Family Building	0
5 or More Family Building	0
All Other Buildings and Structure	1
Other Demolition Permits	9
Single Family Houses (attached/detached)	1
All Other Buildings and Structures	8

Plan Review Information

Plan Reviews Completed

New Plans	353
<u>Revised Plans</u>	<u>235</u>
Total	588

Zoning Applications & Activities

Zoning Applications 22

Open for Business Program

Total Businesses Assisted 157

Impact Fee Information

Impact Fees Collected

Fire	\$18,804
Water	\$35,845
<u>Wastewater</u>	<u>\$59,080</u>
Total	\$113,729

Total Fees Collected this Month

Permit Fees	\$109,507
<u>Impact Fees</u>	<u>\$113,729</u>
Total	\$223,236

Permits Issued Summary

Date From 8/1/2022 and Date To 8/31/2022

Type	Report Code	No of Permits	Total Valuation	Fees Paid
<i>Building</i>				
	435 - Storage/Accessory Structure	2	\$9,892	\$144
	101 - Single Family Houses Detached	18	\$6,566,465	\$52,621
	102 - Single Family Houses Attached	1	\$255,024	\$6,778
	327 - Stores & Customer Services	1	\$10,000	\$80
	329 - Structure other than building	2	\$7,000	\$150
	436 - Single Family Residential Additions or Renovations	34	\$1,266,518	\$9,556
	437 - Non-Residential & Non-Housekeeping	12	\$4,948,350	\$22,183
	1600 - Swimming Pool	2	\$108,395	\$786
<i>Demolition</i>				
	645 - Single Family Houses (attached/detached)	3	\$23,900	\$150
	649 - All Other Buildings and Structures	9	\$163,100	\$613
<i>Electrical</i>				
	800 - Electrical	29	\$70,297	\$1,311
	801 - Fire Alarm	6	\$34,037	\$451
	802 - Solar Panel Installation	4	\$139,261	\$1,203
<i>Fence</i>				
	1500 - Fence	9	\$71,390	\$180
<i>Grading</i>				
	2001 - Erosion Control	8	\$0	\$0
<i>Mechanical</i>				
	1000 - Mechanical	22	\$268,727	\$2,615
	1010 - Fire Sprinkler System	6	\$258,325	\$1,826
	1100 - Gas	2	\$2,200	\$85
<i>Plumbing</i>				
	900 - Plumbing	74	\$245,114	\$3,670
	920 - Commercial Backflow Preventor	3	\$59,945	\$395
<i>Roofing</i>				
	439 - Roof	36	\$472,502	\$3,460
<i>Sign</i>				
	1300 - Sign	10	\$98,993	\$995
<i>Temp Use</i>				
	1702 - Temporary Use	1	\$0	\$50
<i>Tent</i>				
	331 - Tent	3	\$0	\$105
<i>Zoning</i>				
	1701 - Residential Zoning	5	\$0	\$100



Permits Issued Summary

Date From 8/1/2022 and Date To 8/31/2022

Type	Report Code	No of Permits	Total Valuation	Fees Paid
Total		302	\$15,079,435.00	\$109,507.00

Application Type

Applied in Office:	6
Applied by Mail, Fax or Email:	103
Applied Online:	193

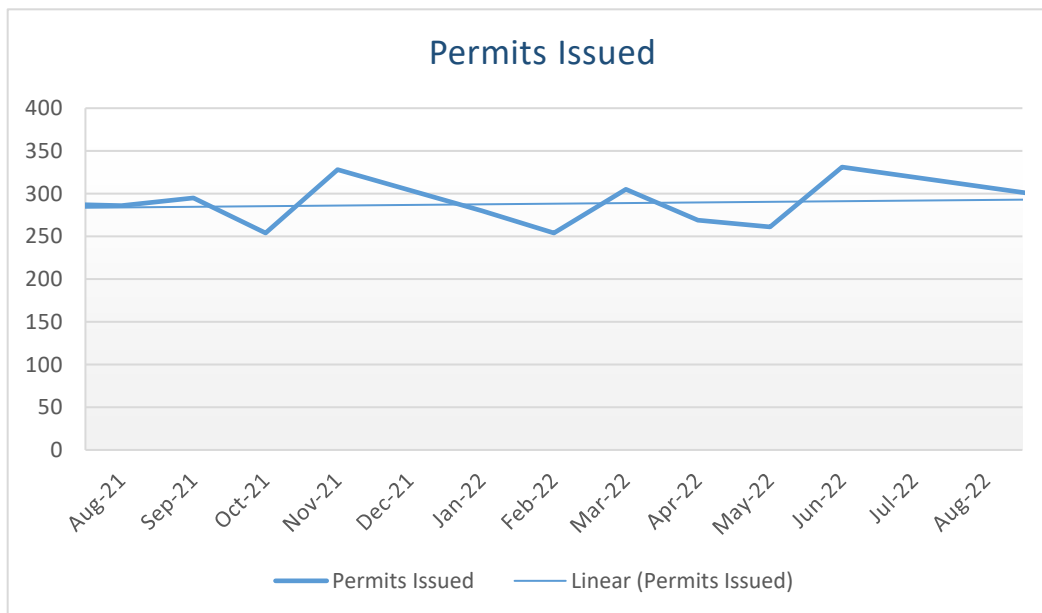
Comparison of Permits Issued

Month	Fiscal Year 2021 - 2022			Fiscal Year 2022 - 2023			Percent Change		
	No. of Permits	Valuation	Fees Paid	No. of Permits	Valuation	Fees Paid	Change in # of Permits from Last Year	Change in Valuations from Last Year	Change in Fees Paid from Last Year
July	287	\$51,661,270	\$62,813	282	\$18,372,992	\$111,051	-2%	-64%	77%
August	286	\$38,021,406	\$123,722	302	\$15,079,435	\$109,507	6%	-60%	-11%
September	295	\$27,649,821	\$115,441						
October	254	\$13,610,968	\$87,283						
November	328	\$32,749,760	\$133,556						
December	260	\$18,560,627	\$116,622						
January	280	\$47,302,153	\$165,339						
February	254	\$16,056,734	\$98,489						
March	305	\$15,516,590	\$89,752						
April	269	\$20,190,419	\$109,973						
May	261	\$12,967,125	\$82,361						
June	331	\$34,824,999	\$154,415						
Total	3,410	\$329,111,872	\$1,339,766	584	\$33,452,427	\$220,558			

Comparison of Permits Issued to Date

(compared to cumulative total at this month in previous fiscal year)

Range	Fiscal Year 2021 - 2022			Fiscal Year 2022 - 2023			Percent Change		
	No. of Permits	Valuation	Fees Paid	No. of Permits	Valuation	Fees Paid	Change in # of Permits to Date	Change in Valuations to Date	Change in Fees Paid to Date
July to August	573	\$89,682,676	\$186,535	584	\$33,452,427	\$220,558	2%	-63%	18%



Single Family Permits Issued Summary

Date From 8/1/2022 and Date To 8/31/2022

101 - Single Family Houses Detached

<u>Permit Number</u>	<u>Site Address</u>	<u>Permits</u>	<u>Bldgs</u>	<u>Units</u>	<u>Valuation</u>	<u>Fees Paid</u>
202208237	368 RED FOX TR	1	1	1	\$789,701	\$12,181
202208247	318 CARLY LN	1	1	1	\$350,000	\$2,250
202208271	1565 CRAWFORD RD	1	1	1	\$207,460	\$4,343
202208278	2471/2 BYNUM AV	1	1	1	\$179,514	\$1,578
202208294	538 BIRCH HAWK DR	1	1	1	\$391,284	\$2,008
202208352	506 BIRCH HAWK DR	1	1	1	\$351,017	\$1,858
202208362	365 PORTER RD	1	1	1	\$160,000	\$1,453
202207989	404 HICKORY VIEW DR	1	1	1	\$303,024	\$1,678
202207990	544 BIRCH HAWK DR	1	1	1	\$353,314	\$1,865
202208056	1609 NEELY RD	1	1	1	\$177,764	\$4,175
202208060	372 KNIGHTON ST	1	1	1	\$179,351	\$1,748
202208115	475 MUSEUM RD	1	1	1	\$731,968	\$4,833
202208147	534 BIRCH HAWK DR	1	1	1	\$353,828	\$1,865
202208221	524 BIRCH HAWK DR	1	1	1	\$351,017	\$1,858
202208228	512 BIRCH HAWK DR	1	1	1	\$340,744	\$1,816
202208436	660 SIMPSON ST	1	1	1	\$206,038	\$1,754
202208492	541 BIRCH HAWK DR	1	1	1	\$549,129	\$2,600
202208493	535 BIRCH HAWK DR	1	1	1	\$591,312	\$2,758
	Subtotal	18	18	18	\$6,566,465	\$52,621

102 - Single Family Houses Attached

<u>Permit Number</u>	<u>Site Address</u>	<u>Permits</u>	<u>Bldgs</u>	<u>Units</u>	<u>Valuation</u>	<u>Fees Paid</u>
202208234	465 DAVE LYLE BLVD S 101	1	1	1	\$255,024	\$6,778
	Subtotal	1	1	1	\$255,024	\$6,778

Total	19	19	19	\$6,821,489	\$59,399
--------------	-----------	-----------	-----------	--------------------	-----------------

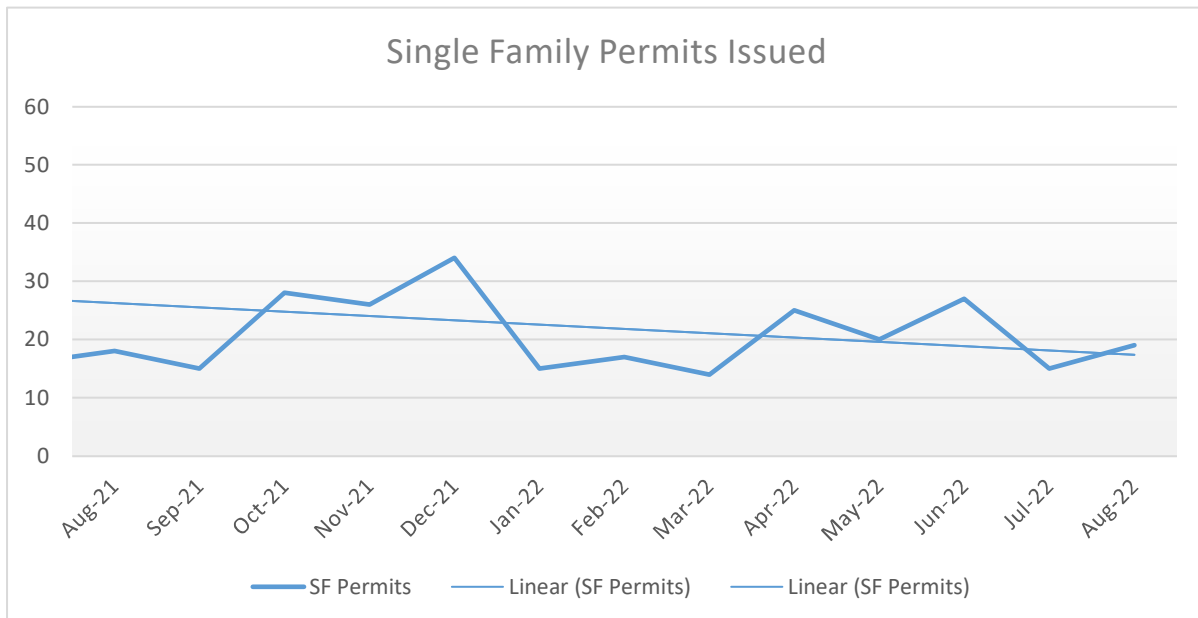
Comparison of Single Family Permits Issued

Month	Fiscal Year 2021 - 2022			Fiscal Year 2022 - 2023			Percent Change		
	No. of Permits	Valuation	Fees Paid	No. of Permits	Valuation	Fees Paid	Change in # of Permits from Last Year	Change in Valuations from Last Year	Change in Fees Paid from Last Year
July	16	\$5,369,117	\$31,630	15	\$4,775,278	\$43,612	-6%	-11%	38%
August	18	\$3,837,892	\$39,774	19	\$6,821,489	\$59,399	6%	78%	49%
September	15	\$4,044,942	\$28,342						
October	28	\$7,993,277	\$53,006						
November	26	\$6,227,748	\$54,400						
December	34	\$9,801,252	\$70,244						
January	15	\$4,126,106	\$31,129						
February	17	\$4,845,096	\$40,866						
March	14	\$4,042,461	\$30,045						
April	25	\$6,630,101	\$5,495						
May	20	\$5,812,437	\$42,155						
June	27	\$7,600,603	\$54,879						
Total	255	\$70,331,032	\$481,965	34	\$11,596,767	\$103,011			

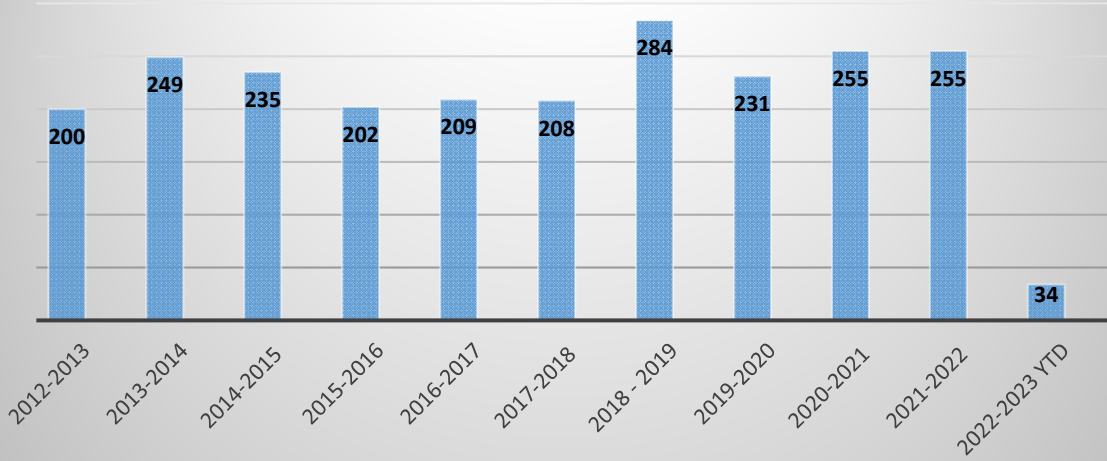
Comparison of Single-Family Permits Issued to Date

(compared to cumulative total at this month in previous fiscal year)

Range	Fiscal Year 2020 - 2021			Fiscal Year 2021 - 2022			Percent Change		
	No. of Permits	Valuation	Fees Paid	No. of Permits	Valuation	Fees Paid	Change in # of Permits to Date	Change in Valuations to Date	Change in Fees Paid to Date
July - August	34	\$9,207,009	\$71,404	34	\$11,596,767	\$103,011	0%	26%	44%



Single Family Permits Issued in Last 10 Years



Comparison of Multi-Family Permits Issued

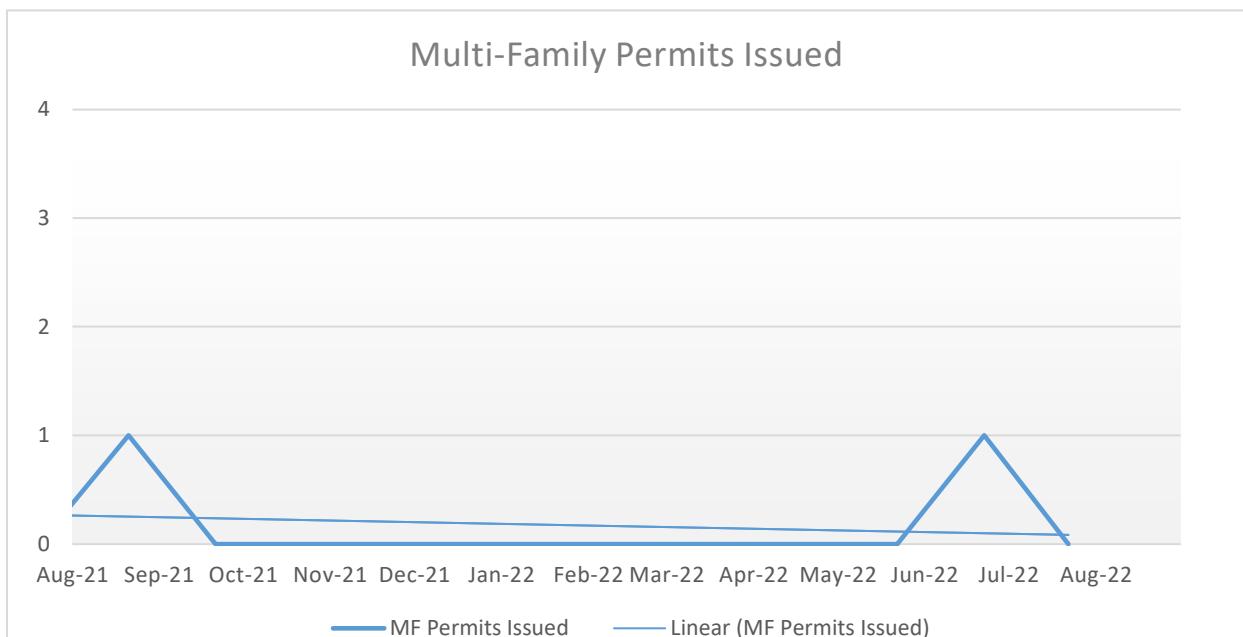
<i>Fiscal Year 2021 - 2022</i>					<i>Fiscal Year 2022 - 2023</i>				
Month	No. of Bldgs.	# of Units	Valuation	Fees Paid	No. of Bldgs.	# of Units	Valuation	Fees Paid	Change in # of permits
July	0	0	\$0	\$0	0	0	\$0	\$0	.
August	1	145	\$15,509,420	\$1,344	0	0	\$0	\$0	-100%
September	0	0	\$0	\$0					.
October	0	0	\$0	\$0					.
November	0	0	\$0	\$0					.
December	0	0	\$0	\$0					.
January	0	0	\$0	\$0					.
February	0	0	\$0	\$0					.
March	0	0	\$0	\$0					.
April	0	0	\$0	\$0					.
May	0	0	\$0	\$0					.
June	1	136	\$20,000,000	\$51,788					.
Total	2	281	\$35,509,420	\$53,132	0	0	\$0	\$0	-100%

8/21- Permit issued in phases. Currently on hold pending collection of additional permit fees.

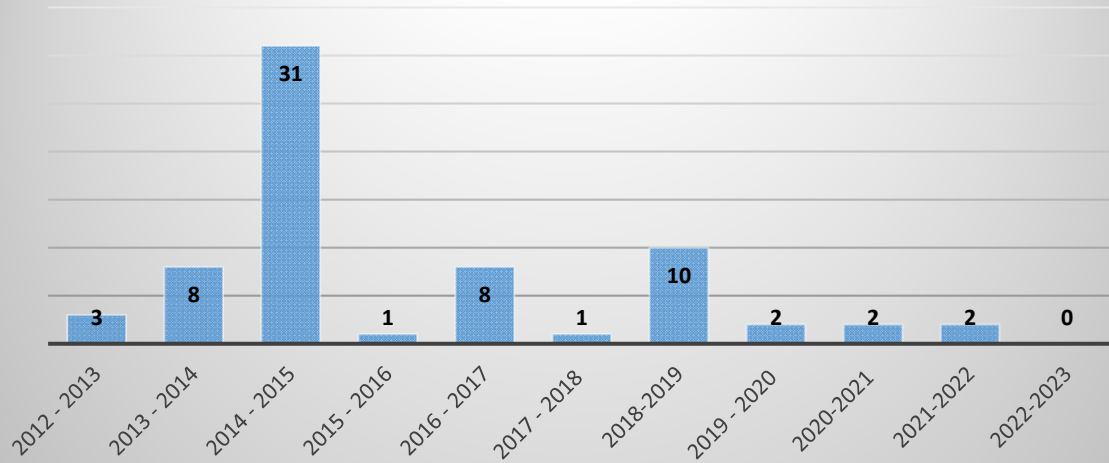
Comparison of Multi-Family Permits Issued to Date

(compared to cumulative total at this month in previous fiscal year)

<i>Fiscal Year 2020 - 2021</i>					<i>Fiscal Year 2021 - 2022</i>				
Range	No. of Bldgs.	# of Units	Valuation	Fees Paid	No. of Bldgs.	# of Units	Valuation	Fees Paid	Change in Valuation
July - August	1	145	\$15,509,420	\$1,344	0	0	\$0	\$0	-100%



Multi-Family Permits Issued in Last 10 Years





Non-Residential Permits

Date From 8/1/2022 and Date To 8/31/2022

Type	Report Code	Permit Issue Date	Permit #	Permit Address	Contractor	Contractor Phone	Valuation
Building	327 - Stores & Customer Services Shell Only (Building 1) - Take over project from where previous contractor left off to include remaining special inspections. Project # 20191711, Anderson Crossing. Subcontractors included in permit. 8/29/22- RTAP 3 approved. Reflected ceiling plan, light pole base detail, grease interceptor corrected, site lighting changes.	08/17/2022	202208310	2316 CHERRY RD	David Anderson - Benco Construction LLC	704-275-0433	\$10,000
Building	437 - Non-Residential & Non-Housekeeping Phase 2 rack Install	08/22/2022	202208345	1623 CEDAR LINE DR	William Balkum - LiftOne LLC	864-466-2296	\$1
Building	437 - Non-Residential & Non-Housekeeping T-Mobile to install a 48Kw diesel generator on proposed concrete pad at existing telecom facility. No tower work nor compound expansion necessary. Subcontractors included in permit. Project: 20220620	08/05/2022	202208108	1200NS THE CROSSING 107	Gary Cameron Williams - Summitt Cellular Inc	706-348-8408	\$20,000
Building	437 - Non-Residential & Non-Housekeeping T-Mobile is removing 3 RRUs from the existing cell tower and replacing those with 3 new antennas and 3 RRUs.	08/01/2022	202207997	914NS ALBRIGHT RD 101	Elliott Chotas - TSC Construction LLC	617-217-7001	\$20,500
Building	437 - Non-Residential & Non-Housekeeping Installation of industrial shelving (Not Racking) on suits 101-103 Yoke Fulfillment Project No. 20211627	08/30/2022	202208477	1672 OVERVIEW DR 101	Andre Vanegas - Yoke Fulfillment Inc	800-391-1195	\$30,000
Building	437 - Non-Residential & Non-Housekeeping Install Mezzanine for Maintenance Department Storage - No subcontractors included in permit. Project # 20220349	08/01/2022	202208008	1230 GALLERIA BLVD	Cecil G Parrish, Jr. - CATOE and NALLEY INDUSTRIAL SOLUTIONS INC	803-324-8500	\$175,000
Building	437 - Non-Residential & Non-Housekeeping Clinton College Fountain Park - Interior Upfit Revisions to existing upfitted space that was never occupied. Walls, flooring, and new cubicles Project 20220379 8/18/2022 - Change Order: Eliminated Enclosed Offices	08/10/2022	202208205	331 MAIN ST E 102	Jeffrey Hayes - H and C Contracting Inc	803-207-6781	\$180,000
Building	437 - Non-Residential & Non-Housekeeping Minor upfit including painting and new seating -Subcontractor included in permit. Buffalo Wild Wings Project # 20220949	08/01/2022	202207998	1460 MEETING BLVD 119	Jason Walder - Wathco Inc	770-967-8180	\$203,607
Building	437 - Non-Residential & Non-Housekeeping Extend dumpster enclosure and install shop exterior doors. Project 20211006 Travel Camp RV Dealership No subcontractors included in permit.	08/10/2022	202208189	982 ANDERSON RD N	Frank Malle - All Weather Contractors Inc	904-759-6319	\$276,500
Building	437 - Non-Residential & Non-Housekeeping Renovations of medical office exam rooms. Subcontractors included in permit. Project No. 20221249	08/24/2022	202208381	1721 EBENEZER RD 145	Christopher Lee Shively - Dimensions General Contractors Inc	704-587-1798	\$308,200

Non-Residential Permits

Date From 8/1/2022 and Date To 8/31/2022

Type	Report Code	Permit Issue Date	Permit #	Permit Address	Contractor	Contractor Phone	Valuation
Building	437 - Non-Residential & Non-Housekeeping Conveyor Installation/Wiring McKesson - Conveyor Project No. 20221822	08/30/2022	202208479	885 PARAGON WAY	Ken Maynard - Trew	937-205-0191	\$380,605
Building	437 - Non-Residential & Non-Housekeeping Interior Upfit/Renovations for Sardo and Sons. Project 20181266 Legacy Park East Phase 1B Building 7 Subcontractors included in permit., Phase 1 Occupancy Type: Business, Storage 1 9/6/2022 Change Order - Lighting layout for the warehouse area to coordinate overhead light.	08/22/2022	202208348	2020 WILLIAMS INDUSTRIAL BLVD 102	Kurtis Nigro - SL Management Group Southeast	704-251-2040	\$1,421,820
Building	437 - Non-Residential & Non-Housekeeping Interior and exterior renovation for self-pour tap house, includes exterior seating and yard area. Commercial redevelopment located on Old town. The site will convert existing building into a bar with indoor and outdoor seating. Site will also improve existing parking and alleys around, implementing a shared parking agreement with surrounding business owners. Street improvements will also be made to Dave Lyle and Southern Street. Project: 20211374 Hoppin Rock Hill Includes change order for RTAP 01	08/25/2022	202208403	110 SOUTHERN ST	John Leitner - Leitner Construction Co Of York County LLC	803-324-5665	\$1,932,117

Grand Total Valuation \$4,958,350.00

Total Permits Issued 13

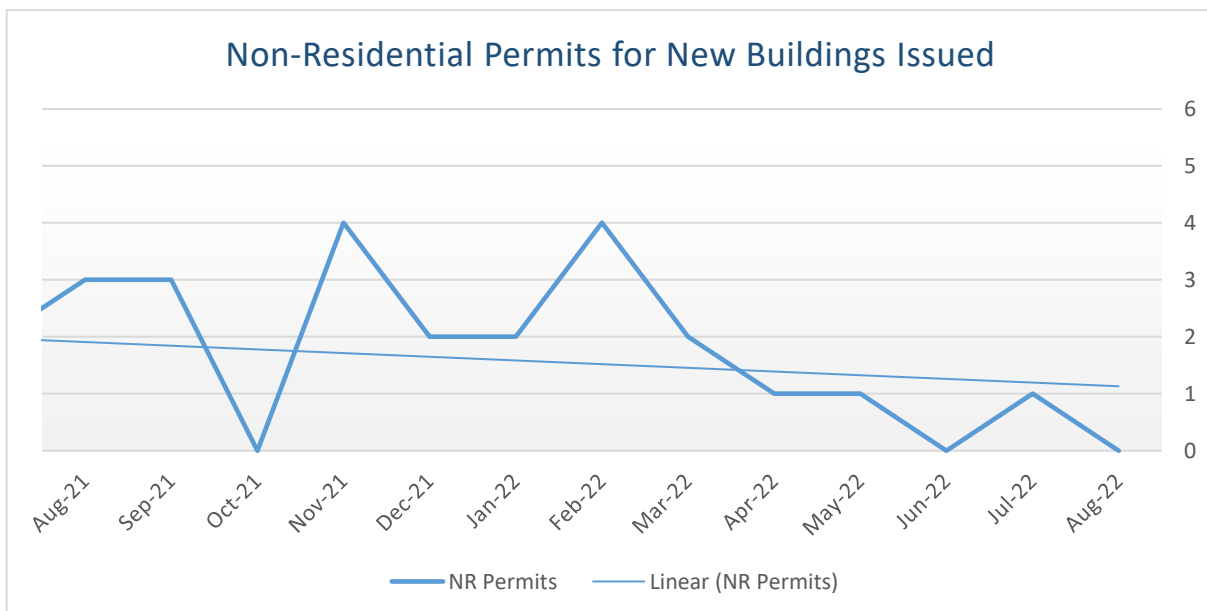
Comparison of Non-Residential Building Permits for New Buildings

Month	Fiscal Year 2021 - 2022			Fiscal Year 2022 - 2023			Percent Change		
	No. of Permits	Valuation	Fees Paid	No. of Permits	Valuation	Fees Paid	Change in # of Permits from Last Year	Change in Valuations from Last Year	Change in Fees Paid from Last Year
July	2	\$42,247,701	\$2,038	1	\$2,498,790	\$8,035	-50%	-94%	294%
August	3	\$8,714,906	\$29,441	0	\$0	\$0	-100%	-100%	-100%
September	3	\$13,784,108	\$40,240						
October	0	\$0	\$0						
November	4	\$10,808,700	\$34,159						
December	2	\$4,610,020	\$16,818						
January	2	\$30,249,959	\$78,208						
February	4	\$6,365,204	\$24,528						
March	2	\$3,630,532	\$14,006						
April	1	\$9,778,855	\$26,235						
May	1	\$670,842	\$3,054						
June	0	\$0	\$0						
Total	24	\$130,860,827	\$268,727	1	\$2,498,790	\$8,035			

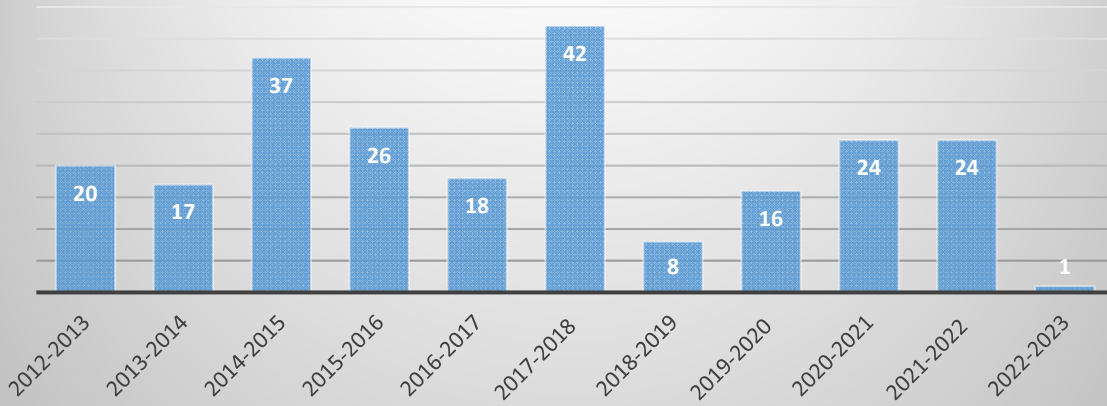
Comparison of Non-Residential Permits for New Buildings Issued to Date

(compared to cumulative total at this month in previous fiscal year)

Range	Fiscal Year 2020 - 2021			Fiscal Year 2021 - 2022			Percent Change		
	No. of Permits	Valuation	Fees Paid	No. of Permits	Valuation	Fees Paid	Change in # of Permits to Date	Change in Valuations to Date	Change in Fees Paid to Date
July - August	5	\$50,962,607	\$31,479	1	\$2,498,790	\$8,035	-80%	-95%	-74%



Non-Residential Permits for New Buildings Issued in Last 10 Years



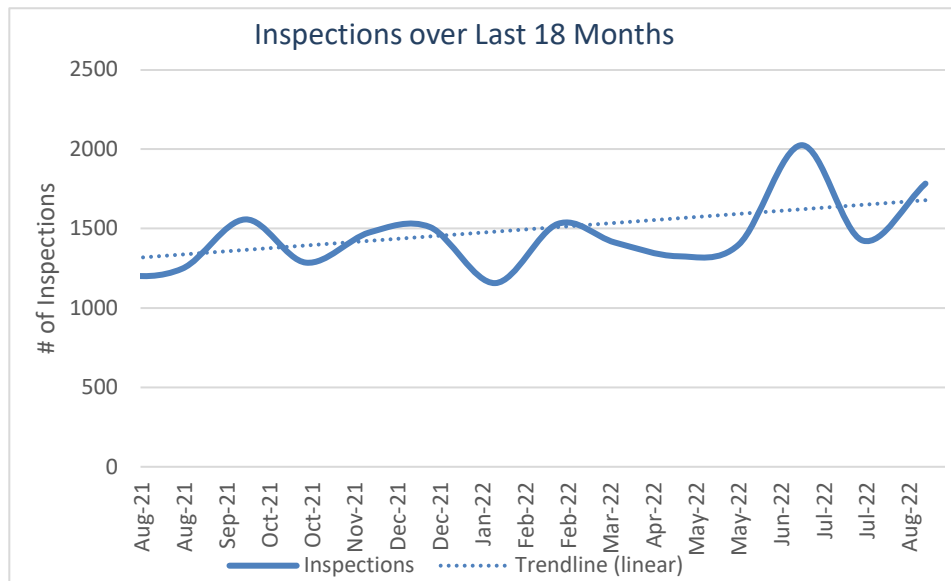
Comparison of Building Inspections

	<i>Fiscal Year 2021 - 2022</i>	<i>Fiscal Year 2022 - 2023</i>	<i>Percent Change</i>		
Month	No. of Inspections	No. of Inspections	Change from Last Year	Avg. No. Inspect. Per Day	Stop Work Notices
July	1215	1426	17%	32	6
August	1248	1785	43%	30	2
September	1559				
October	1287				
November	1475				
December	1509				
January	1157				
February	1531				
March	1414				
April	1327				
May	1400				
June	2026				
Total	17,148	3,211			

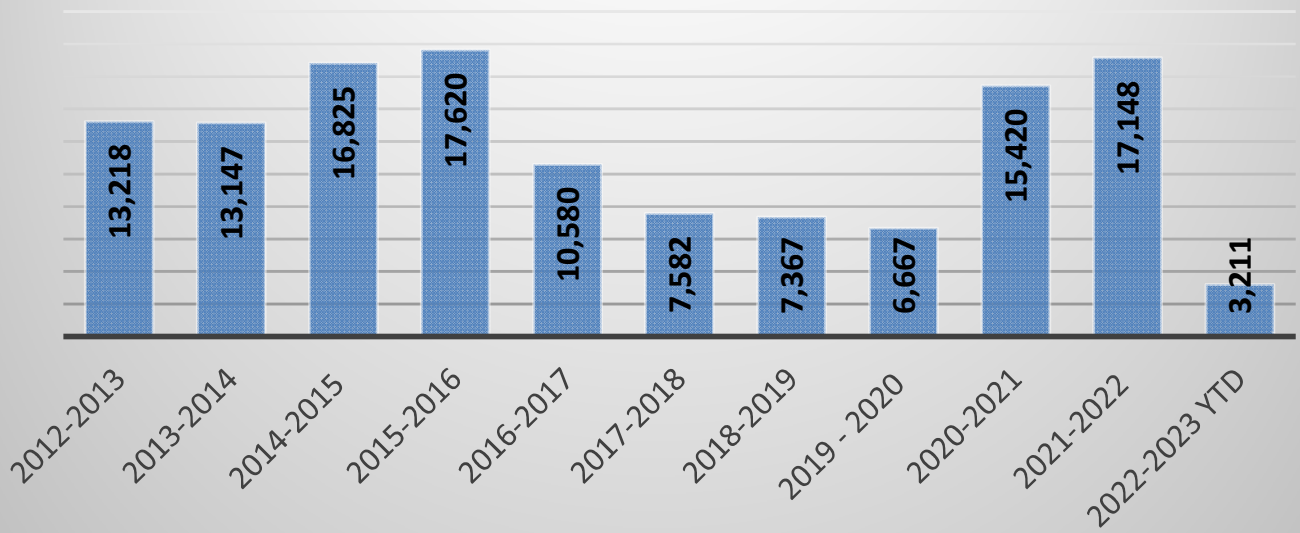
Comparison of Building Inspections to Date

(compared to cumulative total at this month in previous fiscal year)

	<i>Fiscal Year 2021 - 2022</i>	<i>Fiscal Year 2022 - 2023</i>	<i>Percent Change</i>
Range	No. of Inspections		Change Year to Date
July to August	2,463	3,211	30%



Building Inspections in the Last 10 Years





Demolition Permits

Date From 8/1/2022 and Date To 8/31/2022

Type	Report Code	Permit Issue Date	Permit #	Permit Address	Contractor	Contractor Phone	Valuation
Demolition	645 - Single Family Houses (attached/detached) Demolition of residential structure	08/01/2022	202207984	348 PENDLETON ST	Gene Branche - City of Rock Hill Housing	803-817-5147	\$300
Demolition	645 - Single Family Houses (attached/detached) Demolition of residential structure	08/01/2022	202207986	1701 DURANT DR	Gene Branche - City of Rock Hill Housing	803-817-5147	\$300
Demolition	645 - Single Family Houses (attached/detached) Demolish and remove debris	08/25/2022	202208408	309 NS SALUDA ST	Kim Cobb - 4 Seasons Demolition Inc	910-793-3662	\$23,300
Demolition	649 - All Other Buildings and Structures Demolition of accessory structure	08/01/2022	202207985	223 JONES AV S	Gene Branche - City of Rock Hill Housing	803-817-5147	\$300
Demolition	649 - All Other Buildings and Structures Interior demo only.	08/29/2022	202208466	2400 MAIN ST W	Gilmore Steve Moore Jr. - Moore Construction of York County LLC	803-322-7088	\$4,500
Demolition	649 - All Other Buildings and Structures Removal of Internal flooring and drywall ceiling. No structural work done	08/30/2022	202208490	608 BLAKE ST	Travis Agurs - Travis Agurs	803-992-9646	\$5,000
Demolition	649 - All Other Buildings and Structures Demolish garage and remove debris	08/25/2022	202208409	244 ELIZABETH LN S	Kim Cobb - 4 Seasons Demolition Inc	910-793-3662	\$5,000
Demolition	649 - All Other Buildings and Structures Interior Demolition Only. Project No. 20210606	08/17/2022	202208303	274 COLUMBIA AV N 101	Gilmore Steve Moore Jr. - Moore Construction of York County LLC	803-322-7088	\$10,000
Demolition	649 - All Other Buildings and Structures Demolish and remove debris	08/25/2022	202208407	303 SALUDA ST	Kim Cobb - 4 Seasons Demolition Inc	910-793-3662	\$18,300
Demolition	649 - All Other Buildings and Structures 2501,2601 David Hutchison Road, Demolition of 2 Bridges Project 20190997	08/22/2022	202208343	2501 DAVID HUTCHISON RD	Harold A Barfield - Barfield Grading Inc	803-547-4354	\$36,000



Demolition Permits

Date From 8/1/2022 and Date To 8/31/2022

Type	Report Code	Permit Issue Date	Permit #	Permit Address	Contractor	Contractor Phone	Valuation
Demolition	649 - All Other Buildings and Structures	08/08/2022	202208145	2197 DAVE LYLE BLVD	John Leitner - Leitner Construction Co Of York County LLC	803-324-5665	\$40,000
	Interior demo of old Sears Building						
	Project 20221544						
Demolition	649 - All Other Buildings and Structures	08/09/2022	202208154	135 ELIZABETH LN N	Charles T Ohnmacht Jr. - 4 Seasons Demolition Inc	910-833-0622	\$44,000
	DEMOLISH AND REMOVE STRUCTURE						
	Setbacks approved as shown on site plan. Setbacks measured from exterior building wall per section 5-200(C) of RH Zoning Ordinance.						
	CN2 Building Removal and Site Stabilization						
	Project No. 20221368						

Totals

645 - Single Family Houses (attached/detached)	3	Grand Total Valuation	\$187,000.00
646 - 2 Family Buildings	0	Total Permits Issued	12
647 - 3 & 4 Family Buildings	0		
648 - 5 or More Family Buildings	0		
649 - All Other Buildings & Structures	9		



Grading Permits

Date From 8/1/2022 and Date To 8/31/2022

Type	Report Code	Permit Issue Date	Permit #	Permit Address	Contractor	Contractor Phone	Valuation
Grading	2001 - Erosion Control	08/02/2022	202208010	375 ANDERSON RD S	William P Williamson, Jr. - Southern Builders of York County	(803)324-7683	\$0
<p>Approved for grading for York Tech - Baskins Road Corridor Renovations. Project 20171015 Paid \$750 This Permit is NOT VALID and no work may begin until AFTER the pre-construction meeting.</p>							
Grading	2001 - Erosion Control	08/02/2022	202208011	640 CEL-RIVER RD	Francisco A Alvarado - Marand Builders Inc	704-525-1824	\$0
<p>Approved for grading for PDM warehouse expansion. Project 20211569 Paid \$500 This Permit is NOT VALID and no work may begin until AFTER the pre-construction meeting.</p>							
Grading	2001 - Erosion Control	08/05/2022	202208103	135 ELIZABETH LN N	Harold A Barfield - Barfield Grading Inc	803-547-4354	\$0
<p>OK TO ISSUE GRADING PERMIT FOR DEMOLITION OF CN2 BUILDING PROJECT: 20221368 PAID \$250 This Permit is NOT VALID and no work may begin until AFTER the pre-construction meeting.</p>							
Grading	2001 - Erosion Control	08/05/2022	202208107	244 ELIZABETH LN S	Harold A Barfield - Barfield Grading Inc	803-547-4354	\$0
<p>OK TO ISSUE GRADING PERMIT FOR DEMOLITION OF CN2 BUILDING PROJECT: 20221276 PAID \$250 This Permit is NOT VALID and no work may begin until AFTER the pre-construction meeting.</p>							
Grading	2001 - Erosion Control	08/05/2022	202208109	2087 WILLIAMS INDUSTRIAL BLVD	Christopher Hilgeman - Evans General Contractors LLC	770-688-5332	\$0
<p>Approved for grading for Legacy East Building 2 and Phase 3 remaining infrastructure. Project 20180070 Paid \$13000 This Permit is NOT VALID and no work may begin until AFTER the pre-construction meeting.</p>							
Grading	2001 - Erosion Control	08/18/2022	202208327	250 BLACK ST E	Phillip Whitehead - RNF Construction LLC	803-448-8284	\$0
<p>Approved for grading for Fountain Park Restroom OK to issue site permit Prepaid \$250.00 Project 20220655</p>							
Grading	2001 - Erosion Control	08/29/2022	202208461	981 FINLEY RD	Jon T Nicholls - Accent Homes Carolinas Inc	704-771-8973	\$0
<p>Ok to issue Grading Permit for Layton Forest Phase 2 Lots 18-39, 59-94. Paid 2750.00 Accent Homes Project 20180304 This Permit is NOT VALID and no work may begin until AFTER the pre-construction meeting.</p>							
Grading	2001 - Erosion Control	08/29/2022	202208464	1256 RIVERCHASE BLVD	Julian Rogers - Rogers Grading	(803) 327-5705	\$0
<p>Approved for grading for Woodspring Suites. Project 20200252 Paid \$750 This Permit is NOT VALID and no work may begin until AFTER the pre-construction meeting</p>							



Grading Permits

Date From 8/1/2022 and Date To 8/31/2022

Type	Report Code	Permit Issue Date	Permit #	Permit Address	Contractor	Contractor Phone	Valuation
------	-------------	-------------------	----------	----------------	------------	------------------	-----------

Grand Total Valuation **\$0.00**

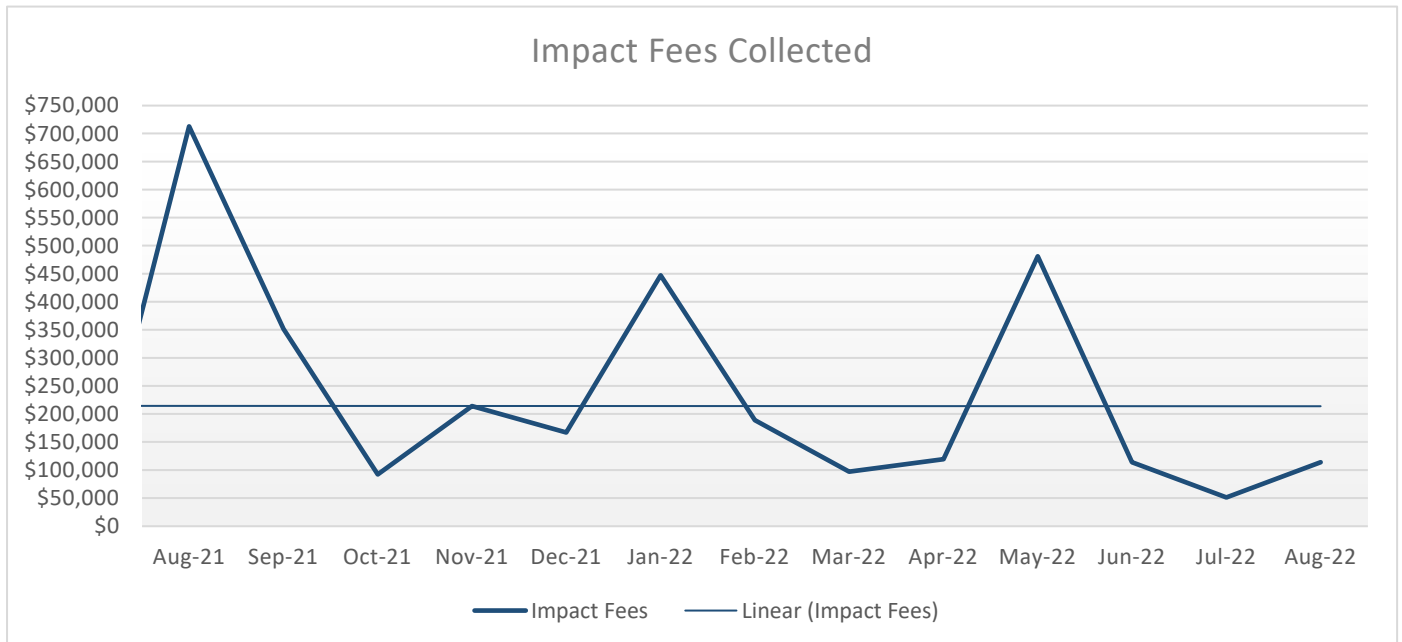
Total Permits Issued **8**

Comparison of Paid Impact Fees

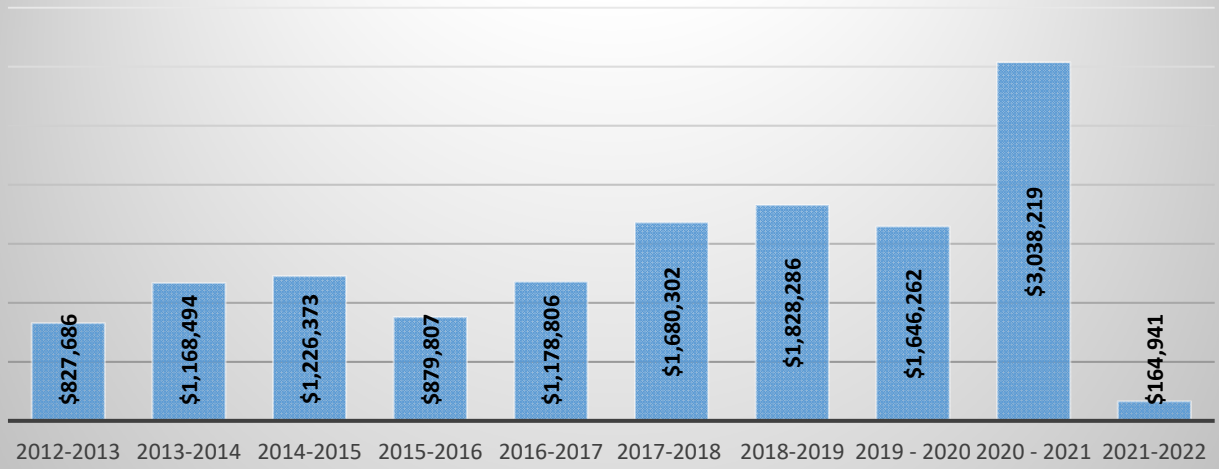
Month	Fiscal Year 2021 - 2022					Fiscal Year 2022 - 2023					% Change from Last year
	Cases	Fire	Water	Sewer	Total	Cases	Fire	Water	Sewer	Total	
July	40	\$9,672	\$16,585	\$27,430	\$53,687	39	\$10,942	\$12,840	\$27,430	\$51,212	-5%
August	61	\$475,416	\$154,030	\$83,460	\$712,906	89	\$18,804	\$35,845	\$59,080	\$113,729	
September	55	\$190,325	\$56,710	\$104,445	\$351,480						
October	69	\$19,139	\$24,610	\$48,530	\$92,279						
November	77	\$82,014	\$50,825	\$81,235	\$214,074						
December	99	\$35,293	\$51,360	\$80,180	\$166,833						
January	62	\$194,196	\$85,065	\$167,745	\$447,006						
February	51	\$77,551	\$41,730	\$69,630	\$188,911						
March	39	\$8,056	\$29,960	\$59,080	\$97,096						
April	77	\$28,532	\$33,705	\$56,970	\$119,207						
May	68	\$283,307	\$131,875	\$65,805	\$480,987						
June	75	\$34,253	\$26,750	\$52,750	\$113,753						
Total	773	\$1,437,754	\$703,205	\$897,260	\$3,038,219	128	\$29,746	\$48,685	\$86,510	\$164,941	

Comparison of Paid Impact Fees to Date (Compared to cumulative total at this month in previous fiscal year)

Range	Cases	Fire	Water	Sewer	Total	Cases	Fire	Water	Sewer	Total	% Change from Last year
July - August	101	\$485,088	\$170,615	\$110,890	\$766,593	128	\$29,746	\$48,685	\$86,510	\$164,941	-78%



Impact Fees Collected in Last 10 Years



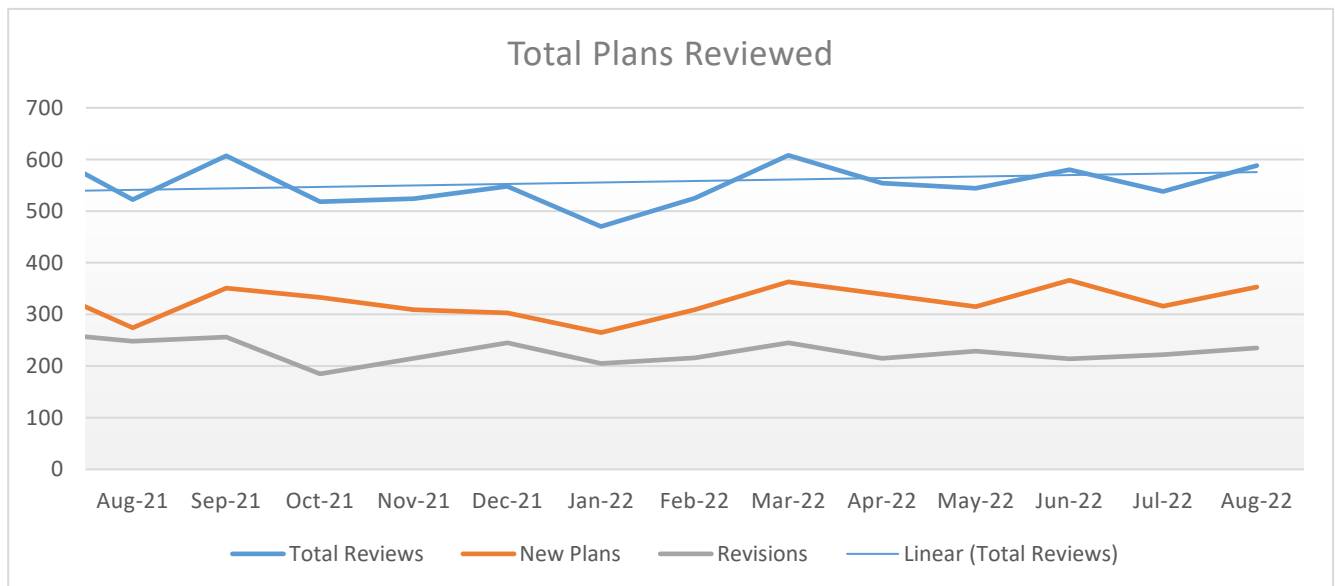
Comparison of Plan Review

	<i>Fiscal Year 2021 - 2022</i>			<i>Fiscal Year 2022 - 2023</i>			<i>Percent Change</i>
Month	New Plans	Revisions	Total Plans Reviewed	New Plans	Revisions	Total Plans Reviewed	Change from Last Year
July	355	265	620	316	222	538	-13%
August	274	248	522	353	235	588	13%
September	351	256	607				
October	333	185	518				
November	309	215	524				
December	303	245	548				
January	265	205	470				
February	309	216	525				
March	363	245	608				
April	339	215	554				
May	315	229	544				
June	366	214	580				
Total	3882	2738	6620	669	457	1126	

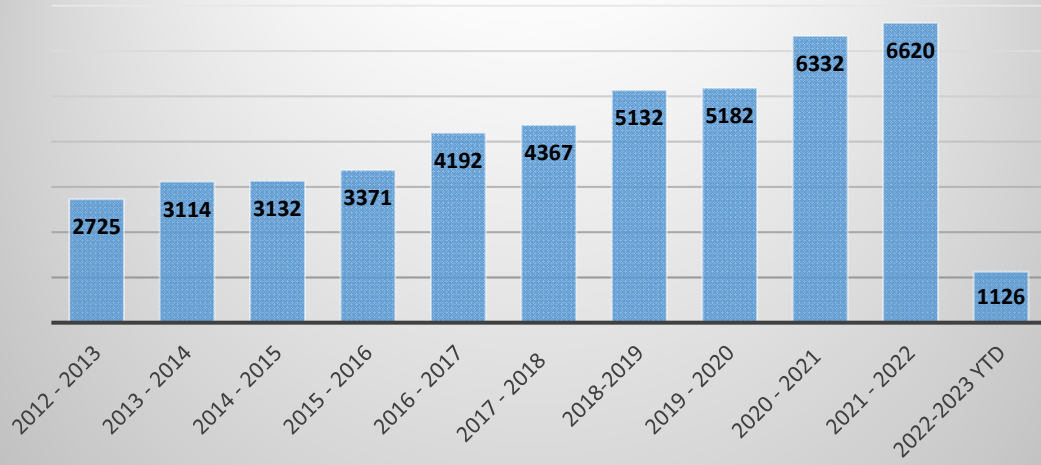
Comparison of Plan Review to Date

(Compared to cumulative total at this month in previous fiscal year)

	<i>Fiscal Year 2020 - 2021</i>	<i>Fiscal Year 2021 - 2022</i>	<i>Percent Change</i>
Range	Total Plans Reviewed	Total Plans Reviewed	Change Year to Date
July-August	1142	1126	-1%



Plan Reviews in Last 10 Years





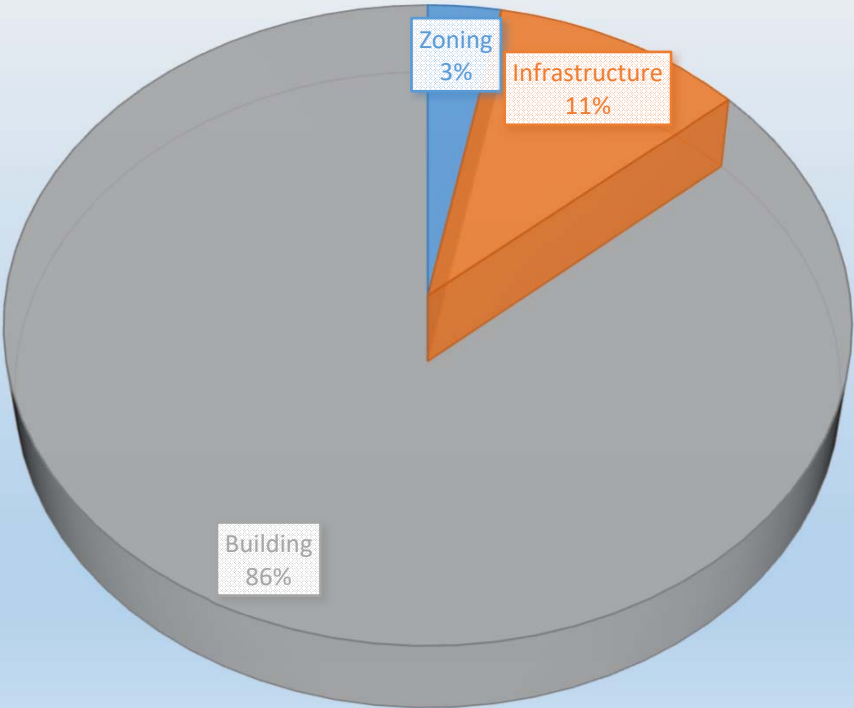
Time by Stage

Date From 8/1/2022 and Date To 8/31/2022

Stage/Plan Type	Initial		Revisions		Total	
	No.	Avg. Days	No.	Avg. Days	No.	Avg. Days
*Review time in business days.						
Annexation and Rezoning	2	13.0	3	40.0	5	29.2
Antenna Co-locate	9	9.9	6	7.8	15	9.1
As-built Plans	7	8.9	8	5.4	15	7.0
Certificate of Appropriateness	6	3.0	0		6	3.0
Certificate of Occupancy - Commercial	11	3.0	8	2.1	19	2.6
Change Order	21	2.9	6	2.0	27	2.7
Civil Construction Plan	6	14.5	5	17.2	11	15.7
Commercial Change Order	14	4.2	9	2.4	23	3.5
Commercial Paving	1	10.0	0		1	10.0
Demolition Plan	6	5.2	3	3.0	9	4.4
Driveway, Patio or Paving Plan	2	2.5	2	1.0	4	1.8
Easement/ROW	2	13.5	0		2	13.5
Electrical Plan	1	5.0	0		1	5.0
Encroachment - City Streets/ROW	5	6.4	1	8.0	6	6.7
Energy Efficiency Test Results	33	1.1	4	1.0	37	1.1
Erosion Control/Stormwater Plan Only	1	13.0	1	5.0	2	9.0
Exterior Renovation	3	6.3	2	3.0	5	5.0
Feasibility Survey Report	14	5.5	8	2.6	22	4.5
Fence	9	4.1	6	1.8	15	3.2
Final Plat	0		2	8.0	2	8.0
Fire Alarm System Plan	6	3.8	1	1.0	7	3.4
Fire Sprinkler System Plan	7	3.3	4	1.8	11	2.7
Fire Suppression System Plan	1	1.0	0		1	1.0
Interior and Exterior Renovation	2	5.5	0		2	5.5
Interior Upfit/Renovations	11	4.5	10	3.8	21	4.1
Major Site Plan (NR > 20,000 sf or Res > 25 units)	1	14.0	0		1	14.0
Mechanical Plan	26	2.5	3	1.0	29	2.3
Minor Subdivision (3 or less new parcels)	1	4.0	2	6.0	3	5.3
Non-Residential Building Plans	1	15.0	13	9.7	14	10.1
Other/Miscellaneous	8	3.6	7	3.7	15	3.7
Plat Exemption (no new parcels created)	2	4.5	2	2.5	4	3.5
Plumbing Plan	1	3.0	1	1.0	2	2.0
Post Construction Landscape Inspection	1	1.0	0		1	1.0
Pre-Application Notes	1	5.0	0		1	5.0
Preconstruction	5	1.0	0		5	1.0
Preliminary Plat (4 or more lots)	0		1	25.0	1	25.0

Residential Accessory Structure	10	2.0	6	2.7	16	2.3
Residential Addition	10	3.3	10	2.3	20	2.8
Residential Apartment Building Plan	0		1	3.0	1	3.0
Residential Attached Building Plan	2	7.0	2	5.0	4	6.0
Residential Detached Building Plan	10	4.4	29	3.2	39	3.5
Residential Detached Building Plan (Master Plan on f	14	4.6	13	2.0	27	3.3
Residential Master Plan Review	19	11.4	0		19	11.4
Residential Repair/Alteration	16	2.3	24	1.6	40	1.9
Retaining Wall	1	3.0	2	3.0	3	3.0
Rezoning	1	60.0	2	23.5	3	35.7
Sign Plan	15	3.2	9	2.1	24	2.8
Sketch Plan	5	18.2	2	8.5	7	15.4
Solar Panel	8	4.4	7	3.1	15	3.8
Special Inspections Report	8	2.0	3	1.0	11	1.7
Storage Rack/Shelving Plan	1	5.0	3	1.3	4	2.3
Swimming Pool - Residential	3	1.7	3	3.3	6	2.5
ZBA Special Exception/ Variance/ Appeal	2	25.0	0		2	25.0
Zoning Short Term Rental Renewal	1	3.0	1	3.0	2	3.0
Total Initial: 353		Total Revisions: 235		Total Plans: 588		

PLANS REVIEWED BY ADMIN AREA



List of Plans Submitted

You can view a list of plans submitted this month online under [Plan Review Reports](#).

Zoning Applications & Activities

August 2022

Zoning Applications Reviewed

Plan No.	Case No.	Description	No.
----------	----------	-------------	-----

Planning Commission

Rezoning:

20221444	M-2022-15	Petition by Southern Street Development, LLC (Justin Smith) to amend an existing Planned Unit Development (PUD) Constitution Park, to add townhomes as an allowed use on outparcels located at 220 Hancock Union Lane and 1375 Constitution Blvd. Tax parcels 595-11-01-092 & -094.	1
20221455	M-2022-16	Petition by Pathway Partnerships, LLC (Gary Cangelosi) to annex and rezone approximately 2.55 acres at 1933 Mt Gallant Road from Urban Development (UD) in York County to Limited Commercial (LC). Tax Parcels 636-00-00-026 to -029.	1
20221488	M-2022-17	Petition by Armor Enterprises LLC to annex and rezone approximately 2.5 acres at 531 Linkwood Road from Urban Development (UD) in York County to Industry General (IG). Tax Parcel 666-01-03-011.	1
20211672	M-2022-18	Petition by Storage Solutions Real Estate Holdings LLC. to annex and rezone approximately 2.88 acres at 563 Linkwood Road from Urban Development (UD) in York County to Industry General (IG). Tax Parcels 666-01-03-010.	1

Preliminary Plats:

20220157		Request by Shea Homes Carolina LLC (Hayden Frieslaar) for Preliminary Plan approval for Mountain Laurel Subdivision	1
----------	--	---	---

Zoning Board of Appeals (ZBA)

Special Exceptions, Variances, and Appeals:

20221183	Z-2022-30	Request by Claude W. Burns, III on behalf of Burns Automotive for a reduction from the required separation from residential uses at 2517 Cherry Road. The property is zoned Community Commercial (CC). Tax map number 662-07-01-011.	1
20191532	Z-2022-31	Request by Sandra Knox for a special exception for the re-establishment of a non-conforming convenience store at 1327 Crawford Road. The property is zoned Single-Family Residential-4 (SF-4). Tax map number 599-01-04-032 & -033.	1

Rock Hill Board of Historic Review

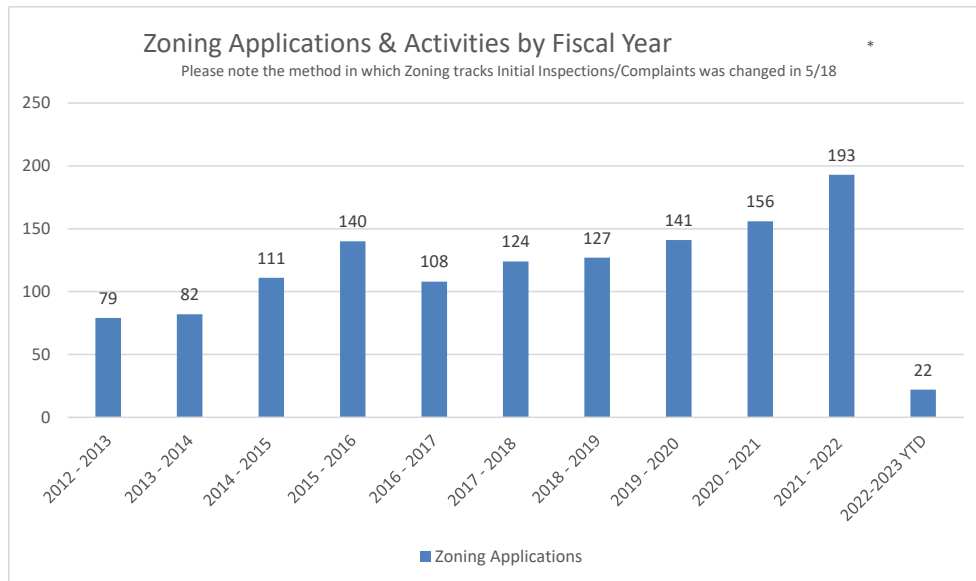
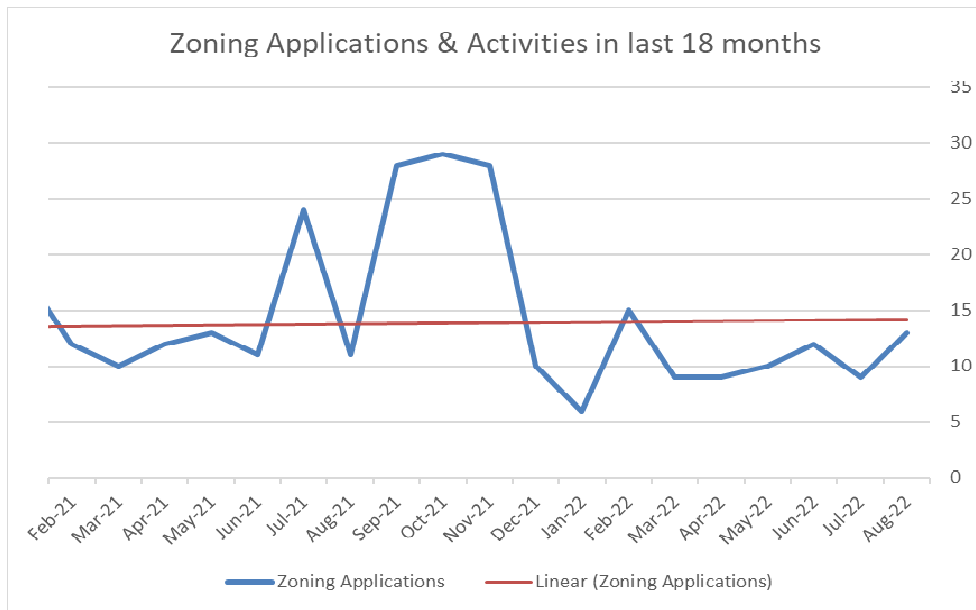
Certificates of Appropriateness:

20200108	H-2022-04	Request by Kirk Irwin for a new driveway and 14 inch wall at 143 N. Confederate Avenue. This property is part of the Reid Street/North Confederate Area Historic District, tax parcel 627-16-04-016.	1
20221225		New door on rear of 604 E. Main.	1
20221553		New sign on existing monument base at 215 E. Main Street, Freedom Temple Ministries.	1

Total Applications Received:	10
-------------------------------------	-----------

Zoning Application & Activities

Fiscal Year 2022 - 2023	July	Aug	Sept	Oct	Nov	Dec	Jan	Feb	March	April	May	June	Total
Annexation	0	3											3
Major Site Plan	2	0											2
Planned Development	0	0											0
Preliminary Plat	1	1											2
Rezoning	3	4											7
Text Amendments	0	0											0
Special Exception/Variance	1	2											3
Other	0	0											0
Certificate of Appropriateness	2	3											5
Total	9	13	0	0	0	0	0	0	0	0	0	0	22



Open for Business Program
August 2022

Feasibility Meetings	Physical Address	Jobs Created	No of Applications	Feasibility?
Day Care	748 Tigler Ct.		1	Three businesses were assisted through the whole process beginning with the feasibility inspection
Wagener Handyman Services	1051 Albright Rd. Unit 217		1	
Carolina Therapeutics	1520 Ebenezer Rd.		1	
B&B Water and Fire Restoration	1051 Albright Rd. Unit 211		1	
Grill and Bar	1143 Anderson Rd. N		1	
JMJ Yoga	652 Herrons Ferry 103		1	
Jumpin Jax	4124 Celanese Rd.		1	
Blucore Industries: Personal Trainer	935 E. Main St. 102		1	
Real Estate Office	1356 Ebenezer Rd.		1	
Campo Weighloss Center	998 Riverwalk Pkwy Suite 204		1	
Total			10	

New Businesses with a Commercial Business Location:	Physical Address	Jobs Created	No of Applications	Feasibility?	Type of Business
BLEND LLC	652 HERRONS FERRY RD 113	4	1	Yes	Specialty Restaurant
SC CARGO XCHANGE, LLC	911 WHITE ST E	4	1	Yes	Transportation Services
Smart Expenditures, LLC The Traders Loft	911 WHITE ST E	3	1	Yes	Online Retail and Shipping Services
Platinum Nails	125 HERLONG AV S	8	1	Yes	Nail Salon
RHLC Investments, LLC Marcos Pizza	1735 HECKLE BLVD 106	20	1		Restaurant (without alcohol)
BossDoll Boutique LLC	454 ANDERSON RD S 154	1	1		Retail Sales (Clothing and Accessories)
Blandao, LLC Hot Dog Depot	218 ALBRIGHT RD	8	1		Restaurant without alcohol
Kismet Boutique, LLC	875 ALBRIGHT RD 115	2	1		Retail Clothing
AJMA LLC AJMA Design Center	204 JOHNSTON ST	1	1		Multimedia Development Firm
Unity Churches of Christ Rock Hill Unity Churches of Christ	232 CHERRY RD S 106	0	1	Yes	Church
Kre8 Xperiences, LLC Twisted Eats	935 MAIN ST E 100	2	1		Office Storage
DC MART LLC	1430 CELANESE RD	1	1		Convenience Store and Gasoline Sales
Catawba Services, LLC Comporium	142 CONFEDERATE AV N	0	1	Yes	News Station
BraiderOnLoc LLC	725 CHERRY RD 157B-108	1	1		Hair Braiding Services
EG Renovations EG Renovations LLC	2443 CHERRY RD B	2	1	Yes	Residential Handyman Services
Madison Insurance Group Inc.	1435 RIVERCHASE BLVD 101	7	1		Insurance Agency
SIP Care Management, LLC	1213 EBENEZER RD 180	5	1		Management Services
Belton Realty, LLC	511 SALUDA ST	1	1		Lessor of Residential Real Estate
Herlong Beauty Supply	489 HERLONG AV S 4A	2	1	Yes	Beauty Supply Store
Joshua DeStefano Grand Slam Cards	952 MT GALLANT RD	2	1		Retail Comic Books and Trading Cards
New Town HOA Management LLC	1548 EBENEZER RD	4	1		HOA/POA Management
Barbertherapy & Associates Sherille Barber	200 OAKLAND AV A	5	1		Outpatient Mental Health
All Pro Cleaning of SC LLC	111 CHURCHILL RD	0	1	Yes	Storage for Cleaning Services
RG Patriots Crossing LLC Patriots Crossing Apartments	793 PATRIOT PKWY	4	1		Lessor of Real Estate (Patriots Crossing Apartments)
Carolina Therapy Solutions for Kids	417 WHITE ST E	7	1		Occupational Therapy
Bloom Yoga and Counseling, LLC	926 OAKLAND AV	1	1		Yoga, Counseling and Wellness Services
Fogel Services, Inc. Fogel Services, Inc.	131 RENTAL CT	2	1		Mechanical Contractors Office
Power Technique North America LLC	2501 DAVID HUTCHISON RD	230	1		Construction Machinery Manufacturer
Tawana D. Feimster, DDS, MS, PLLC Tranquility Dental Spa	775 ADDISON AV 111	2	1		Endodontic Dental Services.
Total		329	29		

New Home-Based Businesses:	Physical Address	Jobs Created	No of Applications	Type of Business
Camron Properties LLC	1529 WORTHINGTON XING	1	1	Real Estate Investment Services
Rita & Shahin Arminoel SRBC LLC	1834 LUMPKIN CIR	2	1	Lessor or Residential Real Estate
CNC Technology LLC	238 MALLARD HEAD DR	1	1	Automation Specialist
DeAundre McNeil Pour Like a Boss Mobile Bartending Service	1102 CHANDLER DR 102	1	1	Mobile Bartending (Non-Alcoholic)
Southern Grace Holdings LLC	1529 RIVERWALK PKWY	1	1	Lessor of Residential Real Estate
Rebekah Delhotal Divine Gifts of Nature	2244 MANCKE DR	1	1	Online Crafts Sales
Stephanie Milliken HavenPiper Boutique	1572 MAYPINE COMMONS WAY	1	1	Online Clothing and Accessory Retail Sales
Logan Orihuela earth and dirt	724 ENZO CT 102	1	1	Online Retail Sales and Virtual Classes
DSCEDWARDS LLC Big Dog Products	966 MYRTLE DR	1	1	Retail- Dog Kennel Sales
Total		10	9	

New Outside City Businesses & Per Job	City	State	No of Applications	Type of Business
Dennis M Starnes	Rock Hill	SC	1	Repair and Maintenance Services
AGG Restoration of the Carolinas LLC	Houston	TX	1	Restoration Services
Sunbelt Multifamily Properties Redline Capital	Rock Hill	SC	1	Property Management Company
JB ACQUISITIONS LLC	Rock Hill	SC	1	Lessor of Residential Real Estate
Ayden Lowman Glass Slipper Productions	Summerville	SC	1	Entertainment Decoration Services
MJN, LLC	Rock Hill	SC	1	Lessor of Commercial Real Estate
Bon Villa LLC	TEGA CAY	SC	1	Lessor of Residential Real Estate
Matthew L Crocker Exterior Impressions	Rock Hill	SC	1	Residential Specialty Contractor
Charlotte Northeast Solutions Inc	Charlotte	NC	1	Lessor of Residential Real Estate
Wacky Spanky™s	Charlotte	NC	1	Mobile Food Vendor
Mattress by Appointment Mattress by Appointment Rock Hill	Clover	SC	1	Retail Mattress Sales
Corestates, Inc.	Duluth	GA	1	Civil Engineering Services
LGCY Installation Services, LLC	Lehi	UT	1	Solar Installation Contractor
Evergreen Solutions, LLC	TALLAHASSEE	FL	1	Human Resource Consulting

Kenneth Faulkner	Fort Mill	SC	1	Residential Homebuilder
The R E SHADS Group LLC	Charlotte	NC	1	General Contractor BD2
Propst Construction Company	Concord	NC	1	General Contractor WL5, WP5
Nicholas Gentile Queen City Floor Care	Fort Mill	SC	1	Cleaning Services
P&R Ventures Inc Apollo Sign & Light	Atlanta	GA	1	Sign Contractor
Kendal-Air Heating and Cooling Inc	Charlotte	NC	1	Mechanical Contractor - AC2
Kitchens & Beyond LLC	Tega Cay	SC	1	Residential Homebuilder
AME Inc	Fort Mill	SC	1	General Contractor - BD5
Sergent Land Development Consulting L.L.C.	FORT MILL	SC	1	Land Development Consulting
LACE Construction Inc	Indian Trail	NC	1	General Contractor - BD5
CAPITAL CITY PROPERTY ADVISORS LLC Servpro of Richland County	Columbia	SC	1	General Contractor - BD5
BFS Operations LLC	Dallas	TX	1	Building Materials Dealer
Davis R Bonner OVR-SITEPCC	Indian Land	SC	1	Site Inspection Services
MHS Lift, Inc.	Pennsauken	NJ	1	Material Handling Supplier
Airmaxx Heating Cooling	Columbia	SC	1	Mechanical Contractor
KL Evergreen Holdings LLC	Diamond Bar	CA	1	Lessor of Residential Real Estate
BLine Services LLC	Indian Land	SC	1	Fence Contractor
GOLDEN EQUITY INVESTMENT LLC	Rock hill	SC	1	Lessor of Residential Real Estate
The Triumphant Academy	Fort Mill	SC	1	Youth and Family Services
Joanna Jackson-Steele JRJ Consulting Services	CHARLOTTE	NC	1	Health Policy, Management & Economic Consulting
Willis Lewis, Jr. WJ Consulting	Rock Hill	SC	1	Business Consulting
Larry Stevens BST Consulting Services	Rock Hill	SC	1	Business Consulting
1545 WICKFORD PL LLC	Rock Hill	NC	1	Real Estate Sales
Dun-Right Services Inc	Florence	SC	1	General Contractor WL4
Crushr Charlotte LLC	Charlotte	NC	1	Mobile Trash Compaction Services
Roger Pardue	Heath Springs	SC	1	Residential Electrical Contractor
Revive Investments LLC	Fort Mill	SC	1	For- Sale Remodeler
SMT Carolinas LLC Smash My Trash	Charlotte	NC	1	Mobile Trash Compaction Service
Relentless Rentals LLC	Charlotte	NC	1	For-sale Real Estate
Strickland Fence LLC	Rock Hill	SC	1	Fence Contractor
LeafFilter North, LLC	Hudson	OH	1	Gutter Cleaning Services
The Millionaire Children LLC	Columbia	SC	1	Corporate Rentals
Adroit Systems Company LLC	Travelers Rest	SC	1	Fire Alarm Services
Real Props Investments LLC Real Props Investments LLC	Charlotte	NC	1	For Sale Remodeler
Bee Roofing	York	SC	1	Residential Specialty Roofing Contractor
Zavala Masonry LLC	Kernersville	NC	1	Masonry Subcontractor for Sterling Building Group
Shambaugh & Son, L.P.	Fort Wayne	IN	1	Fire Sprinkler Contractor
Rehab Construction Co., Inc.	Conyers	GA	1	General Contractor WP5
HNL Fencing LLC	Rock Hill	SC	1	Fence Contractor
P. Marshall & Associates, LLC PM&A	Roswell	GA	1	Telecom Engineering
P. Marshall & Associates, LLC PM&A	Roswell	GA	1	Telecom Engineering
P. Marshall & Associates, LLC PM&A	Roswell	GA	1	Telecom Engineering
WJ Milton HVAC	Columbia	SC	1	Mechanical Contractor PK4
Commercial Signs, LLC	Smyrna	GA	1	Sign Contractor
HNL Fencing LLC	Rock Hill	SC	1	Fence Contractor
B and N Grading Inc	Charlotte	NC	1	General Contractor - GD 5,WL 5,AP 5
Stenzel Development LLC	Columbus	NC	1	General Contractor BD4
Kerry Graham	Summeville	TN	1	Residential Builder
GS HEATING AND AIR LLC	WEST COLUMBIA	SC	1	Residential HVAC Contractor
Norsec Smart Systems, LLC	Fort Mill	SC	1	Fire Alarm Contractor
Barfield Grading Company, Inc.	Fort Mill	SC	1	General Contractor HY5 WL5
Carlolina Home Remodeling LLC	Charlotte	NC	1	Residential Contractor
Barfield Grading Company, Inc.	Fort Mill	SC	1	General Contractor HY5 WL5
Wells Built Homes	York	SC	1	Residential Contractor
Lawrence Wittmer Jr Lakeshore Construction LLC	Fort Mill	SC	1	General Contractor LB3
Lawrence Wittmer Jr Lakeshore Construction, LLC	Fort Mill	SC	1	General Contractor LB3
NC Interiors Contracting, LLC	Charlotte	NC	1	Subcontractor for SL Management Group Southeast
Goodings plumbing	Clover	SC	1	Plumbing Contractor
Walker Electric and Service	Gastonia	NC	1	Mechanical Contractor EL5
Trull Contracting, LLC	Midland	NC	1	General Contractor BD 4,AP 4,BR 4,CP 4,GD 4
Odom Engineering, PLLC	Forest City	NC	1	Civil Engineering Services
HJB Construction	Charleston	SC	1	General Contractor BD5 WL5
B&N Grading, Inc.	Charlotte	NC	1	General Contractor - GD 5,WL 5,AP 5
JFG Construction	Clover	SC	1	Residential Homebuilder
Falcone Crawl Space & Structural Repair, LLC	Charlotte	NC	1	Residential Contractor
BH Charleston, LLC Blue Haven Pools	Charlotte	NC	1	General Contractor SP3
Airo Mechanical LLC	Mooresville	NC	1	Mechanical Contractor - ACS HT5 PB5
Akers Construction & Electric Inc.	Catawba	NC	1	Mechanical Contractor PB5, EL5
RyanCo Construction, LLC	Fort Mill	SC	1	General Contractor BD2, GD2, WL2
Heredia Electric	Fort Mill	SC	1	Mechanical Contractor EL2
Osiris Rain Osiris Rain Studios	CHARLOTTE	NC	1	Artist Services
Evergreen Roofing Solutions	Charlotte	NC	1	Residential Specialty Contractor
J M Murray Construction Co Inc	St. Simons Island	GA	1	General Contractor BD4
Certified Electrical Services Inc. Certified Electrical Services, Inc.	Huntersville	NC	1	Mechanical Contractor EL2
Evergreen Roofing Solutions	Charlotte	NC	1	Residential Specialty Contractor
Sign Connection, Inc. SIGN CONNECTION, INC.	Gastonia	NC	1	Sign Installation
Sunny Energy of SC Veteran Solar SC	Travelers Rest	SC	1	Mechanical Contractor AC4 EL4
Superior Mechanical Systems, Inc.	Charlotte	NC	1	Mechanical Contractor AC5 HT5
SL Management Group Southeast	CHARLOTTE	NC	1	General Contractor BD5
Fern Creek Group LLC	Chester	SC	1	General Contractor BD4, SS4, IR4, GD4
Remark Studio LLC Remark Studio Ilc	Charleston	SC	1	Landscape Services
Queen's Roofing Service LLC	Charlotte	NC	1	Residential Specialty Contractor - Roofing, Vinyl/Aluminum Siding
Nothing Bundt Cakes	Richardson	TX	1	Architectural Services
Williams Electrical	Heath Springs	SC	1	Mechanical Contractor EL5
QC Signs & Graphics, Inc.	Charlotte	NC	1	Sign Contractor
P.C. Jackson Plumbing Co., Inc.	Charlotte	NC	1	Mechanical Contractor PB5
Lawrence Associates PA	Monroe	NC	1	Land Surveyor
Quality Pool Construction LLC	Lancaster	SC	1	Swimming Pool Contractor
Atlas Collaborative, LLC	Peachtree Corners	GA	1	Architectural Services
Lewis Electrical Contractors, Inc.	Alpharetta	GA	1	Mechanical Contractor - EL5
A&A Asbestos Environmental LLC	Lugoff	SC	1	Asbestos Remediation
No Excuse GC, LLC	Kinards	SC	1	General Contractor BD2
Benco Construction, LLC.	Charlotte	NC	1	General Contractor BD5

Shane Lunsford	Waxhaw	NC	1	Residential Construction
Buffkin Trucking Inc	Midland	NC	1	Truck and Hauling Services
Total			109	
Total Businesses Assisted this Month			157	
Total Jobs Created this Month			339	
Total Jobs Created this Fiscal Year			3501	

Open for Business Program - Total Businesses Assisted

Fiscal Year	July	Aug	Sept	Oct	Nov	Dec	Jan	Feb	March	April	May	June	Total
2016 - 2017	62	59	68	69	51	38	59	46	78	67	127	81	805
2017 - 2018	117	103	78	95	86	46	122	108	109	148	132	96	1240
2018 - 2019	108	101	97	117	149	60	112	84	141	112	169	186	1436
2019 - 2020	156	178	150	137	119	131	107	105	107	105	114	132	1541
2020 - 2021	170	141	114	126	135	140	157	180	176	180	257	199	1975
2021 - 2022	200	147	163	157	174	180	157	164	229	176	177	165	2089
2022-2023	166	157											323

Jobs Created in Rock Hill from New Businesses

* Started tracking jobs in March 2016

Fiscal Year	July	Aug	Sept	Oct	Nov	Dec	Jan	Feb	March*	April	May	June	Total
2016 - 2017	97	69	282	115	160	128	77	113	281	185	128	191	785
2017 - 2018	120	168	143	88	144	53	137	87	78	580	158	238	1994
2018 - 2019	313	95	186	418	138	101	411	212	194	157	1220	205	3650
2019 - 2020	270	499	183	230	211	513	231	234	144	457	167	234	3373
2020 - 2021	361	257	263	210	150	168	250	181	283	268	488	660	3539
2021 - 2022	79	603	317	417	353	239	210	139	320	394	215	215	3501
2022 - 2023	303	339											642

