



04  
23

# DEVELOPMENT ACTIVITY REPORT





## Summary of Development Activities

April 2023

<b>Total Permits Issued</b>	<b>310</b>
<b>Total Valuation of Permits</b>	<b>\$29,318,635</b>
<b>Total Permit Fees Paid</b>	<b>\$156,174</b>

### *Building Permit Information*

<b>Single Family Residences</b>	<b>10</b>	
Attached	0	
Total Valuation	\$ 0	
Average Valuation	\$ 0	
Detached	10	
Total Valuation	\$ 3,782,973	
Average Valuation	\$ 378,297	
<b>Multi-Family Residences</b>	<b>0</b>	
Total Valuation	\$0	
<b>New Commercial Buildings</b>	<b>1</b>	
Parking Garage Deck -Apt D	389 Technology Center Way	\$9,835,422
<b>Other Large Commercial Projects</b>		
Central Utility Bldg	1800 Overview Dr	\$4,370,000
Epitaxy Room Interior Upfit	1800 Overview Dr	\$1,366,363
Adding 6 bays to Existing Body Shop	257 Cherry Rd	\$678,900

### **Inspections Performed by Building Inspectors**

Total Inspections	963
-------------------	-----

### *Erosion Control Permit Information*

<b>Erosion Control Permits Issued</b>	<b>3</b>
---------------------------------------	----------

### *Demolition Permit Information*

<b>Demolitions Performed by the City of Rock Hill</b>	<b>3</b>
Single Family Houses (attached/detached)	3
2 Family Building	0
5 or More Family Building	0
All Other Buildings and Structure	0
<b>Other Demolition Permits</b>	<b>3</b>
Single Family Houses (attached/detached)	0
All Other Buildings and Structures	3

### ***Plan Review Information***

#### **Plan Reviews Completed**

New Plans	290
<u>Revised Plans</u>	<u>238</u>
Total	528

### ***Zoning Applications & Activities***

<b>Zoning Applications</b>	14
----------------------------	----

### ***Open for Business Program***

<b>Total Businesses Assisted</b>	157
----------------------------------	-----

### ***Impact Fee Information***

#### **Impact Fees Collected**

Fire	\$11,158
Water	\$51,360
<u>Wastewater</u>	<u>\$90,730</u>
Total	\$153,248

### ***Total Fees Collected this Month***

Permit Fees	\$156,174
<u>Impact Fees</u>	<u>\$153,248</u>
Total	\$309,422

## Permits Issued Summary

Date From 4/1/2023 and Date To 4/30/2023

Type	Report Code	No of Permits	Total Valuation	Fees Paid
<i>Building</i>				
	435 - Storage/Accessory Structure	6	\$73,577	\$694
	101 - Single Family Houses Detached	10	\$3,782,973	\$33,927
	321 - Parking Garages (Bldgs & Open)	1	\$9,835,422	\$28,622
	328 - Other Non-Residential Buildings	1	\$14,050	\$131
	329 - Structure other than building	1	\$3,200	\$63
	436 - Single Family Residential Additions or Renovations	26	\$899,468	\$7,693
	437 - Non-Residential & Non-Housekeeping	17	\$7,733,476	\$31,943
	1200 - Moved Building	1	\$100	\$100
	1210 - Set-Up Moved Home	1	\$170,308	\$1,963
	1600 - Swimming Pool	2	\$108,713	\$918
	440 - Multi-Family Residential Addition or Renovation	57	\$4,498,003	\$30,499
	1800 - Commercial Paving Application	1	\$55,000	\$533
<i>Demolition</i>				
	645 - Single Family Houses (attached/detached)	5	\$7,550	\$250
	649 - All Other Buildings and Structures	1	\$1,200	\$50
<i>Electrical</i>				
	800 - Electrical	20	\$68,505	\$1,189
	801 - Fire Alarm	5	\$42,021	\$670
	802 - Solar Panel Installation	3	\$124,261	\$894
<i>Fence</i>				
	1500 - Fence	16	\$55,109	\$320
<i>Grading</i>				
	2001 - Erosion Control	3	\$0	\$0
<i>Mechanical</i>				
	437 - Non-Residential & Non-Housekeeping	1	\$372,000	\$1,933
	1000 - Mechanical	34	\$492,124	\$4,571
	1010 - Fire Sprinkler System	5	\$241,660	\$1,756
	1100 - Gas	5	\$4,380	\$180
<i>Plumbing</i>				
	900 - Plumbing	41	\$205,821	\$2,453
	910 - Residential Backflow Preventor	1	\$14,000	\$100
	920 - Commercial Backflow Preventor	1	\$36,090	\$459
<i>Roofing</i>				
	439 - Roof	24	\$438,631	\$3,119
<i>Sign</i>				
	1300 - Sign	13	\$40,543	\$914
	1303 - Grand Opening	1	\$450	\$0
<i>Temp Use</i>				
	1702 - Temporary Use	1	\$0	\$50
<i>Tent</i>				
	331 - Tent	4	\$0	\$140
<i>Zoning</i>				
	1701 - Residential Zoning	2	\$0	\$40



## Permits Issued Summary

Date From 4/1/2023 and Date To 4/30/2023

Type	Report Code	No of Permits	Total Valuation	Fees Paid
<b>Total</b>		<b>310</b>	<b>\$29,318,635.00</b>	<b>\$156,174.00</b>

### Application Type

Applied in Office:	3
Applied by Mail, Fax or Email:	128
Applied Online:	178

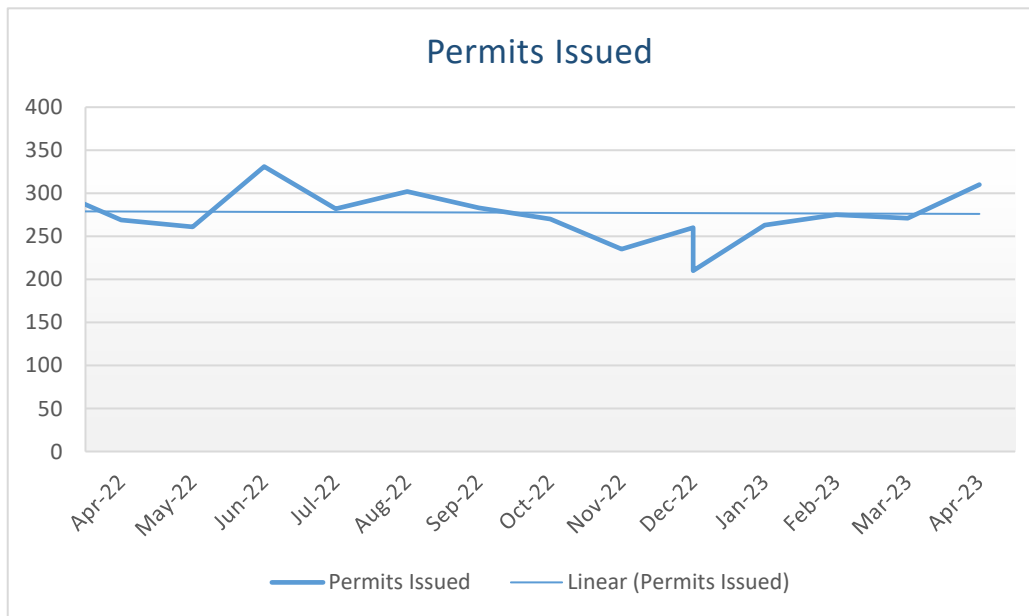
## Comparison of Permits Issued

Month	Fiscal Year 2021 - 2022			Fiscal Year 2022 - 2023			Percent Change		
	No. of Permits	Valuation	Fees Paid	No. of Permits	Valuation	Fees Paid	Change in # of Permits from Last Year	Change in Valuations from Last Year	Change in Fees Paid from Last Year
July	287	\$51,661,270	\$62,813	282	\$18,372,992	\$111,051	-2%	-64%	77%
August	286	\$38,021,406	\$123,722	302	\$15,079,435	\$109,507	6%	-60%	-11%
September	295	\$27,649,821	\$115,441	283	\$24,847,958	\$147,309	-4%	-10%	28%
October	254	\$13,610,968	\$87,283	270	\$44,486,935	\$233,798	6%	227%	168%
November	328	\$32,749,760	\$133,556	235	\$87,159,740	\$240,935	-28%	166%	80%
December	260	\$18,560,627	\$116,622	210	\$46,952,043	\$184,894	-19%	153%	59%
January	280	\$47,302,153	\$165,339	263	\$16,146,171	\$110,521	-6%	-66%	-33%
February	254	\$16,056,734	\$98,489	275	\$9,064,484	\$75,725	8%	-44%	-23%
March	305	\$15,516,590	\$89,752	271	\$7,723,560	\$71,555	-11%	-50%	-20%
April	269	\$20,190,419	\$109,973	310	\$29,318,635	\$156,174	15%	45%	42%
May	261	\$12,967,125	\$82,361						
June	331	\$34,824,999	\$154,415						
<b>Total</b>	<b>3,410</b>	<b>\$329,111,872</b>	<b>\$1,339,766</b>	<b>2,701</b>	<b>\$299,151,953</b>	<b>\$1,441,469</b>			

## Comparison of Permits Issued to Date

(compared to cumulative total at this month in previous fiscal year)

Range	Fiscal Year 2021 - 2022			Fiscal Year 2022 - 2023			Percent Change		
	No. of Permits	Valuation	Fees Paid	No. of Permits	Valuation	Fees Paid	Change in # of Permits to Date	Change in Valuations to Date	Change in Fees Paid to Date
July to Apr	2,818	\$281,319,748	\$1,102,990	2,701	\$299,151,953	\$1,441,469	-4%	6%	31%





# Single Family Permits Issued Summary

Date From 4/1/2023 and Date To 4/30/2023

## 101 - Single Family Houses Detached

<u>Permit Number</u>	<u>Site Address</u>	<u>Permits</u>	<u>Bldgs</u>	<u>Units</u>	<u>Valuation</u>	<u>Fees Paid</u>
202305063	288 LURAY WAY	1	1	1	\$389,745	\$2,400
202304004	2070 LANDRY LN	1	1	1	\$549,803	\$3,545
202304414	326 FRIEDHEIM RD	1	1	1	\$224,144	\$4,406
202304019	169 BYNUM AV	1	1	1	\$185,000	\$4,244
202303795	223 MAPLE ST	1	1	1	\$224,144	\$1,966
202304182	1053 CAVALIER LN	1	1	1	\$388,747	\$2,396
202303987	1170 EVANS AV	1	1	1	\$271,358	\$4,658
202304742	360 FRIEDHEIM RD	1	1	1	\$224,144	\$1,966
202305077	610 DEBERRY HOLW	1	1	1	\$851,178	\$5,627
202305047	1057 CAVALIER LN	1	1	1	\$474,710	\$2,719
	<b>Subtotal</b>	<b>10</b>	<b>10</b>	<b>10</b>	<b>\$3,782,973</b>	<b>\$33,927</b>

<b>Total</b>	<b>10</b>	<b>10</b>	<b>10</b>	<b>\$3,782,973</b>	<b>\$33,927</b>
--------------	-----------	-----------	-----------	--------------------	-----------------

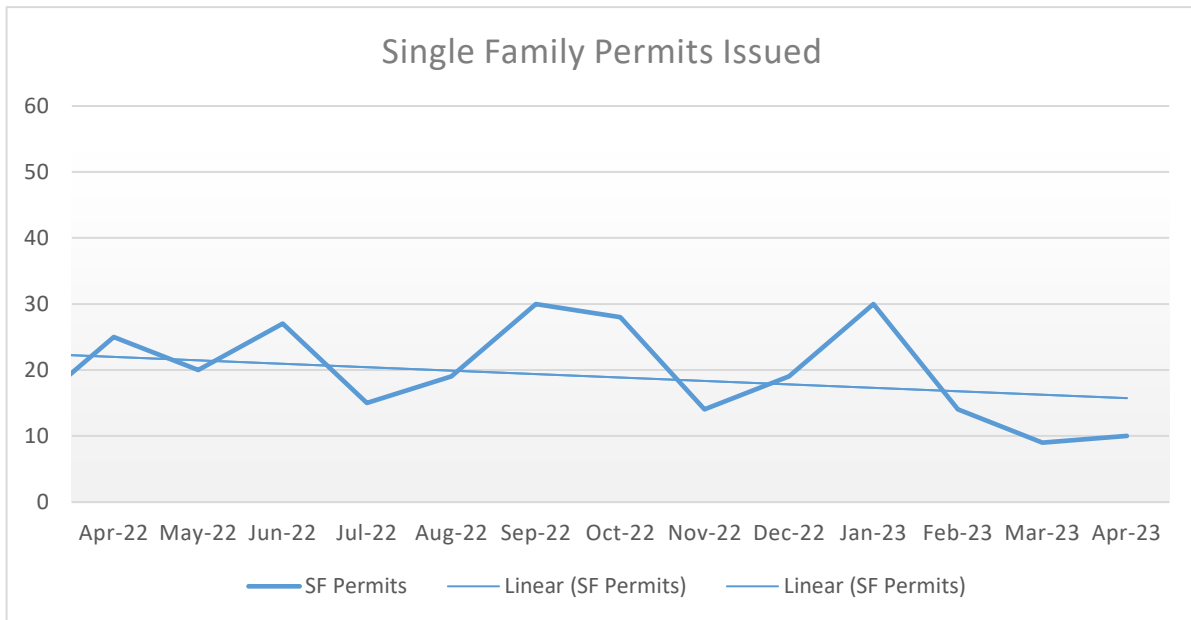
## Comparison of Single Family Permits Issued

Month	Fiscal Year 2021 - 2022			Fiscal Year 2022 - 2023			Percent Change		
	No. of Permits	Valuation	Fees Paid	No. of Permits	Valuation	Fees Paid	Change in # of Permits from Last Year	Change in Valuations from Last Year	Change in Fees Paid from Last Year
July	16	\$5,369,117	\$31,630	15	\$4,775,278	\$43,612	-6%	-11%	38%
August	18	\$3,837,892	\$39,774	19	\$6,821,489	\$59,399	6%	78%	49%
September	15	\$4,044,942	\$28,342	30	\$10,797,135	\$78,157	100%	167%	176%
October	28	\$7,993,277	\$53,006	28	\$9,106,446	\$73,592	0%	14%	39%
November	26	\$6,227,748	\$54,400	14	\$5,659,619	\$35,799	-46%	-9%	-34%
December	34	\$9,801,252	\$70,244	19	\$8,121,767	\$47,337	-44%	-17%	-33%
January	15	\$4,126,106	\$31,129	30	\$9,760,597	\$66,989	100%	137%	115%
February	17	\$4,845,096	\$40,866	14	\$4,485,989	\$33,372	-18%	-7%	-18%
March	14	\$4,042,461	\$30,045	9	\$2,090,210	\$25,629	-36%	-48%	-15%
April	25	\$6,630,101	\$5,495	10	\$3,782,973	\$33,927	-60%	-43%	517%
May	20	\$5,812,437	\$42,155						
June	27	\$7,600,603	\$54,879						
<b>Total</b>	<b>255</b>	<b>\$70,331,032</b>	<b>\$481,965</b>	<b>188</b>	<b>\$65,401,503</b>	<b>\$497,813</b>			

## Comparison of Single-Family Permits Issued to Date

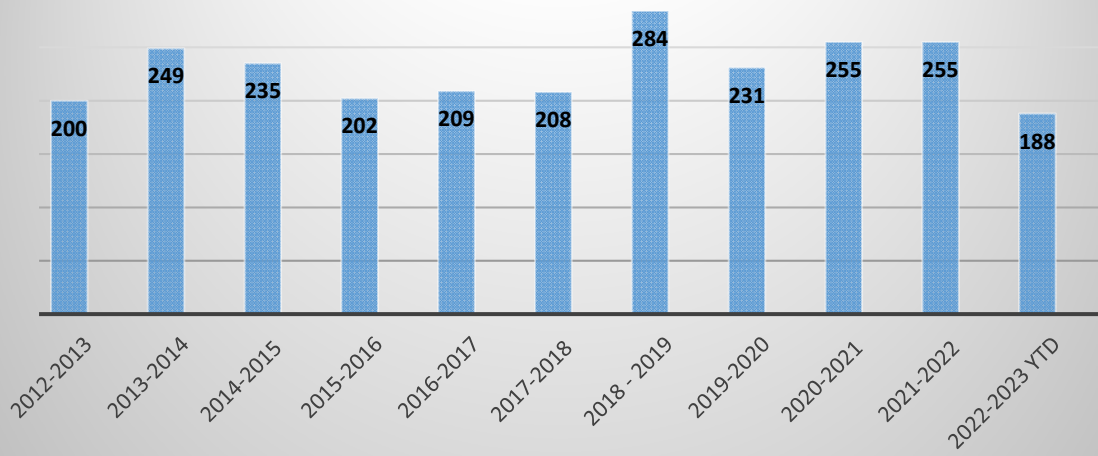
(compared to cumulative total at this month in previous fiscal year)

Range	Fiscal Year 2020 - 2021			Fiscal Year 2021 - 2022			Percent Change		
	No. of Permits	Valuation	Fees Paid	No. of Permits	Valuation	Fees Paid	Change in # of Permits to Date	Change in Valuations to Date	Change in Fees Paid to Date
July - Apr	208	\$56,917,992	\$384,931	188	\$65,401,503	\$497,813	-10%	15%	29%





## Single Family Permits Issued in Last 10 Years



## Comparison of Multi-Family Permits Issued

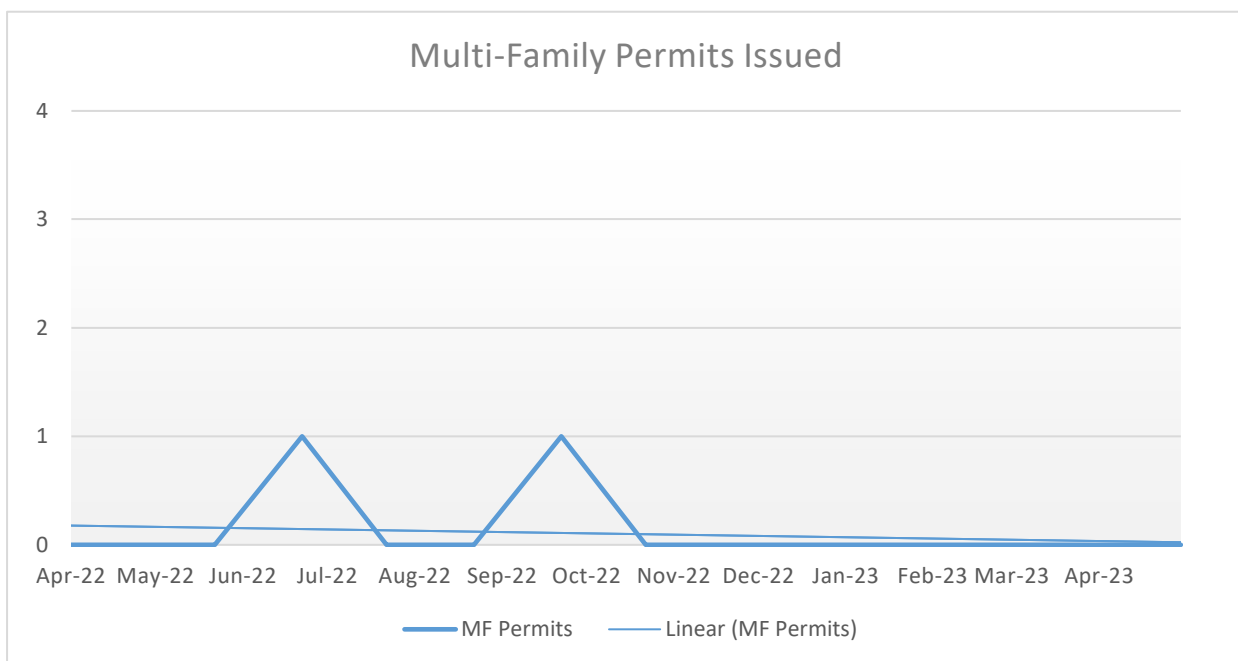
<i>Fiscal Year 2021 - 2022</i>					<i>Fiscal Year 2022 - 2023</i>				
Month	No. of Bldgs.	# of Units	Valuation	Fees Paid	No. of Bldgs.	# of Units	Valuation	Fees Paid	Change in # of permits
July	0	0	\$0	\$0	0	0	\$0	\$0	.
August	1	145	\$15,509,420	\$1,344	0	0	\$0	\$0	-100%
September	0	0	\$0	\$0	1	47	\$7,099,648	\$21,132	.
October	0	0	\$0	\$0	0	0	\$0	\$0	.
November	0	0	\$0	\$0	0	0	\$0	\$0	.
December	0	0	\$0	\$0	0	0	\$0	\$0	.
January	0	0	\$0	\$0	0	0	\$0	\$0	.
February	0	0	\$0	\$0	0	0	\$0	\$0	.
March	0	0	\$0	\$0	0	0	\$0	\$0	.
April	0	0	\$0	\$0	0	0	\$0	\$0	.
May	0	0	\$0	\$0					.
June	1	136	\$20,000,000	\$51,788					.
<b>Total</b>	<b>2</b>	<b>281</b>	<b>\$35,509,420</b>	<b>\$53,132</b>	<b>1</b>	<b>47</b>	<b>\$7,099,648</b>	<b>\$21,132</b>	<b>-50%</b>

8/21- Permit issued in phases. Currently on hold pending collection of additional permit fees.

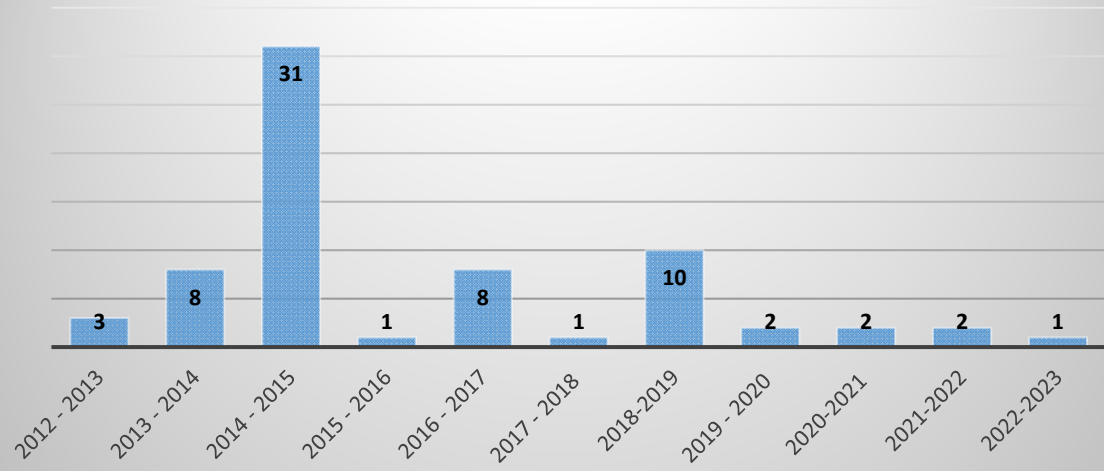
## Comparison of Multi-Family Permits Issued to Date

(compared to cumulative total at this month in previous fiscal year)

<i>Fiscal Year 2020 - 2021</i>					<i>Fiscal Year 2021 - 2022</i>				
Range	No. of Bldgs.	# of Units	Valuation	Fees Paid	No. of Bldgs.	# of Units	Valuation	Fees Paid	Change in Valuation
<b>July - Apr</b>	<b>1</b>	<b>145</b>	<b>\$15,509,420</b>	<b>\$1,344</b>	<b>1</b>	<b>47</b>	<b>\$7,099,648</b>	<b>\$21,132</b>	<b>-54%</b>



## Multi-Family Permits Issued in Last 10 Years





## Non-Residential Permits

Date From 4/1/2023 and Date To 4/30/2023

Type	Report Code	Permit Issue Date	Permit #	Permit Address	Contractor	Contractor Phone	Valuation
Building	321 - Parking Garages (Bldgs & Open) New level 6 precast standalone parking garage deck to serve apartment D. Subcontractors included in permit. Project 20221403	04/28/2023	202305409	389 TECHNOLOGY CENTER WAY	Andrew Cope - J M Cope Inc	803-329-3250	\$9,835,422
Building	328 - Other Non-Residential Buildings Construction of concert stage and lighting. Project 20200443 Electrical subcontractor included in permit.	04/07/2023	202303999	378 TECHNOLOGY CENTER WAY	Thomas Stenzel - Stenzel Development LLC	828-545-5800	\$14,050
Building	437 - Non-Residential & Non-Housekeeping  Install new door between 2 existing suites, 205 and 210. Suites occupied by the same tenant. No subcontractors included in permit. Bepoz America Interior upfit Project 20230577	04/19/2023	202304744	452 LAKESHORE PKWY 210	Joseph D Watson - Simon and Watson Construction Inc		\$2,600
Building	437 - Non-Residential & Non-Housekeeping  Handicap ramp and site work. Project 20221091	04/18/2023	202304582	1048 OAKLAND AV	Mefi Franco - MEP Painting and Wall Coverings Inc	336-215-0284	\$3,000
Building	437 - Non-Residential & Non-Housekeeping Interior upfit/Renovation. Demo interior, raise ceilings, ADA bathroom Improvement. Subcontractors included in permit. Project 20222312	04/13/2023	202304220	2145 CELANESE RD	Robert Bryan Gladden - BAR Contractors LLC	803-242-7180	\$10,000
Building	437 - Non-Residential & Non-Housekeeping  Changing single service supply 101 and 102 currently. Installing 2 new meter boxes and new service wire to split the units Fixing and repairing smoke wall between units not built by Spears Subcontractors included in permit. Project# 20230304	04/13/2023	202304179	1674 CRANIUM DR 101	Ken L Spears - Ken L Spears General Contractor	803-366-3509	\$10,000
Building	437 - Non-Residential & Non-Housekeeping Storage rack/Shelving Plan for CL&D Graphics No subcontractors included in permit. Project 20181266	04/12/2023	202304159	2020 WILLIAMS INDUSTRIAL BLVD 101	Danielle Dunn - MHS Lift Inc	856-541-1290	\$13,099
Building	437 - Non-Residential & Non-Housekeeping  Interior renovations for a bakery. Wild Flour Bakery Project 20221091	04/13/2023	202304229	1048 OAKLAND AV	Thomas Jackson - Jackson Home Builders Inc	803-242-6064	\$15,000
Building	437 - Non-Residential & Non-Housekeeping PROJECT CONSISTS OF REMOVING (9) ANTENNA(s), (12) RRU(s) FROM SHELTER, AND (1) COAX CABLE(s) AND INSTALLING (9) ANTENNA(s), (6) RRU(s), (1) OVP(s) AND (1) HYBRID CABLE(s) TO AN EXISTING WIRELESS TELECOMMUNICATIONS FACILITY. Project 20222241	04/20/2023	202304800	445NS DAVE LYLE BLVD 108	Ronald Mooney - Betacom Inc.		\$15,000



## Non-Residential Permits

Date From 4/1/2023 and Date To 4/30/2023

Type	Report Code	Permit Issue Date	Permit #	Permit Address	Contractor	Contractor Phone	Valuation
Building	437 - Non-Residential & Non-Housekeeping	04/03/2023	202303782	1059 PARAGON WAY	Ted C Barrack - New Dimensions Outdoor Services Inc	704-821-0340	\$68,900
Partial demo of retaining wall and rework existing handrail. Setbacks approved as shown on site plan. Subcontractors included in permit. Project# 20221301							
Building	437 - Non-Residential & Non-Housekeeping	04/06/2023	202303975	333 THREE D SYSTEMS CIR	Dale Fite - Tyler 2 Construction Inc	704-527-3031	\$92,025
Renovate existing lab room and provide MEP connections to equipment. Subcontractors included in permit. Project 20222451							
Building	437 - Non-Residential & Non-Housekeeping	04/21/2023	202304880	454 ANDERSON RD S 10	Gilmore Steve Moore Jr. - Moore Construction of York County LLC	803-322-7088	\$119,526
Interior Upfit/Renovations of Suites 10 & 11 Subcontractors included in permit. Project 20230591							
Building	437 - Non-Residential & Non-Housekeeping	04/04/2023	202303894	121 BLACK ST E	Robin Kirby - Watertight Systems Inc	803-796-9695	\$121,850
City of Rock Hill parking deck repairs. Replace joint sealants, traffic coatings & concrete repair. Project 20222324							
Building	437 - Non-Residential & Non-Housekeeping	04/13/2023	202304227	2020 WILLIAMS INDUSTRIAL BLVD 101	Kurtis Nigro - SL Management Group Southeast	704-251-2040	\$255,000
CL&D Graphics Office Interior Upfit. Subcontractors included in permit. Project 20181266							
Building	437 - Non-Residential & Non-Housekeeping	04/11/2023	202304074	321 THREE D SYSTEMS CIR	Steve Stein - Stein Service and Supply LLC	888-587-9558	\$272,213
High Pile Racking for Warehouse. No subcontractors included in permit. Project#20211266							
Building	437 - Non-Residential & Non-Housekeeping	04/03/2023	202303802	1522 MEETING BLVD	Arthur Rectenwald - Rectenwald Brothers Construction Inc	7247728282	\$320,000
Remodel of existing Kohl's sales floor area to build out a Sephora Beauty space. Subcontractors included in permit. Project 20222184							
Building	437 - Non-Residential & Non-Housekeeping	04/18/2023	202304647	2517 CHERRY RD	Jonathan Bryan Morgan - Morgan Contracting Company LLC	803-328-2164	\$678,900
Addition of 6 bays to the existing Body Shop, 3,450 SF on NW corner of site. Project 20221183							
Building	437 - Non-Residential & Non-Housekeeping	04/05/2023	202303953	1800 OVERVIEW DR	Gregory Haldeman - DPR Construction, A General Partnership	518-466-8845	\$1,366,363
Interior upfit for Epitaxy Room. Subcontractors included in permit. Project 20230247							



## Non-Residential Permits

Date From 4/1/2023 and Date To 4/30/2023

Type	Report Code	Permit Issue Date	Permit #	Permit Address	Contractor	Contractor Phone	Valuation
Building	437 - Non-Residential & Non-Housekeeping	04/25/2023	202305098	1800 OVERVIEW DR	Gregory Haldeman - DPR Construction, A General Partnership	518-466-8845	\$4,370,000
Central Utility Building Addition of foundations and structural framing for 3 equipment platforms only. No MEP. Project 20230247							
Mechanical	437 - Non-Residential & Non-Housekeeping	04/27/2023	202305243	321 THREE D SYSTEMS CIR	Devin Sheckels - Trane US Inc	864-472-6000	\$372,000
Install of 4 new roof top HVAC units of 25 tons each. Project 20230664							

**Grand Total Valuation**                      **\$17,954,948.00**

**Total Permits Issued**    **20**

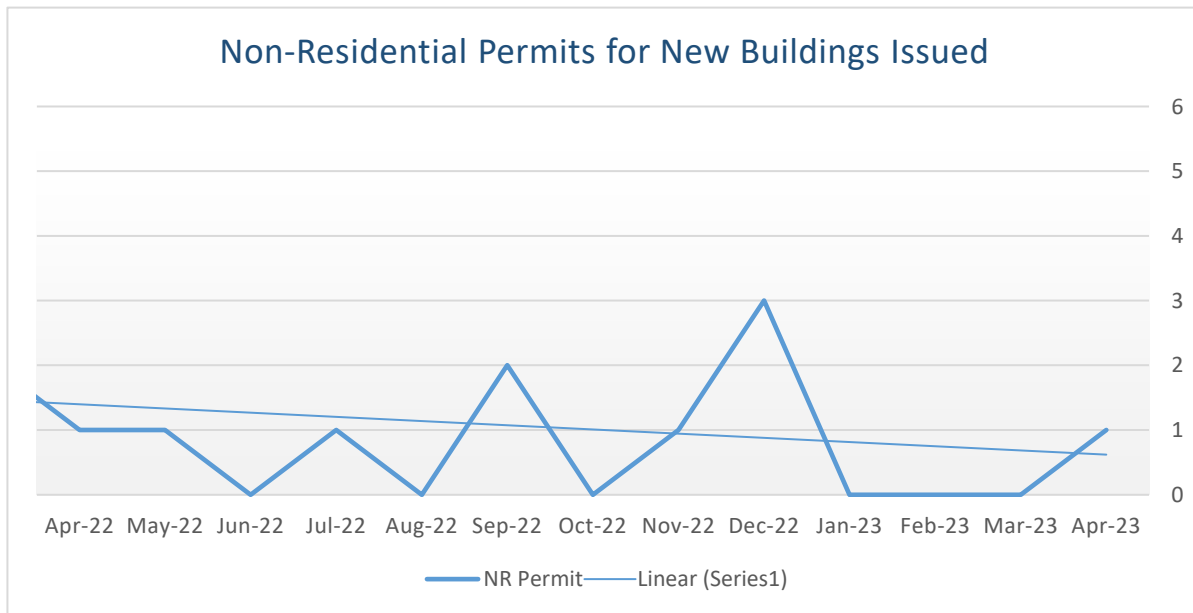
## Comparison of Non-Residential Building Permits for New Buildings

Month	Fiscal Year 2021 - 2022			Fiscal Year 2022 - 2023			Percent Change		
	No. of Permits	Valuation	Fees Paid	No. of Permits	Valuation	Fees Paid	Change in # of Permits from Last Year	Change in Valuations from Last Year	Change in Fees Paid from Last Year
July	2	\$42,247,701	\$2,038	1	\$2,498,790	\$8,035	-50%	-94%	294%
August	3	\$8,714,906	\$29,441	0	\$0	\$0	-100%	-100%	-100%
September	3	\$13,784,108	\$40,240	2	\$2,181,706	\$11,568	-33%	-84%	-71%
October	0	\$0	\$0	1	\$21,200,303	\$81,952	.	.	.
November	4	\$10,808,700	\$34,159	1	\$78,186,722	\$178,748	-75%	623%	423%
December	2	\$4,610,020	\$16,818	3	\$6,524,874	\$23,302	50%	42%	39%
January	2	\$30,249,959	\$78,208	0	\$0	\$0	-100%	-100%	-100%
February	4	\$6,365,204	\$24,528	0	\$0	\$0	-100%	-100%	-100%
March	2	\$3,630,532	\$14,006	0	\$0	\$0	-100%	-100%	-100%
April	1	\$9,778,855	\$26,235	1	\$9,835,422	\$28,622	0%	1%	9%
May	1	\$670,842	\$3,054						
June	0	\$0	\$0						
<b>Total</b>	<b>24</b>	<b>\$130,860,827</b>	<b>\$268,727</b>	<b>9</b>	<b>\$120,427,817</b>	<b>\$332,227</b>			

## Comparison of Non-Residential Permits for New Buildings Issued to Date

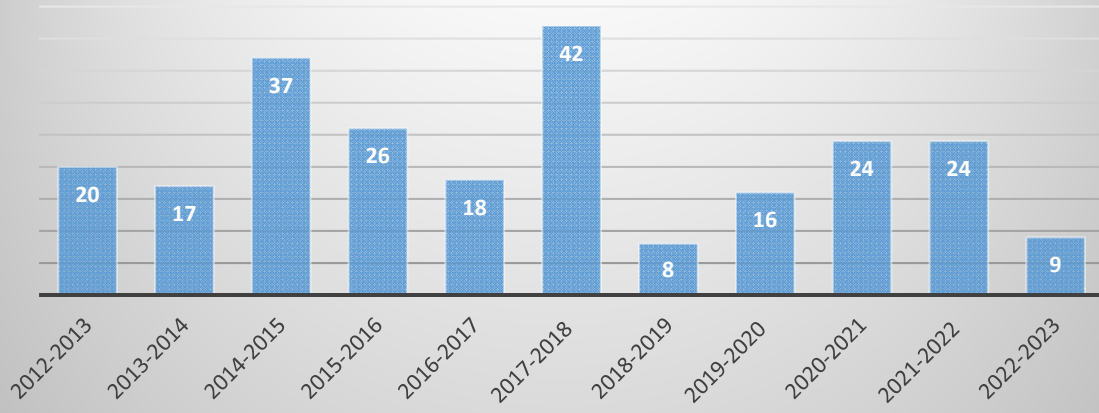
(compared to cumulative total at this month in previous fiscal year)

Range	Fiscal Year 2020 - 2021			Fiscal Year 2021 - 2022			Percent Change		
	No. of Permits	Valuation	Fees Paid	No. of Permits	Valuation	Fees Paid	Change in # of Permits to Date	Change in Valuations to Date	Change in Fees Paid to Date
<b>July - Apr</b>	<b>23</b>	<b>\$130,189,985</b>	<b>\$265,673</b>	<b>9</b>	<b>\$120,427,817</b>	<b>\$332,227</b>	<b>-61%</b>	<b>-7%</b>	<b>25%</b>





## Non-Residential Permits for New Buildings Issued in Last 10 Years



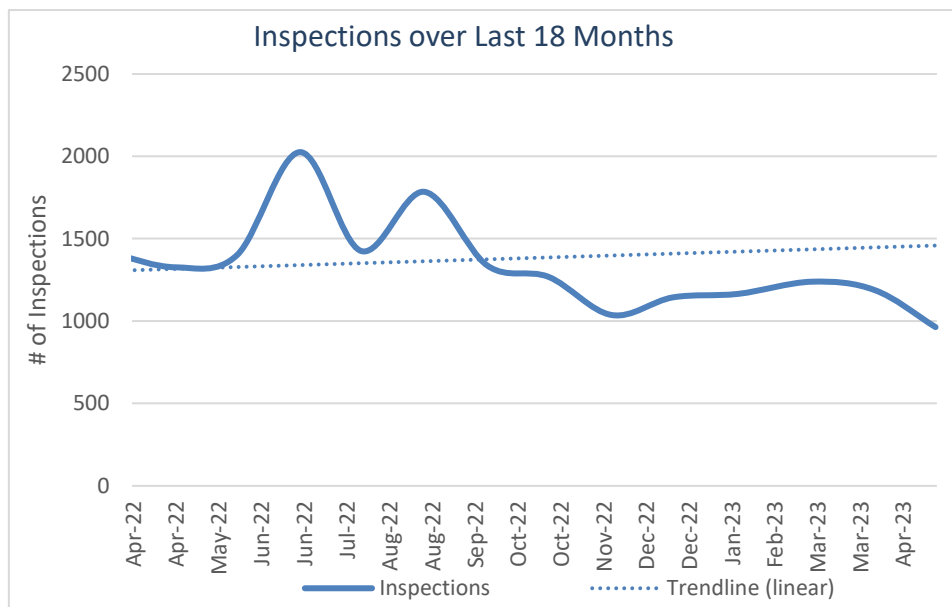
## Comparison of Building Inspections

<i>Fiscal Year 2021 - 2022</i>		<i>Fiscal Year 2022 - 2023</i>		<i>Percent Change</i>	
<b>Month</b>	<b>No. of Inspections</b>	<b>No. of Inspections</b>	<b>Change from Last Year</b>	<b>Avg. No. Inspect. Per Day</b>	<b>Stop Work Notices</b>
July	1215	1426	17%	32	6
August	1248	1785	43%	30	2
September	1559	1337	-14%	24	10
October	1287	1269	-1%	25	3
November	1475	1037	-30%	19	1
December	1509	1145	-24%	23	3
January	1157	1165	1%	22	4
February	1531	1239	-19%	15	17
March	1414	1190	-16%	12	11
April	1327	963	-27%	12	1
May	1400				
June	2026				
<b>Total</b>	<b>17,148</b>	<b>12,556</b>			

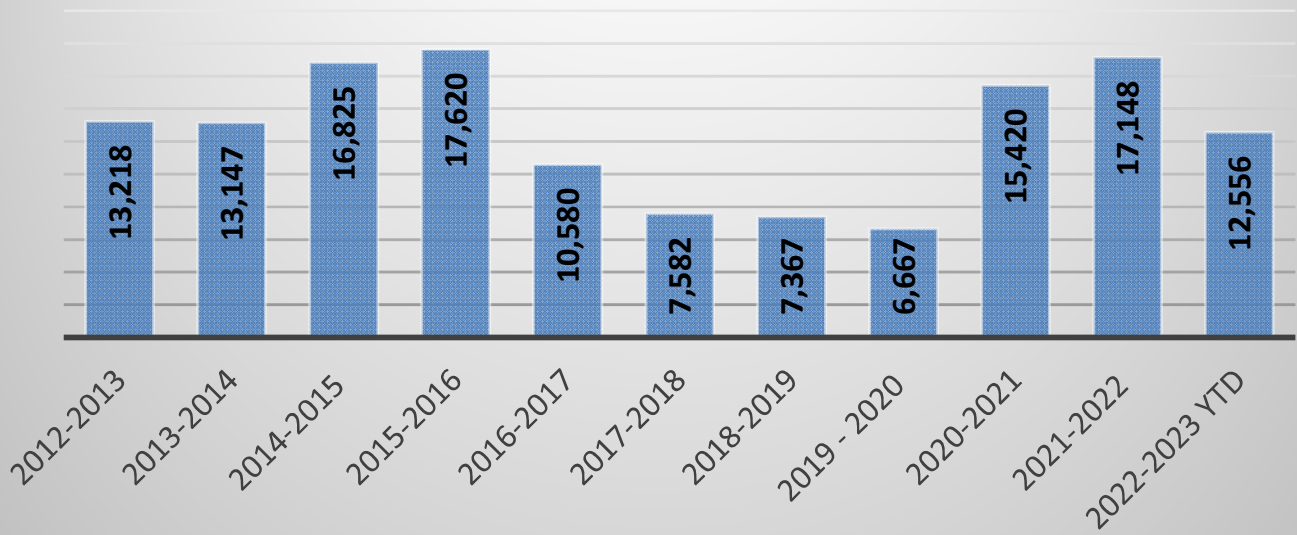
## Comparison of Building Inspections to Date

(compared to cumulative total at this month in previous fiscal year)

<i>Fiscal Year 2021 - 2022</i>		<i>Fiscal Year 2022 - 2023</i>		<i>Percent Change</i>
<b>Range</b>	<b>No. of Inspections</b>			<b>Change Year to Date</b>
<b>July to Apr</b>	<b>13,722</b>	<b>12,556</b>		<b>-8%</b>



## Building Inspections in the Last 10 Years





# Demolition Permits

Date From 4/1/2023 and Date To 4/30/2023

Type	Report Code	Permit Issue Date	Permit #	Permit Address	Contractor	Contractor Phone	Valuation
Demolition	645 - Single Family Houses (attached/detached) Demo Single Family House Project 20230580	04/19/2023	202304716	318 SPRUCE ST S	Trey Parrish - City of Rock Hill Trey Parrish	803-280-4795	\$350
Demolition	645 - Single Family Houses (attached/detached) Demo single family home Project 20230641	04/19/2023	202304717	760 TIGLER CT	Trey Parrish - City of Rock Hill Trey Parrish	803-280-4795	\$350
Demolition	645 - Single Family Houses (attached/detached) demo single family home Project 20230642	04/19/2023	202304714	525 OATES ST	Trey Parrish - City of Rock Hill Trey Parrish	803-280-4795	\$350
Demolition	645 - Single Family Houses (attached/detached) Only for removing existing Deck roof, 2 walls and rails. Setbacks approved as shown on site plan. Setbacks measured from exterior building wall per section 6.5.6 and 6.6 of RH Zoning Ordinance. No subcontractors included in permit.	04/07/2023	202304001	250 BARBER ST	Alba Arely Escandon - Alba Arely Escandon	980-477-7798	\$2,500
Demolition	645 - Single Family Houses (attached/detached) Removal of Interior Drywall Only.	04/18/2023	202304594	228 MARION ST	Robert D Murphy - RDM Services Inc	704-523-6520	\$4,000
Demolition	649 - All Other Buildings and Structures  Light interior demo for preparation of home remodel	04/11/2023	202304076	630 TAYLOR ST	David J Chwaszczewski - Carolina Renovation Company LLC	704-222-8525	\$1,200

<b>Totals</b>			
645 - Single Family Houses (attached/detached)	5	<b>Grand Total Valuation</b>	<b>\$8,750.00</b>
646 - 2 Family Buildings	0	<b>Total Permits Issued</b>	<b>6</b>
647 - 3 & 4 Family Buildings	0		
648 - 5 or More Family Buildings	0		
649 - All Other Buildings & Structures	1		



## Grading Permits

**Date From 4/1/2023 and Date To 4/30/2023**

Type	Report Code	Permit Issue Date	Permit #	Permit Address	Contractor	Contractor Phone	Valuation
Grading	2001 - Erosion Control	04/03/2023	202303788	860 CAROLINA AV	Malcolm Montgomery - S and S Construction Co LLC	803-536-9775	\$0
<p>Approved for grading for New Covenant Assembly Church. Project 20191634 Paid 250.00 This permit is NOT VALID and no work may begin until AFTER the Pre-constriction meeting.</p>							
Grading	2001 - Erosion Control	04/11/2023	202304032	2394 EDEN TER	Frank Blythe - Blythe Development Company	704-588-0023	\$0
<p>OK TO ISSUE GRADING PERMIT Riverview Road Improvements \$2000 This Permit is NOT VALID and no work may begin until AFTER the pre-construction meeting. Project 20191255</p>							
Grading	2001 - Erosion Control	04/18/2023	202304613	610 DEBERRY HOLW	Charles Dohm - CWD Construction	803-242-5244	\$0
<p>OK TO ISSUE GRADING PERMIT. This Permit is NOT VALID and no work may begin until AFTER the pre-construction meeting. PAID \$250 PROJECT 20230265</p>							

**Grand Total Valuation** **\$0.00**

**Total Permits Issued** **3**

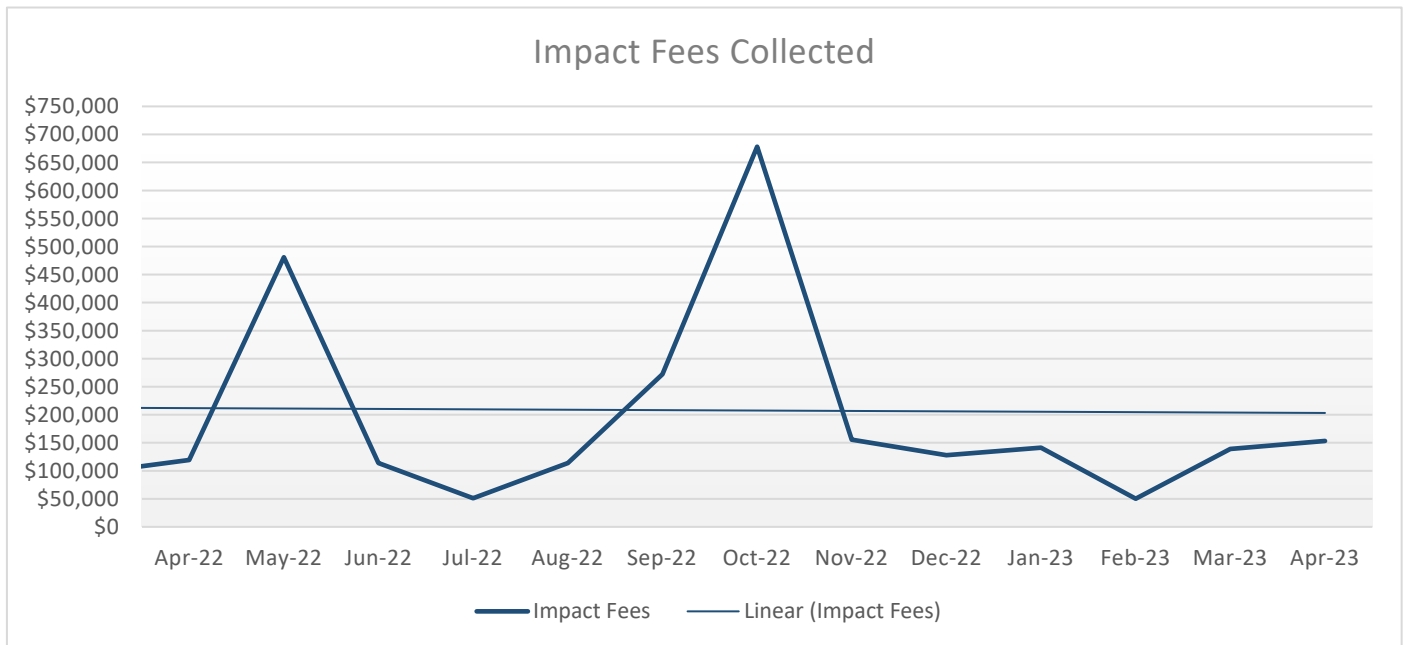
## Comparison of Paid Impact Fees

Month	Fiscal Year 2021 - 2022					Fiscal Year 2022 - 2023					% Change from Last year
	Cases	Fire	Water	Sewer	Total	Cases	Fire	Water	Sewer	Total	
July	40	\$9,672	\$16,585	\$27,430	\$53,687	39	\$10,942	\$12,840	\$27,430	\$51,212	-5%
August	61	\$475,416	\$154,030	\$83,460	\$712,906	89	\$18,804	\$35,845	\$59,080	\$113,729	-84%
September	55	\$190,325	\$56,710	\$104,445	\$351,480	95	\$51,166	\$78,645	\$142,425	\$272,236	-23%
October	69	\$19,139	\$24,610	\$48,530	\$92,279	95	\$429,895	\$87,740	\$160,360	\$677,995	635%
November	77	\$82,014	\$50,825	\$81,235	\$214,074	51	\$50,513	\$35,310	\$69,630	\$155,453	-27%
December	99	\$35,293	\$51,360	\$80,180	\$166,833	74	\$28,168	\$34,240	\$65,410	\$127,818	-23%
January	62	\$194,196	\$85,065	\$167,745	\$447,006	91	\$23,939	\$71,740	\$45,475	\$141,154	-68%
February	51	\$77,551	\$41,730	\$69,630	\$188,911	58	\$22,782	\$8,560	\$18,990	\$50,332	-73%
March	39	\$8,056	\$29,960	\$59,080	\$97,096	22	\$115,235	\$8,025	\$15,825	\$139,085	43%
April	77	\$28,532	\$33,705	\$56,970	\$119,207	40	\$11,158	\$51,360	\$90,730	\$153,248	29%
May	68	\$283,307	\$131,875	\$65,805	\$480,987						
June	75	\$34,253	\$26,750	\$52,750	\$113,753						
<b>Total</b>	<b>773</b>	<b>\$1,437,754</b>	<b>\$703,205</b>	<b>\$897,260</b>	<b>\$3,038,219</b>	<b>654</b>	<b>\$762,602</b>	<b>\$424,305</b>	<b>\$695,355</b>	<b>\$1,882,262</b>	

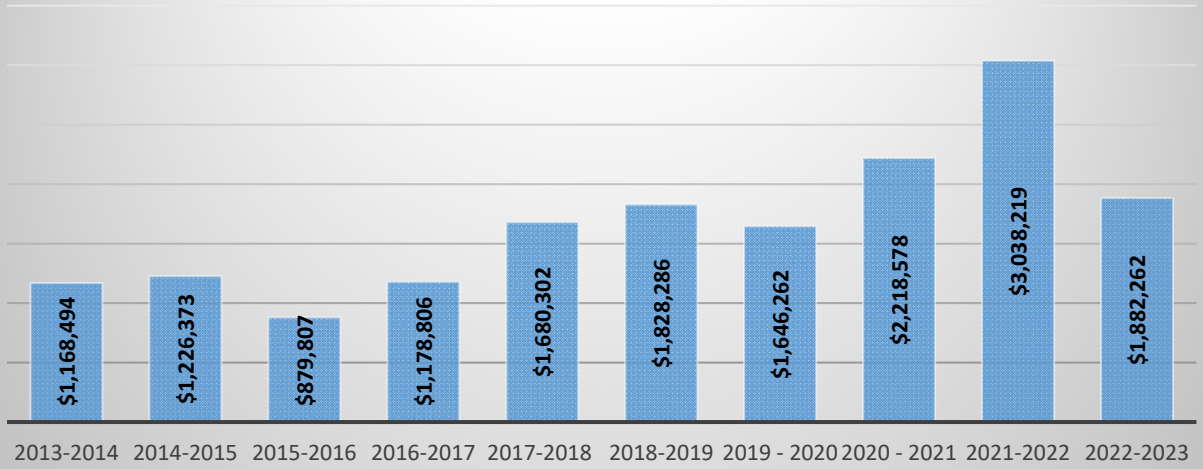
## Comparison of Paid Impact Fees to Date

(Compared to cumulative total at this month in previous fiscal year)

Range	Cases	Fire	Water	Sewer	Total	Cases	Fire	Water	Sewer	Total	% Change from Last year
July - Apr	630	\$1,120,194	\$544,580	\$778,705	\$2,443,479	654	\$762,602	\$424,305	\$695,355	\$1,882,262	-23%



## Impact Fees Collected in Last 10 Years





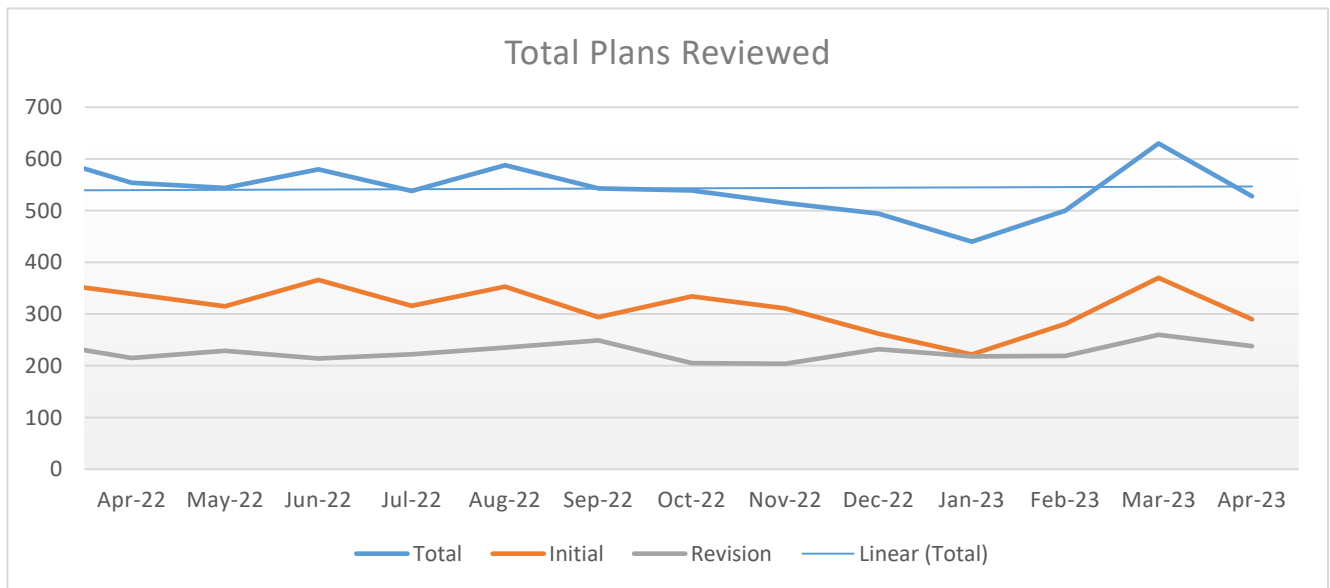
## Comparison of Plan Review

Month	Fiscal Year 2021 - 2022			Fiscal Year 2022 - 2023			Percent Change
	New Plans	Revisions	Total Plans Reviewed	New Plans	Revisions	Total Plans Reviewed	Change from Last Year
July	355	265	620	316	222	538	-13%
August	274	248	522	353	235	588	13%
September	351	256	607	294	249	543	-11%
October	333	185	518	334	205	539	4%
November	309	215	524	311	204	515	-2%
December	303	245	548	262	232	494	-10%
January	265	205	470	222	218	440	-6%
February	309	216	525	281	219	500	-5%
March	363	245	608	370	260	630	4%
April	339	215	554	290	238	528	-5%
May	315	229	544				
June	366	214	580				
<b>Total</b>	<b>3882</b>	<b>2738</b>	<b>6620</b>	<b>3033</b>	<b>2282</b>	<b>5315</b>	

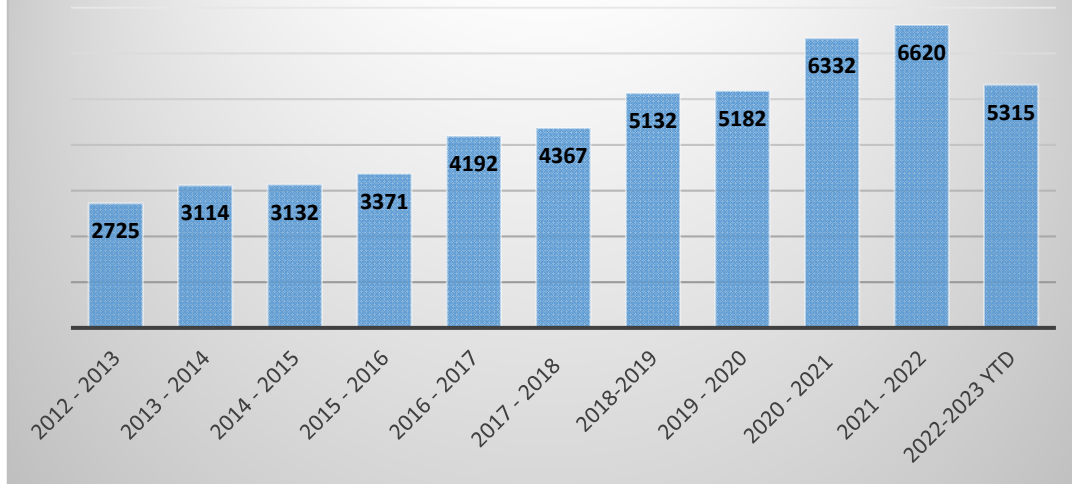
## Comparison of Plan Review to Date

(Compared to cumulative total at this month in previous fiscal year)

Range	Fiscal Year 2020 - 2021	Fiscal Year 2021 - 2022	Percent Change
	Total Plans Reviewed	Total Plans Reviewed	Change Year to Date
<b>July-Apr</b>	<b>5496</b>	<b>5315</b>	<b>-3%</b>



## Plan Reviews in Last 10 Years





# Time by Stage

Date From 4/1/2023 and Date To 4/30/2023

Stage/Plan Type	Initial		Revisions		Total	
	No.	Avg. Days	No.	Avg. Days	No.	Avg. Days
<i>*Review time in business days.</i>						
As-built Plans	4	10.0	2	12.0	6	10.7
Certificate of Appropriateness	1	3.0	1	2.0	2	2.5
Certificate of Occupancy - Commercial	17	3.9	7	8.9	24	5.3
Change Order	12	2.4	4	2.0	16	2.3
<b>Civil Construction Plan</b>	<b>2</b>	<b>14.5</b>	<b>16</b>	<b>8.1</b>	<b>18</b>	<b>8.8</b>
Commercial Change Order	16	3.9	9	3.4	25	3.7
Commercial Paving	0		2	9.0	2	9.0
Construction Trailer	4	4.0	1	3.0	5	3.8
Demolition Plan	4	5.3	1	6.0	5	5.4
Driveway, Patio or Paving Plan	3	1.3	6	2.0	9	1.8
Easement/ROW	0		1	12.0	1	12.0
Electrical Plan	6	3.0	3	3.7	9	3.2
Encroachment - City Streets/ROW	2	10.0	0		2	10.0
Energy Efficiency Test Results	20	1.0	4	1.0	24	1.0
Erosion Control/Stormwater Plan Only	2	10.5	0		2	10.5
Exterior Renovation	2	1.0	0		2	1.0
Feasibility Survey Report	12	5.6	3	5.0	15	5.5
Fence	16	3.4	14	3.5	30	3.4
Fire Alarm System Plan	2	10.0	4	7.8	6	8.5
Fire Sprinkler System Plan	3	4.0	2	3.5	5	3.8
Interior and Exterior Renovation	0		2	6.0	2	6.0
Interior Upfit/Renovations	11	5.0	28	4.0	39	4.3
Lighting Plan	0		2	3.5	2	3.5
Major Site Plan (NR > 20,000 sf or Res > 25 units)	1	13.0	1	14.0	2	13.5
Mechanical Plan	32	2.7	18	2.2	50	2.5
Minor Site Plan (NR < 20,000 sf or Res < 25 units)	0		4	10.0	4	10.0
Minor Subdivision (3 or less new parcels)	4	3.3	1	1.0	5	2.8
<b>Non-Residential Building Plans</b>	<b>3</b>	<b>10.7</b>	<b>15</b>	<b>5.5</b>	<b>18</b>	<b>6.3</b>
On-Site Inspection	1	1.0	0		1	1.0
Other/Miscellaneous	10	4.6	5	3.0	15	4.1
Plat Exemption (no new parcels created)	1	3.0	0		1	3.0
Plumbing Plan	1	4.0	0		1	4.0
Post Construction Landscape Inspection	1	1.0	0		1	1.0
Preconstruction	5	1.0	0		5	1.0
Preconstruction for Building Permit	2	1.0	0		2	1.0
Request to Place Equipment/Furnishings	2	1.0	0		2	1.0

Residential Accessory Structure	10	2.9	8	2.6	18	2.8
Residential Addition	10	2.8	14	2.8	24	2.8
Residential Detached Building Plan	6	2.8	8	3.1	14	3.0
Residential Detached Building Plan (Master Plan on f	2	4.0	0		2	4.0
Residential Repair/Alteration	11	2.5	14	2.0	25	2.2
Retaining Wall	1	3.0	0		1	3.0
Sign Plan	15	5.1	16	2.6	31	3.8
Sketch Plan	4	9.5	3	9.0	7	9.3
Solar Panel	6	7.7	3	3.3	9	6.2
Special Inspections Report	9	1.3	9	1.4	18	1.4
Storage Rack/Shelving Plan	0		3	4.0	3	4.0
Structure Moving Permit	0		2	2.5	2	2.5
Swimming Pool - Residential	3	2.0	2	2.0	5	2.0
Traffic Analysis	2	13.5	0		2	13.5
Utility Service Request	2	13.0	0		2	13.0
ZBA Special Exception/ Variance/ Appeal	3	23.3	0		3	23.3
Zoning Short Term Rental Renewal	1	3.0	0		1	3.0
Zoning Verification Letter	3	5.3	0		3	5.3
<b>Total Initial: 290</b>		<b>Total Revisions: 238</b>		<b>Total Plans: 528</b>		

# Zoning Applications & Activities

April 2023

## Zoning Applications Reviewed

Plan No.	Case No.	Description	No.
----------	----------	-------------	-----

### Planning Commission

#### Rezoning:

20230143	M-2023-05	Petition by Landover One LLC (Warren Norman) to annex & rezone approximately 7.95 acres at 1911, 1919, 1929, 1941, 1953 Sharonwood Lane, 2355 India Hook Road, two unaddressed parcels, and adjacent right-of-way from General Commercial (GC) and Residential Single-Family 40 (RSF-40) in York County to Community Commercial (CC). Tax Parcels 592-00-00-015 & 633-06-01-002 to -007 & -046.	1
20230314	M-2023-09	Petition by the Camp Flight Academy (Vincent Hicklin) to rezone approximately 1.23 acres at 830 S. Spruce Street and adjacent right-of-way from Single-Family 5 (SF-5) to Office and Institutional (OI). Tax Parcel 625-01-03-001.	1
	M-2023-11	Petition by David and Jane West to annex & rezone approximately 5 acres at 2311 Ablewood Road from Rural Development (RUD) in York County to Rural (RU) and Design Overlay District (DOD). Tax Parcel 618-00-00-061 (portion).	1
	M-2023-12	Petition by PFJ Southeast LLC to annex & rezone approximately 40.45 acres at 2435 Mt. Holly Road from General Commercial (GC) in York County to Community Commercial (CC) and Design Overlay District (DOD). Tax Parcel 618-00-00-033.	1
	M-2023-13	Petition by KCS Icebox Lazy Hawk Rd Owner LLC to rezone approximately 42.59 acres at 3623 Lazy Hawk Road, and two unaddressed parcels, from Planned Development (PD) in York County to Industry General (IG) and Design Overlay District (DOD). Tax Parcels 617-00-00-084, -086, and -087.	1
	M-2023-16	Petition by Crenshaw Leasing II LLC to rezone approximately 5.95 acres at 2454 Mt. Holly Road from General Commercial (GC) in York County to Community Commercial (CC) and Design Overlay District (DOD). The subject property is proposed to be annexed into the City of Rock Hill. Tax Parcel 618-00-00-098.	1

#### Preliminary Plats:

20200047		Request by Hackett LTD Partnership (Jay Rinehart) for Preliminary Plat approval for Baker-Farrow Subdivision at 1755 McConnells Hwy.	1
----------	--	--	---

#### Other (Road Names, Food Trucks, etc.):

	M-2023-10	Request by the City of Rock Hill to rename an existing public street from Queensberry Way to Russell Street.	1
		Signage flexibility request for the University Center Master Plan Development event signage.	1

### Zoning Board of Appeals (ZBA)

#### Special Exceptions, Variances, and Appeals:

20230399	Z-2023-09	Request by Jeff Marine for a special exception for a residential use at 444 Pineview Road. The property is zoned General Commercial (GC). Tax map number 630-04-02-004.	1
20222479	Z-2023-10	Request by Paula Tolliver with Christian Brothers Automotive Corporation for a variance to the buffer standards at 1933 Mt. Gallant Road. The property is zoned Limited Commercial (LC). Tax map number 636-00-00-026 and 636-00-00-027.	1
20220237	Z-2023-11	Request by Jessica Corder for a variance to glazing standards at 1383 East Main Street. The property is zoned General Commercial (GC). Tax map number 626-05-04-001.	1

### Rock Hill Board of Historic Review

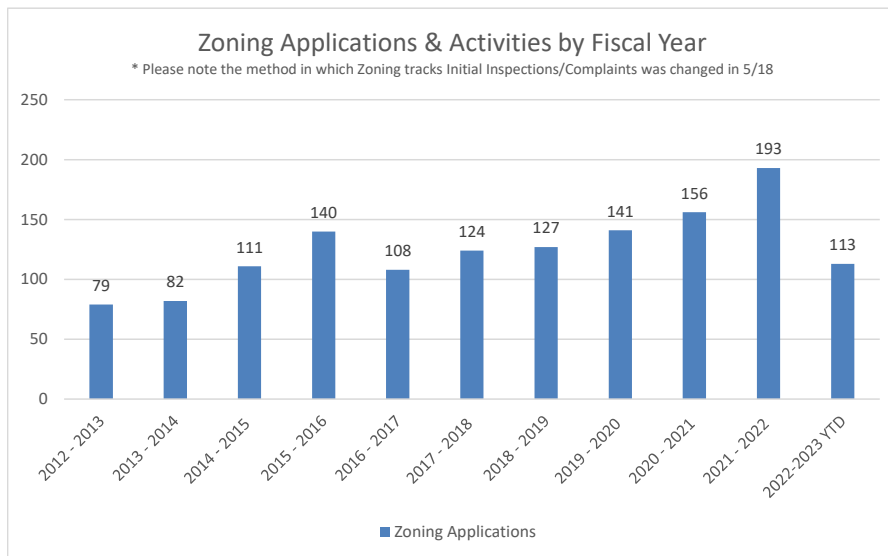
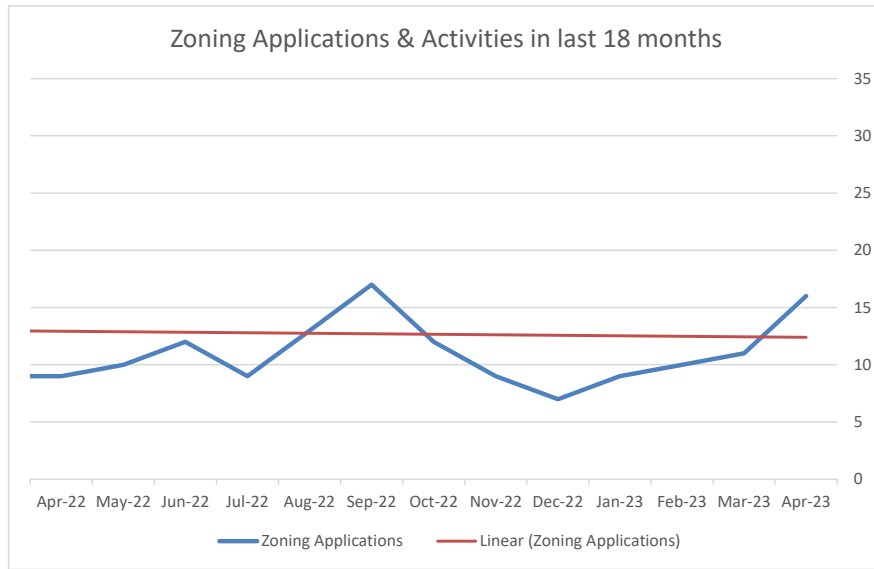
#### Certificates of Appropriateness:

20230603		374 Pendleton St pergola.	1
20230440		331 Marion St roof and foundation repair.	1

<b>Total Applications Received:</b>	<b>14</b>
-------------------------------------	-----------

## Zoning Application & Activities

<b>Fiscal Year 2022 - 2023</b>	<b>July</b>	<b>Aug</b>	<b>Sept</b>	<b>Oct</b>	<b>Nov</b>	<b>Dec</b>	<b>Jan</b>	<b>Feb</b>	<b>March</b>	<b>April</b>	<b>May</b>	<b>June</b>	<b>Total</b>
Annexation	0	3	3	3	1	1	2	1	0	2			<b>16</b>
Major Site Plan	2	0	1	2	0	0	0	1	0	0			<b>6</b>
Planned Development	0	0	0	0	0	0	0	0	0	0			<b>0</b>
Preliminary Plat	1	1	0	0	0	0	0	0	0	1			<b>3</b>
Rezoning	3	4	5	2	3	2	1	1	4	6			<b>31</b>
Text Amendments	0	0	1	0	1	0	0	0	1	0			<b>3</b>
Special Exception/Variance	1	2	3	4	2	0	1	5	2	3			<b>23</b>
Other	0	0	0	0	1	0	2	1	0	2			<b>6</b>
Certificate of Appropriateness	2	3	4	1	1	4	3	1	4	2			<b>25</b>
<b>Total</b>	<b>9</b>	<b>13</b>	<b>17</b>	<b>12</b>	<b>9</b>	<b>7</b>	<b>9</b>	<b>10</b>	<b>11</b>	<b>16</b>	<b>0</b>	<b>0</b>	<b>113</b>



**Business License Services**  
April 2023

Feasibility Meetings	Physical Address	Jobs Created	No of Applications	Feasibility?
Event Venue	161 W. Main St. 102		1	
Raw Bar/Woodfire Grill Restaurant	125 Elk Av		1	
Rock Hill Coffee Roasters	139 E. Main St. Unit 17		1	
Kale Enterprises Inc.	1262 Riverchase Blvd		1	
Auto Repair & Tire Services	933 E. Black St.		1	
Charmed Experience LLC -Small Event Venue	2000 Cherry Rd.		1	
Restaurant	731 E. White St		1	
The Blood Connection Inc.	1157 Herrons Ferry Rd		1	
Renovations to convert residence to a Commercial Use	1034 Charlotte Avenue		1	
Hope Fellowship Church - Commissary	95 Bird St		1	
Calvary Baptist - Pavilion	830 North Jones Avenue		1	
New Owner Walk thru	109 Hampton St.		1	
Cat Cafe	247 E. Mt Gallant Rd Unit 101		1	
Forever Witherspoon - Retail	425 Dave Lyle Blvd S.		1	
Kre8 Kounter- Cocktail Lounge	135 E. Main St Unit 101		1	
<b>Total</b>			<b>15</b>	

**Four**  
businesses were assisted through the whole process beginning with the feasibility inspection

New Businesses with a Commercial Business Location:	Physical Address	Jobs Created	No of Applications	Feasibility?	Type of Business
Event Venue Rock Hill LLC Crystal Ballroom Rock Hill	140 Main St E 200	15	1	Yes	Event Venue
Craft Axe Throwing, LLC Craft Axe	274 NS Columbia Av N 200	6	1	Yes	Axe Throwing Games
Obsessed Nails and Cosmetics LLC	2460 India Hook Rd 204	0	1	No	Licensed Nail Technician
Visionworks Inc	2350 Dave Lyle Blvd 101	6	1	No	Retail Optical Store
OGROCKHILL, LLC	2197 Dave Lyle Blvd	20	1	No	Fitness Center
State Line Diesel Performance LLC	1117 Camden Av	4	1	No	Truck Repair and Maintenance
Guitar Center Music and Arts	2427 Cross Pointe Dr 106	3	1	No	Retail & Rentals of Music Instruments
Jessica Williams LLC B&G Tax	1030 Riverwalk Pkwy 204	4	1	No	Income Tax Service
Navarro Auto Sales LLC	379 Anderson Rd N	2	1	No	Automobile Sales
Royal Eats LLC	415 Dave Lyle Blvd S	4	1	No	Restaurant (without alcohol sales)
Modern Roofing LLC	371 Main St E	4	1	Yes	Specialty Contractor- Roofing, Carpentry & Solar Panel Installation
Bareknuckle Barbershop LLC Ashley's Barbershop	378 Technology Center Way 1212	3	1	No	Barbershop
Clutch Rock Hill LLC Clutch Coffee Bar	2027 Celanese Rd	30	1	No	Coffee Shop
Third Half Brewing Company, LLC Middle James Brewing Company	378 Technology Center Way 1120	5	1	No	Brewery / Restaurant
Nicholas Financial Inc Nicholas Financial Inc	452 Lakeshore Pkwy 115	4	1	No	Financial Services
A&D Equip Sports, LLC	2349 Cherry Rd 65	6	1	No	Sporting Goods Store
Strong Not Sorry, LLC SNS Barbell	739 Galleria Blvd 122	1	1	Yes	Personal Fitness Training
SKY WIRELESS LLC	2349 Cherry Rd 05	3	1	No	Wireless Communications and Retail Sales
SKY WIRELESS LLC	860 Heckle Blvd 300	3	1	No	Retail cell phones and accessories
Come Through Hair LLC	725 Cherry Rd 157B	1	1	No	Hair Stylist
Beacon of Hope Counseling Center, LLC	1035 Oakland Av	2	1	No	Licensed Professional Counselor
Econolite Control Products, Inc Econolite Control Products, Inc	1030 Oakland Av 103	5	1	No	Traffic Systems and Equipment
Shaw & Cannon, LLC	1169 Ebenezer Rd A	5	1	No	Law Firm
Banner Whites Entertainment	129 Oakland Av	42	1	No	Restaurant Serving Beer and Wine
Cibao Barbershop LLC Dkache2	1807 Cherry Rd 133	6	1	No	Beauty Salon
ColorfulCutz	1601 Ebenezer Rd	1	1	No	Cosmetology Salon Suite
SWBC Mortgage Corporation	331 Main St E 200	1	1	No	Mortgage Company
CPR Pool Service	724 Main St W	3	1	No	Pool Service
Images by Rita LLC	135 Main St E 214	1	1	No	Photography Studio
3D Systems Inc	321 Three D Systems Cir	1000	1	No	Manufacturing Warehouse and Storage
The Echols Firm, LLC	224 Oakland Av	1	1	No	Law Firm
Rock Hill Power Plant MT LLC	378 Technology Center Way	0	1	No	Lessor of Commercial Real Estate
Lux Hair Company LLC	1658 Cranium Dr 101	1	1	No	Hair Salon
Affordable Floors and More LLC	955 Black St E 103	6	1	No	Storage Space
Reid Lee LUX	1658 Cranium Dr 101	1	1	No	Cosmetologist
Amanda Questelle	1658 Cranium Dr 101	1	1	No	Cosmetologist
Paige Simpson	1658 Cranium Dr 101	1	1	No	Hair Stylist
Kelly Services Global, LLC.	1445 Riverchase Blvd	15	1	No	Temp Staffing Agency
Kelly Services USA, LLC.	1445 Riverchase Blvd	51	1	No	Temp Staff Agency
<b>Total</b>		<b>1267</b>	<b>39</b>		

New Home-Based Businesses:	Physical Address	Jobs Created	No of Applications	Type of Business
Shield Solutions LLC	1063 Clearbrook Dr	1	1	CPR and CWP Instruction
Clearwater Plumbing Company	733 Confederate Av N	1	1	Residential Plumbing Services
Mo Diva Styles	1910 Paces Landing Av 16	1	1	Online Retail Sales - Beauty Products
Denitra Johnson Mixedfit with DeNitra	560 Gentle Breeze Ln	1	1	Group Fitness Classes
Jetta Clean Inc Jetta Pro Construction	303 Hasty St	1	1	General Contractor - BDS
1015 Fetti Trees	1956 Doby Dr	1	1	Online Clothing Sales
Tiffany McCann Grace and Kate Designs	405 Tralissend St	1	1	Online Retail Sales - Jewelry, keychains, craft
Kevin Hawthorne Kevin Hawthorne Industrial Service	1050 Ebenezer Avenue Ext	1	1	Environmental Consulting Services
Demario Dunifer Mazos Ice Cream Treats and More	1008 Flint Hill St	1	1	Mobile Prepackaged Ice Cream Sales
E Investment Properties, llc	701 Patriot Pkwy 110	0	1	Real Estate Sales
Perry McCaskill Williams	535 Washington St	1	1	Residential Specialty Contractor
Anthony Gourdine Fresh	2330 Brookview Ct	1	1	Pressure Washing Services
Lisa Fudge Baker Fudge	4175 Thomas Sam Dr	1	1	Cakes & Baked Goods
PB and Jade Boutique LLC	747 Mt Gallant Rd	1	1	Retail: Online Boutique, Clothing & Accessorie
3 Percent Realty Advantage LLC	410 Rolling Ridge Rd	0	1	Real Estate Brokerage
<b>Total</b>		<b>13</b>	<b>15</b>	

Business License Exempt:	Physical Address	Jobs Created	No of Applications	Type of Business
Dish Wireless Holdings LLC	1018 NS Harper Gault Rd 102	100	1	Cell Tower Site
<b>Total</b>		<b>100</b>	<b>1</b>	

New Outside City Businesses, Per Job, & One Time Event	City	State	No of Applications	Type of Business
Woods Plumbing Service LLC Woods Plumbing	Fayetteville	NC	1	Mechanical Contractor - PB4
Carolina River Kings, LLC	Rock Hill	SC	1	Outdoor Recreation
Diversified Services & Construction	Fayetteville	NC	1	Mechanical Contractor - EL2
Carolina Plumbing Pro of NC LLC	Stallings	NC	1	Mechanical Contractor - PB2
H2O Drying Solutions LLC	Charlotte	NC	1	Remediation Services
American Builders & Contractors Supply Co., Inc. ABC Supply Co., Inc.	Beloit	WI	1	Delivery Service of Construction Products
Comfort Zone of the Southeast LLC	Rock Hill	SC	1	Mechanical Contractor - AC4
Little Tractor Wexx LLC	Rock Hill	SC	1	Landscaping Service
CoolSys Commercial & Industrial Solutions, Inc CoolSys Commercial & I	Brea	CA	1	General Contractor - BDS Mechanical Contractor - AC5, HT5, RG5, EL 5
NG Investments LLC	Travelers Rest	SC	1	Lessor of Residential Real Estate
Heritage Excavation & Concrete LLC	Rock Hill	SC	1	Grading, Excavation, Concrete, Hauling
Southern National LLC	Raleigh	NC	1	General Contractor - BD2
Becker Morgan Group Inc	Salisbury	MD	1	Architecture Engineering
Piedmont Plumbing and Gas Services	Shelby	NC	1	Mechanical Contractor - PB2
CBS Surveying and Mapping, Inc.	Gaffney	SC	1	Land Surveying
Tradesman Electric	Lancaster	SC	1	Mechanical Contractor - EL2
Tonya J Brown Brown Box Pottery	Rock Hill	SC	1	Event Vendor - Pottery
200 Herlonge LLC	Montebello	NY	1	Lessor of Commercial Real Estate



Rick Russell Electric	Gastonia	SC	1	Mechanical Contractor - EL2
SEL Engineering Services, Inc.	Pullman	WA	1	Engineering Services
Nature's Harmony Soap	Charlotte	NC	1	Event Vendor - Retail Sales of Soaps and Lip Balm
RHFOL Holding Company, LLC.	Monroe	NC	1	Lessor of Commercial Real Estate
Building 4 Bliss, LLC Bliss Plumbing	Charlotte	NC	1	Plumbing Contractor - PB4
BDI Electric Group Inc	Charlotte	NC	1	Mechanical Contractor - EL2
Geo Property Enhancement Group Geo Property Enhancement Group	Indian Trail	NC	1	Landscaping Service
Tip Top Garage Door LLC	Fort Mill	SC	1	Specialty Contractor - Carpentry
LeRoy John Johnson Jr LJ Johnson Electrical Contractor Services	York	SC	1	Mechanical Contractor - EL2
The Sign Factory Inc.	Charlotte	NC	1	Sign Contractor
ADS Security, LLC	West Columbia	SC	1	Burglar & Fire Alarms
CKH Electric LLC CKH Electric LLC	Stokesdale	NC	1	Mechanical Contractor - EL4
El Habanero, LLC	Rock Hill	SC	1	Mobile Food Truck
GTB Construction LLC	Charlotte	NC	1	General Contractor - BD2
Hannah Monroe Kingdom Gardens	Rock Hill	SC	1	Retail Vendor - Farmer's Market
Gabriel T Oprea	Matthews	NC	1	Residential Homebuilder
Excel Electrical Solutions, Inc	Concord	NC	1	Mechanical Contractor - EL5
Andrews Lawn Care	Rock Hill	SC	1	Lawn Care Service
Buenobox Design PLLC Buenobox Architecture	Charlotte	NC	1	Architectural Services
Trane US Inc	Charlotte	NC	1	General Contractor - BD5, BL5Mechanical Contractor - AC5, EL5, HT5, PK5
Blythe Development Company	Charlotte	NC	1	General Contractor - HYS, WL5
Caldwell Plumbing Inc	Clover	SC	1	Mechanical Contractor - PB1
Steven Wesley Shaw	Locust	NC	1	Residential HVAC Contractor
Tyler 2 Construction Inc.	Charlotte	NC	1	General Contractor - BD5
Next Generation Multi Family Plumbing LLC	Bluffton	SC	1	Mechanical Contractor - PB5
Power Home Remodeling Group LLC	Charlotte	NC	1	Residential Specialty Contractor
Electricorp LLC	Rock Hill	SC	1	Mechanical Contractor - EL3
David B Nocella	Greenville	SC	1	General Contractor - BD4
Exterior Solutions of Georgia Bone Dry Roofing Company	North Charleston	SC	1	General Contractor - SR5
Sunrise Fence Sunrise Fence	Monroe	NC	1	Fence Installer
Pro Windows and Siding Company Inc Daryl Boyd & Co LLC	Rock Hill	SC	1	Residential Contractor
Gonzalez Hardscapes and Landscaping	Rock Hill	SC	1	Hardscapes and Landscaping
Stenzel Development LLC	Columbus	NC	1	General Contractor BD4
Latitude 36, Inc. Professional Fire Protection Systems	Norfolk	VA	1	Fire Sprinkler Contractor
palmetto contracting services	Catawba	SC	1	Residential Homebuilder
Colony Construction Management, LLC	Charlotte	NC	1	Construction Management Services
Freedom Forever LLC Freedom Forever South Carolina LLC	Greer	SC	1	General/Mechanical Contractor BD5 EL5
PowerWorks Electric, LLC	Mooreville	NC	1	Mechanical Contractor - EL5
BEC Contracting, LLC	York	SC	1	Mechanical Contractor - EL4
MS Consultants	Columbus	OH	1	Engineering, Architecture & Planning
Great Day Improvements, LLC	Bedford Heights	OH	1	General Contractor - BD2
Bowman Electrical LLC	Columbia	SC	1	Mechanical Contractor - EL4
Ronald Lee Reagle	Edgemoor	SC	1	Residential Home Builder
Adkins Mechanical Service AMS	York	SC	1	Mechanical Contractor - AC2
CMP Fire, LLC	Newark	DE	1	Fire Sprinkler Contractor
Blue Roots Marketing	Charlotte	NC	1	Marketing and Sign Installation
Cohn Construction Services, LLC	Columbia	SC	1	General Contractor - BD5
Queen's Roofing Service	Charlotte	NC	1	Residential Specialty Contractor - Roofing, Vinyl/Aluminum Siding, Carpentry
Concrete Technology Services Mid-Atlantic Inc	Glenn Dale	MD	1	Concrete Cutting & Structural Demolition (Demolition Services)
Grafe Auction Company	Stewartville	MN	1	Online Auction
Burgin Residential and Commercial Services Burgin Roofing Services	Columbia	SC	1	General Contractor - SR3, SS3
Jeffrey Marine	Gastonia	NC	1	Residential Home Builder
Aquatech	Columbia	SC	1	Mechanical Contractor - PB2
Ferrara Buist, LLC	Indian Land	SC	1	General Contractor - BD5
H2 Contracting, LLC	Fayetteville	NC	1	General Contractor - BD4
Wallace-Dunn Heating & AC Inc.	Troy	NC	1	Mechanical Contractor - PK5
Empire Plumbing Company	Concord	NC	1	Mechanical Contractor - PB4
William K Gooding Gooding's Plumbing	Clover	SC	1	Plumbing Contractor
Jencen Architecture LLC	Cleveland	OH	1	Architectural Services
BH Charlotte LLC Blue Haven Pools & Spas	Charlotte	NC	1	General Contractor - SP4
Paul Haynes	Wadmalaw	SC	1	Residential Builder
Touch of Power Solutions LLC	CHARLOTTE	NC	1	Mechanical Contractor - EL1
Queen's Roofing Service LLC	Charlotte	NC	1	Residential Specialty Contractor - Roofing, Vinyl/Aluminum Siding, Carpentry
Mecca Construction	Rock Hill	SC	1	General Contractor - LB2
A&A Asbestos Environmental LLC	Lugoff	SC	1	Asbestos Remediation
Statesville Roofing & Building Restoration, Inc.	Statesville	NC	1	General Contractor - BD5, GGS, SR5
Afrique World Enterprise AWE Diversified Services	Charlotte	NC	1	Demolition Services
Modulux Carolinas	Fort Mill	SC	1	Sign Contractor
Exclusive Homes Roofing and Remodeling Inc	Lancaster	SC	1	Roofing Contractor
Goliath Construction LLC	Jacksonville	NC	1	General Contractor - BD2
<b>Total</b>			<b>88</b>	

<b>Total Businesses Assisted this Month</b>	<b>157</b>
<b>Total Jobs Created this Month</b>	<b>1280</b>
<b>Total Jobs Created this Fiscal Year</b>	<b>3501</b>

**Business Licenses - Total Businesses Assisted**

Fiscal Year	July	Aug	Sept	Oct	Nov	Dec	Jan	Feb	March	April	May	June	Total
2016 - 2017	62	59	68	69	51	38	59	46	78	67	127	81	805
2017 - 2018	117	103	78	95	86	46	122	108	109	148	132	96	1240
2018 - 2019	108	101	97	117	149	60	112	84	141	112	169	186	1436
2019 - 2020	156	178	150	137	119	131	107	105	107	105	114	132	1541
2020 - 2021	170	141	114	126	135	140	157	180	176	180	257	199	1975
2021 - 2022	200	147	163	157	174	180	157	164	229	176	177	165	2089
2022-2023	166	157	136	169	112	148	123	185	148	157			1501

**Jobs Created in Rock Hill from New Businesses**

\* Started tracking jobs in March 2016

Fiscal Year	July	Aug	Sept	Oct	Nov	Dec	Jan	Feb	March*	April	May	June	Total
2016 - 2017	97	69	282	115	160	128	77	113	281	185	128	191	785
2017 - 2018	120	168	143	88	144	53	137	87	78	580	158	238	1994
2018 - 2019	313	95	186	418	138	101	411	212	194	157	1220	205	3650
2019 - 2020	270	499	183	230	211	513	231	234	144	457	167	234	3373
2020 - 2021	361	257	263	210	150	168	250	181	283	268	488	660	3539
2021 - 2022	79	603	317	417	353	239	210	139	320	394	215	215	3501
2022 - 2023	303	339	210	302	159	537	89	150	126	1267			3482

