



06
23

DEVELOPMENT ACTIVITY REPORT





Summary of Development Activities

June 2023

Total Permits Issued	390
Total Valuation of Permits	\$29,873,511
Total Permit Fees Paid	\$152,127

Building Permit Information

Single Family Residences	10	
Attached	0	
Total Valuation	\$ 0	
Average Valuation	\$ 0	
Detached	10	
Total Valuation	\$ 4,318,222	
Average Valuation	\$ 33,266	
Multi-Family Residences	0	
Total Valuation	\$0	
New Commercial Buildings	2	
New Covenant Assembly Church	860 Carolina Ave	\$498,500
VA-Outpatient Facility	459 Lakeshore Pkwy	\$16,154,117
Other Large Commercial Projects		
CL&D Graphic Warehouse upfit	2020 Williams Industrial Blvd	\$628,000
Warehouse upfit	854 Paragon Way	\$710,454
Sushi Restaurant	2474 Cross Pointe Dr	\$1,527,578

Inspections Performed by Building Inspectors

Total Inspections	1270
-------------------	------

Erosion Control Permit Information

Erosion Control Permits Issued	7
---------------------------------------	----------

Demolition Permit Information

Demolitions Performed by the City of Rock Hill	2
Single Family Houses (attached/detached)	2
2 Family Building	0
5 or More Family Building	0
All Other Buildings and Structure	1
Other Demolition Permits	4
Single Family Houses (attached/detached)	0
All Other Buildings and Structures	4

Plan Review Information

Plan Reviews Completed

New Plans	397
<u>Revised Plans</u>	<u>282</u>
Total	679

Zoning Applications & Activities

Zoning Applications	12
----------------------------	----

Open for Business Program

Total Businesses Assisted	164
----------------------------------	-----

Impact Fee Information

Impact Fees Collected

Fire	\$135,713
Water	\$71,155
<u>Wastewater</u>	<u>\$135,040</u>
Total	\$341,908

Total Fees Collected this Month

Permit Fees	\$152,127
<u>Impact Fees</u>	<u>\$341,908</u>
Total	\$494,035

Permits Issued Summary

Date From 6/1/2023 and Date To 6/30/2023

Type	Report Code	No of Permits	Total Valuation	Fees Paid
<i>Building</i>				
	435 - Storage/Accessory Structure	5	\$34,373	\$438
	101 - Single Family Houses Detached	10	\$4,318,222	\$33,266
	319 - Churches & Other Religious	1	\$498,500	\$5,205
	324 - Offices, Banks & Professional	1	\$16,154,117	\$45,769
	329 - Structure other than building	3	\$677,413	\$4,771
	330 - Construction Trailer	3	\$0	\$150
	436 - Single Family Residential Additions or Renovations	45	\$1,051,040	\$10,856
	437 - Non-Residential & Non-Housekeeping	14	\$4,119,743	\$24,932
	1600 - Swimming Pool	4	\$90,480	\$814
	1800 - Commercial Paving Application	1	\$23,500	\$264
<i>Demolition</i>				
	645 - Single Family Houses (attached/detached)	2	\$3,830	\$150
	649 - All Other Buildings and Structures	4	\$349,302	\$200
<i>Electrical</i>				
	800 - Electrical	30	\$138,523	\$2,102
	801 - Fire Alarm	1	\$5,000	\$69
	802 - Solar Panel Installation	14	\$389,584	\$3,733
<i>Fence</i>				
	1500 - Fence	35	\$190,010	\$720
<i>Grading</i>				
	2001 - Erosion Control	7	\$65,000	\$0
<i>Mechanical</i>				
	1000 - Mechanical	61	\$700,952	\$6,958
	1010 - Fire Sprinkler System	5	\$37,888	\$607
	1100 - Gas	8	\$20,317	\$365
<i>Plumbing</i>				
	900 - Plumbing	63	\$234,693	\$3,270
	910 - Residential Backflow Preventor	1	\$2,650	\$485
	920 - Commercial Backflow Preventor	1	\$3,000	\$45
<i>Roofing</i>				
	439 - Roof	50	\$726,504	\$5,840
<i>Sign</i>				
	1300 - Sign	11	\$34,949	\$693
	1301 - Temporary Sign	1	\$1,275	\$100
<i>Temp Use</i>				
	1702 - Temporary Use	2	\$0	\$100
<i>Tent</i>				
	331 - Tent	3	\$0	\$105
<i>Zoning</i>				
	1701 - Residential Zoning	4	\$2,646	\$120



Permits Issued Summary

Date From 6/1/2023 and Date To 6/30/2023

Type	Report Code	No of Permits	Total Valuation	Fees Paid
Total		390	\$29,873,511.00	\$152,127.00

Application Type

Applied in Office:	4
Applied by Mail, Fax or Email:	93
Applied Online:	290

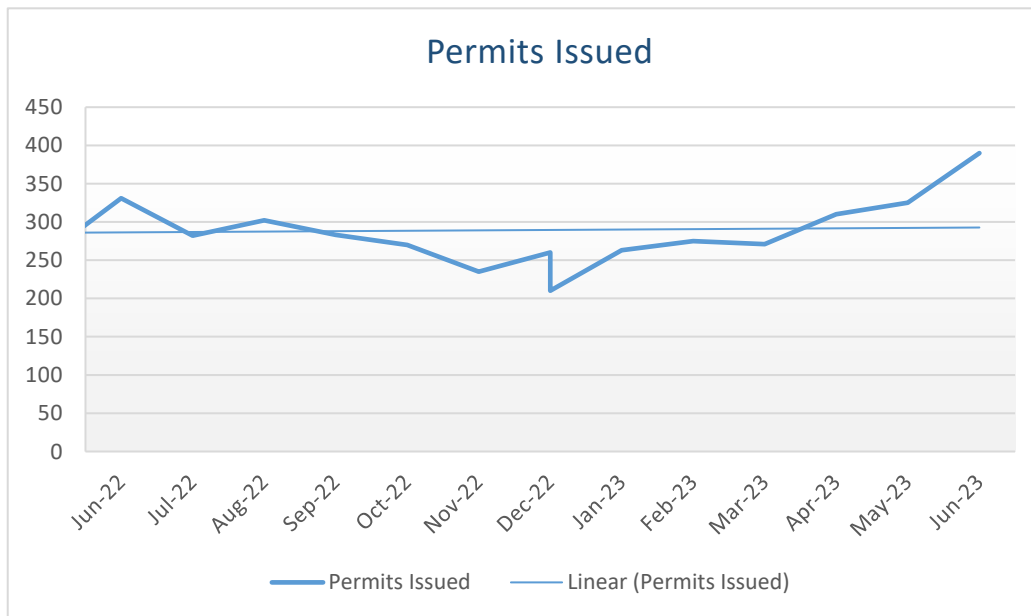
Comparison of Permits Issued

Month	Fiscal Year 2021 - 2022			Fiscal Year 2022 - 2023			Percent Change		
	No. of Permits	Valuation	Fees Paid	No. of Permits	Valuation	Fees Paid	Change in # of Permits from Last Year	Change in Valuations from Last Year	Change in Fees Paid from Last Year
July	287	\$51,661,270	\$62,813	282	\$18,372,992	\$111,051	-2%	-64%	77%
August	286	\$38,021,406	\$123,722	302	\$15,079,435	\$109,507	6%	-60%	-11%
September	295	\$27,649,821	\$115,441	283	\$24,847,958	\$147,309	-4%	-10%	28%
October	254	\$13,610,968	\$87,283	270	\$44,486,935	\$233,798	6%	227%	168%
November	328	\$32,749,760	\$133,556	235	\$87,159,740	\$240,935	-28%	166%	80%
December	260	\$18,560,627	\$116,622	210	\$46,952,043	\$184,894	-19%	153%	59%
January	280	\$47,302,153	\$165,339	263	\$16,146,171	\$110,521	-6%	-66%	-33%
February	254	\$16,056,734	\$98,489	275	\$9,064,484	\$75,725	8%	-44%	-23%
March	305	\$15,516,590	\$89,752	271	\$7,723,560	\$71,555	-11%	-50%	-20%
April	269	\$20,190,419	\$109,973	310	\$29,318,635	\$156,174	15%	45%	42%
May	261	\$12,967,125	\$82,361	325	\$39,046,201	\$183,608	25%	201%	123%
June	331	\$34,824,999	\$154,415	390	\$29,873,511	\$152,127	18%	-14%	-1%
Total	3,410	\$329,111,872	\$1,339,766	3,416	\$368,071,665	\$1,777,204			

Comparison of Permits Issued to Date

(compared to cumulative total at this month in previous fiscal year)

Range	Fiscal Year 2021 - 2022			Fiscal Year 2022 - 2023			Percent Change		
	No. of Permits	Valuation	Fees Paid	No. of Permits	Valuation	Fees Paid	Change in # of Permits to Date	Change in Valuations to Date	Change in Fees Paid to Date
July to June	3,410	\$329,111,872	\$1,339,766	3,416	\$368,071,665	\$1,777,204	0%	12%	33%



Single Family Permits Issued Summary

Date From 6/1/2023 and Date To 6/30/2023

101 - Single Family Houses Detached

<u>Permit Number</u>	<u>Site Address</u>	<u>Permits</u>	<u>Bldgs</u>	<u>Units</u>	<u>Valuation</u>	<u>Fees Paid</u>
202306754	1050 CAVALIER LN	1	1	1	\$338,290	\$2,209
202306756	705 FAIRFAX PL	1	1	1	\$338,290	\$2,209
202306783	444 PINEVIEW RD	1	1	1	\$211,345	\$4,610
202306881	299 LURAY WAY	1	1	1	\$579,274	\$3,213
202306904	423 BLAKE ST	1	1	1	\$274,018	\$2,612
202306968	466 LIGE ST	1	1	1	\$150,000	\$4,585
202306973	624 BELLANOVA CT	1	1	1	\$587,524	\$3,143
202307058	1063 CAVALIER LN	1	1	1	\$515,337	\$2,873
202307062	879 FURR ST	1	1	1	\$224,144	\$1,966
202307222	749 HARBINGER RD	1	1	1	\$1,100,000	\$5,846
	Subtotal	10	10	10	\$4,318,222	\$33,266

Total	10	10	10	\$4,318,222	\$33,266
--------------	-----------	-----------	-----------	--------------------	-----------------

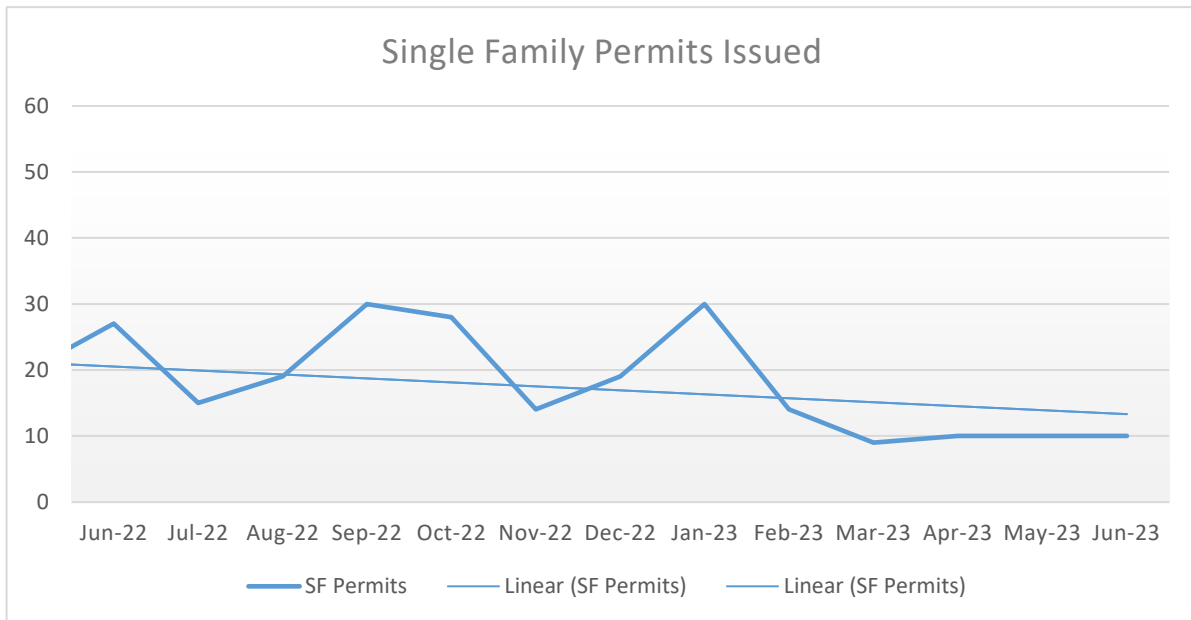
Comparison of Single Family Permits Issued

Month	Fiscal Year 2021 - 2022			Fiscal Year 2022 - 2023			Percent Change		
	No. of Permits	Valuation	Fees Paid	No. of Permits	Valuation	Fees Paid	Change in # of Permits from Last Year	Change in Valuations from Last Year	Change in Fees Paid from Last Year
July	16	\$5,369,117	\$31,630	15	\$4,775,278	\$43,612	-6%	-11%	38%
August	18	\$3,837,892	\$39,774	19	\$6,821,489	\$59,399	6%	78%	49%
September	15	\$4,044,942	\$28,342	30	\$10,797,135	\$78,157	100%	167%	176%
October	28	\$7,993,277	\$53,006	28	\$9,106,446	\$73,592	0%	14%	39%
November	26	\$6,227,748	\$54,400	14	\$5,659,619	\$35,799	-46%	-9%	-34%
December	34	\$9,801,252	\$70,244	19	\$8,121,767	\$47,337	-44%	-17%	-33%
January	15	\$4,126,106	\$31,129	30	\$9,760,597	\$66,989	100%	137%	115%
February	17	\$4,845,096	\$40,866	14	\$4,485,989	\$33,372	-18%	-7%	-18%
March	14	\$4,042,461	\$30,045	9	\$2,090,210	\$25,629	-36%	-48%	-15%
April	25	\$6,630,101	\$5,495	10	\$3,782,973	\$33,927	-60%	-43%	517%
May	20	\$5,812,437	\$42,155	10	\$2,472,699	\$25,314	-50%	-57%	-40%
June	27	\$7,600,603	\$54,879	10	\$4,318,222	\$33,266	-63%	-43%	-39%
Total	255	\$70,331,032	\$481,965	208	\$72,192,424	\$556,393			

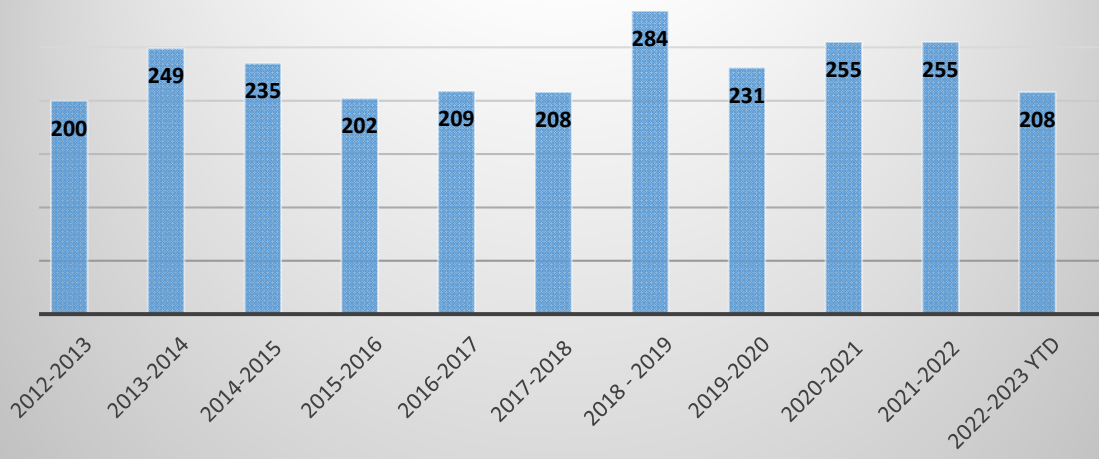
Comparison of Single-Family Permits Issued to Date

(compared to cumulative total at this month in previous fiscal year)

Range	Fiscal Year 2020 - 2021			Fiscal Year 2021 - 2022			Percent Change		
	No. of Permits	Valuation	Fees Paid	No. of Permits	Valuation	Fees Paid	Change in # of Permits to Date	Change in Valuations to Date	Change in Fees Paid to Date
July - June	255	\$70,331,032	\$481,965	208	\$72,192,424	\$556,393	-18%	3%	15%



Single Family Permits Issued in Last 10 Years



Comparison of Multi-Family Permits Issued

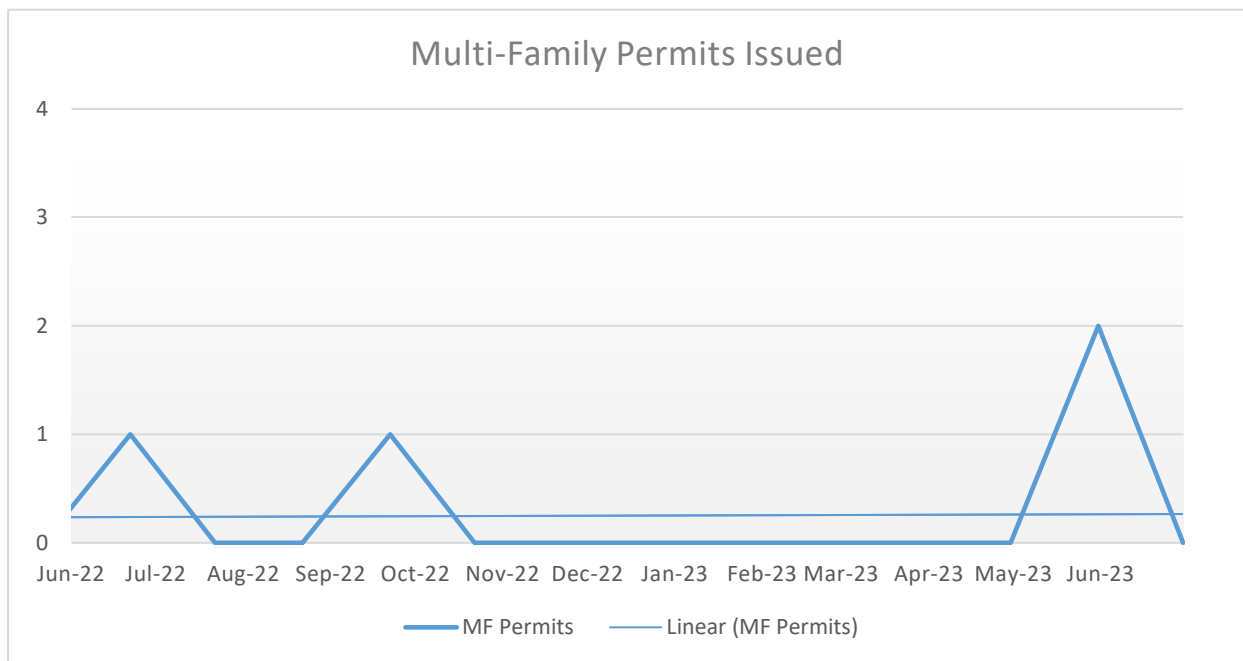
<i>Fiscal Year 2021 - 2022</i>					<i>Fiscal Year 2022 - 2023</i>				
Month	No. of Bldgs.	# of Units	Valuation	Fees Paid	No. of Bldgs.	# of Units	Valuation	Fees Paid	Change in # of permits
July	0	0	\$0	\$0	0	0	\$0	\$0	.
August	1	145	\$15,509,420	\$1,344	0	0	\$0	\$0	-100%
September	0	0	\$0	\$0	1	47	\$7,099,648	\$21,132	.
October	0	0	\$0	\$0	0	0	\$0	\$0	.
November	0	0	\$0	\$0	0	0	\$0	\$0	.
December	0	0	\$0	\$0	0	0	\$0	\$0	.
January	0	0	\$0	\$0	0	0	\$0	\$0	.
February	0	0	\$0	\$0	0	0	\$0	\$0	.
March	0	0	\$0	\$0	0	0	\$0	\$0	.
April	0	0	\$0	\$0	0	0	\$0	\$0	.
May	0	0	\$0	\$0	4	100	\$20,736,287	\$65,338	.
June	1	136	\$20,000,000	\$51,788	0	0	\$0	\$0	.
Total	2	281	\$35,509,420	\$53,132	5	147	\$27,835,935	\$86,470	150%

8/21- Permit issued in phases. Currently on hold pending collection of additional permit fees.

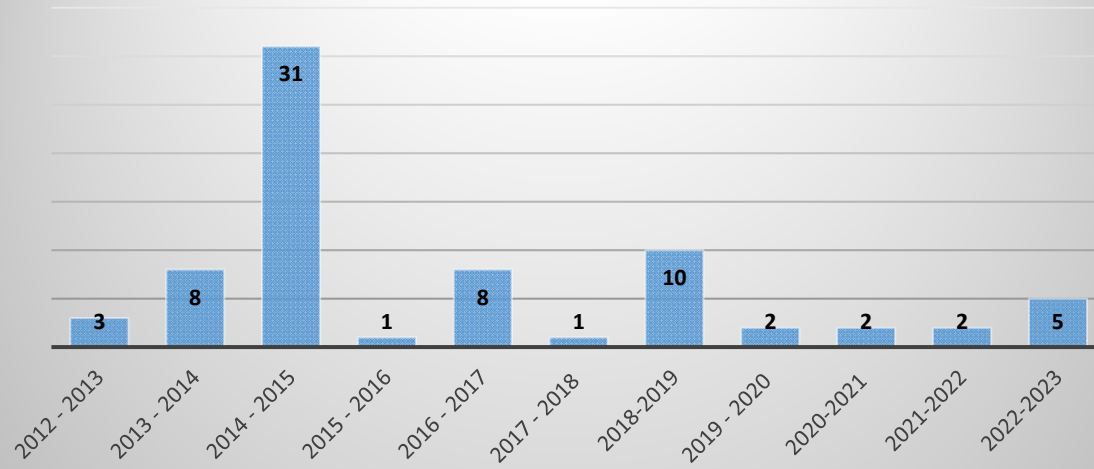
Comparison of Multi-Family Permits Issued to Date

(compared to cumulative total at this month in previous fiscal year)

<i>Fiscal Year 2020 - 2021</i>					<i>Fiscal Year 2021 - 2022</i>				
Range	No. of Bldgs.	# of Units	Valuation	Fees Paid	No. of Bldgs.	# of Units	Valuation	Fees Paid	Change in Valuation
July - June	2	281	\$35,509,420	\$53,132	5	147	\$27,835,935	\$86,470	-22%



Multi-Family Permits Issued in Last 10 Years





Non-Residential Permits

Date From 6/1/2023 and Date To 6/30/2023

Type	Report Code	Permit Issue Date	Permit #	Permit Address	Contractor	Contractor Phone	Valuation
Building	319 - Churches & Other Religious	06/06/2023	202306840	860 CAROLINA AV	Malcolm Montgomery - S and S Construction Co LLC	803-536-9775	\$498,500
<p>New Church building and parking. New Covenant Assembly Church. Setbacks approved as shown on site plan. Setbacks measured from exterior building wall per section 6.5.6 and 6.6 of RH Zoning Ordinance. Subcontractors included in permit. Project 20191634</p>							
Building	324 - Offices, Banks & Professional	06/13/2023	202307054	459 LAKESHORE PKWY	David E Looper - David E Looper and Company Inc	828-324-1284	\$16,154,117
<p>Construction of a new 26,548 sq ft VA- Outpatient Facility. Setbacks approved as shown on site plan. Subcontractors included in permit. Project#20201475</p>							
Building	437 - Non-Residential & Non-Housekeeping	06/29/2023	202307518	808 MAIN ST E	William Douglas Feemster - Feemster Electric Co	803-230-6112	\$500
<p>replace fascia boards</p>							
Building	437 - Non-Residential & Non-Housekeeping	06/01/2023	202306726	199 HERLONG AV S	Willie Frederick - J and F Construction	803-235-1016	\$1,000
<p>Installing Doors and Framing</p>							
Building	437 - Non-Residential & Non-Housekeeping	06/28/2023	202307484	374 PENDLETON ST	Sarina Zimmer - Sarina Zimmer	803-735-6009	\$2,000
<p>Install Pergola to use as a carport. Setbacks approved as shown on site plan. Setbacks measured from exterior building wall per section 6.5.6 and 6.6 of RH Zoning Ordinance. No subcontractors included in permit. Project 20230603</p>							
Building	437 - Non-Residential & Non-Housekeeping	06/05/2023	202306822	1676 CELANESE RD A	Seth Worden - Champion Services	803-329-7898	\$7,427
<p>Allstate Insurance-Blake Crook 1676 Celanese Road Rock Hill SC 29732 Remove current windows and Replace with 16 vinyl windows Project 20230904</p>							
Building	437 - Non-Residential & Non-Housekeeping	06/26/2023	202307448	231 HERLONG AV S 101	Roger J Hendrick - Hendrick Construction Inc	704-887-0280	\$7,500
<p>Interior upfit. Build small int. non-bearing non-rated partition wall & add new door to separate patients area from admin area. No subcontractors included in permit. Project 20230943</p>							
Building	437 - Non-Residential & Non-Housekeeping	06/26/2023	202307432	1034 CHARLOTTE AV	Danny W Rogers - Paul Davis Restoration of Rock Hill	803-329-1140	\$15,250
<p>Interior Upfit: Adding a wall to for a hallway and to add 1 office, adding 1 light switch. Repair of ramp (not replacing, but repairing rotted wood for new wood). Closing in 1 small wall, opening 1 wall in kitchen. Project 20220645</p>							
Building	437 - Non-Residential & Non-Housekeeping	06/26/2023	202307455	927 MAIN ST E	Baxter Simpson - Apple Tree Contractors	803-324-3104	\$55,000
<p>Add four (4) new "smash" rooms and one (1) new closet in rear area; remove one (1) drink fountain & add mop sink; make restroom ADA; minor electrical demo (no new wiring); add bollards. Subcontractors included in permit. Project 20230390</p>							
Building	437 - Non-Residential & Non-Housekeeping	06/21/2023	202307309	465 SPRINGDALE RD	Jake Crowley - RMH Systems	515-987-7940	\$126,945
<p>Racking Installation in Warehouse No subcontractors included in permit. Project#20221430</p>							



Non-Residential Permits

Date From 6/1/2023 and Date To 6/30/2023

Type	Report Code	Permit Issue Date	Permit #	Permit Address	Contractor	Contractor Phone	Valuation
Building	437 - Non-Residential & Non-Housekeeping Fire Access Door- Phase 2. TJ Max 785 Paragon Prospect. Subcontractors included in permit. Project 20222104	06/28/2023	202307506	782 PARAGON WAY	Brad Boyles - Moss Boyles Construction LLC	980-241-8509	\$299,500
Building	437 - Non-Residential & Non-Housekeeping Interior renovation for addition of Ink Room CLD Graphics. Subcontractors included in permit. Legacy Park East Phase 1B Building 7. Project 20181266	06/15/2023	202307167	2020 WILLIAMS INDUSTRIAL BLVD 101	Kurtis Nigro - SL Management Group Southeast	704-251-2040	\$355,000
Building	437 - Non-Residential & Non-Housekeeping Installation of pallet racking into existing warehouse facility Subcontractors included in permit. TJ Maxx Storage Rack/Shelving Plan. Project#20222104	06/07/2023	202306873	782 PARAGON WAY	Tyler Doyle - Storage Solutions Inc	913-340-8317	\$383,589
Building	437 - Non-Residential & Non-Housekeeping Interior upfit for CL&D Graphics Warehouse/Production area. Subcontractors included in permit. Project 20181266	06/01/2023	202306728	2020 WILLIAMS INDUSTRIAL BLVD 101	Kurtis Nigro - SL Management Group Southeast	704-251-2040	\$628,000
Building	437 - Non-Residential & Non-Housekeeping Interior renovation including some interior demo for new monorail system and exterior unconditioned compressor room. Subcontractors included in permit. Project 20230174	06/21/2023	202307324	854 PARAGON WAY	Curtis Trenkelbach - Intercon Building Company LLC	704-622-0746	\$710,454
Building	437 - Non-Residential & Non-Housekeeping Interior and exterior remodel - New exterior rack enclosure, interior and exterior demolition, relocate CO2 tank in new cabinet, new dairy and produce shop-in coolers, new and remodeled fresh department, new sushi tenant. Subcontractors included in permit. Project 20222328	06/20/2023	202307298	2474 CROSS POINTE DR	Michael Arasin - Fulcrum Construction LLC	770-612-8005	\$1,527,578

Grand Total Valuation **\$20,772,360.00**

Total Permits Issued **16**

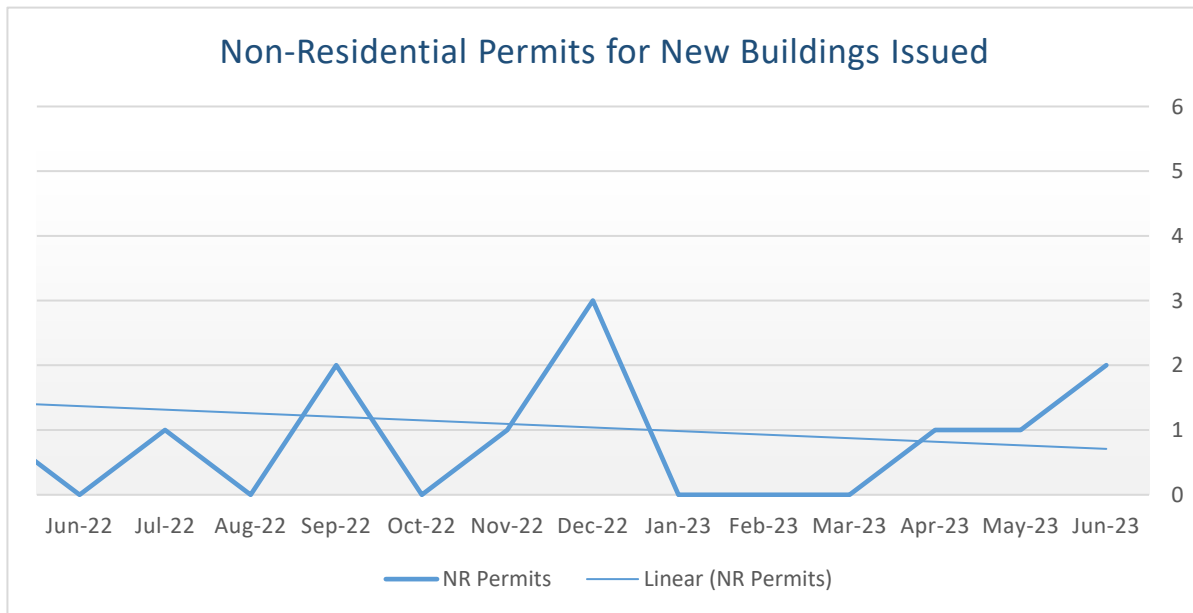
Comparison of Non-Residential Building Permits for New Buildings

Month	Fiscal Year 2021 - 2022			Fiscal Year 2022 - 2023			Percent Change		
	No. of Permits	Valuation	Fees Paid	No. of Permits	Valuation	Fees Paid	Change in # of Permits from Last Year	Change in Valuations from Last Year	Change in Fees Paid from Last Year
July	2	\$42,247,701	\$2,038	1	\$2,498,790	\$8,035	-50%	-94%	294%
August	3	\$8,714,906	\$29,441	0	\$0	\$0	-100%	-100%	-100%
September	3	\$13,784,108	\$40,240	2	\$2,181,706	\$11,568	-33%	-84%	-71%
October	0	\$0	\$0	1	\$21,200,303	\$81,952	.	.	.
November	4	\$10,808,700	\$34,159	1	\$78,186,722	\$178,748	-75%	623%	423%
December	2	\$4,610,020	\$16,818	3	\$6,524,874	\$23,302	50%	42%	39%
January	2	\$30,249,959	\$78,208	0	\$0	\$0	-100%	-100%	-100%
February	4	\$6,365,204	\$24,528	0	\$0	\$0	-100%	-100%	-100%
March	2	\$3,630,532	\$14,006	0	\$0	\$0	-100%	-100%	-100%
April	1	\$9,778,855	\$26,235	1	\$9,835,422	\$28,622	0%	1%	9%
May	1	\$670,842	\$3,054	1	\$2,039,938	\$10,682	0%	204%	250%
June	0	\$0	\$0	2	\$16,652,617	\$50,974	.	.	.
Total	24	\$130,860,827	\$268,727	12	\$139,120,372	\$393,883			

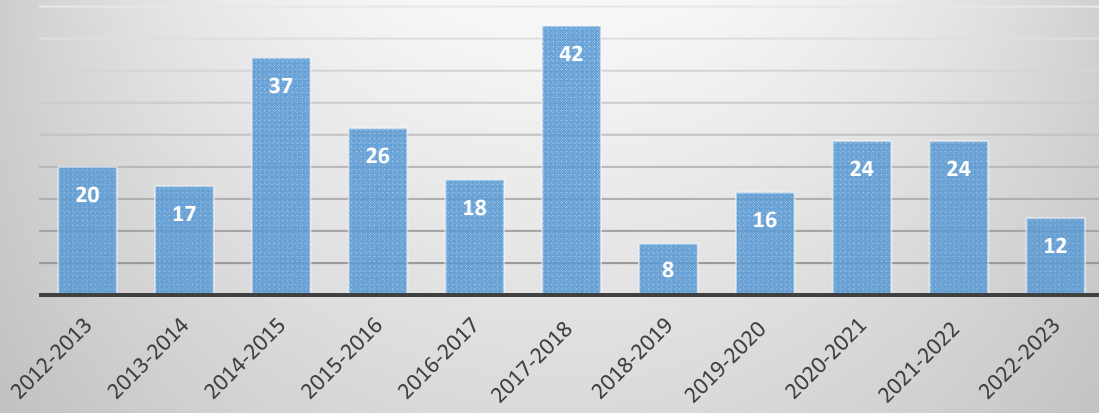
Comparison of Non-Residential Permits for New Buildings Issued to Date

(compared to cumulative total at this month in previous fiscal year)

Range	Fiscal Year 2020 - 2021			Fiscal Year 2021 - 2022			Percent Change		
	No. of Permits	Valuation	Fees Paid	No. of Permits	Valuation	Fees Paid	Change in # of Permits to Date	Change in Valuations to Date	Change in Fees Paid to Date
July - June	24	\$130,860,827	\$268,727	12	\$139,120,372	\$393,883	-50%	6%	47%



Non-Residential Permits for New Buildings Issued in Last 10 Years



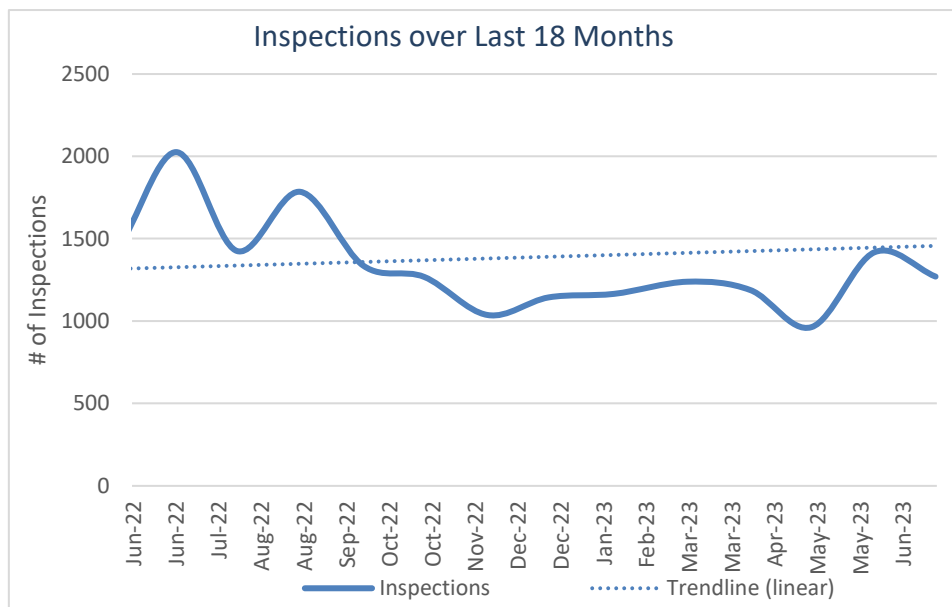
Comparison of Building Inspections

<i>Fiscal Year 2021 - 2022</i>		<i>Fiscal Year 2022 - 2023</i>		<i>Percent Change</i>	
Month	No. of Inspections	No. of Inspections	Change from Last Year	Avg. No. Inspect. Per Day	Stop Work Notices
July	1215	1426	17%	32	6
August	1248	1785	43%	30	2
September	1559	1337	-14%	24	10
October	1287	1269	-1%	25	3
November	1475	1037	-30%	19	1
December	1509	1145	-24%	23	3
January	1157	1165	1%	22	4
February	1531	1239	-19%	15	17
March	1414	1190	-16%	12	11
April	1327	963	-27%	12	1
May	1400	1419	1%	21	12
June	2026	1270	-37%	16	14
Total	17,148	15,245			

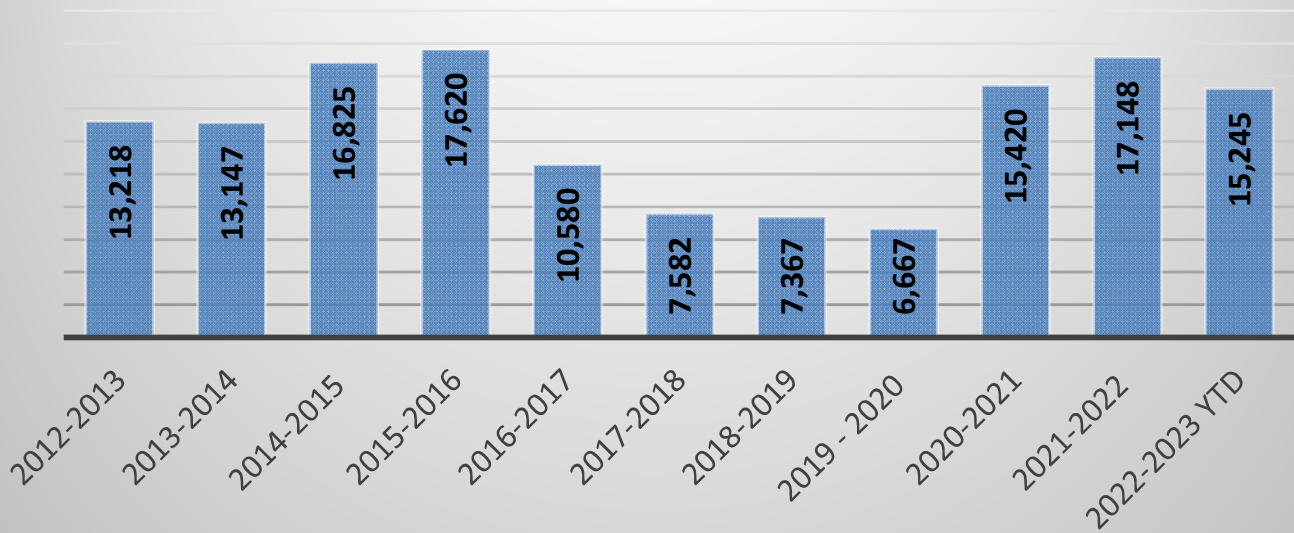
Comparison of Building Inspections to Date

(compared to cumulative total at this month in previous fiscal year)

<i>Fiscal Year 2021 - 2022</i>		<i>Fiscal Year 2022 - 2023</i>		<i>Percent Change</i>
Range	No. of Inspections			Change Year to Date
July to June	17,148	15,245		-11%



Building Inspections in the Last 10 Years



Demolition Permits

Date From 6/1/2023 and Date To 6/30/2023

Type	Report Code	Permit Issue Date	Permit #	Permit Address	Contractor	Contractor Phone	Valuation
Demolition	645 - Single Family Houses (attached/detached) Demo Single Family House. Project 20230994	06/08/2023	202306914	150 GLENWOOD DR	Trey Parrish - City of Rock Hill Trey Parrish	803-280-4795	\$350
Demolition	645 - Single Family Houses (attached/detached) Remove one small chimney, demo drywalls (non-loadbearing, demo bathroom and kitchen fixtures) Project 20230762	06/22/2023	202307362	445 DAVE LYLE BLVD S	Shanda Nelson - Shanda Nelson	803-448-4401	\$3,480
Demolition	649 - All Other Buildings and Structures Remove mobile home and storage buildings. Project 20230993	06/08/2023	202306915	11701/2 WILLIAMS ST	Trey Parrish - City of Rock Hill Trey Parrish	803-280-4795	\$350
Demolition	649 - All Other Buildings and Structures Interior selective non-structural demolition. Fun Outdoor Living. Project 20230128	06/13/2023	202307044	1031 ANDERSON RD N	Joseph D Watson - Simon and Watson Construction Inc		\$58,000
Demolition	649 - All Other Buildings and Structures Interior Demolition of existing space for upfit of new Family Entertainment Center. Most items to remain for future bowling. Kitchen/bar to remain as is. No subcontractors included in permit. Project#20231124	06/21/2023	202307332	2225 DAVE LYLE BLVD	Randal Scott Worley - Forza Group, Inc.	770-632-0828	\$110,952
Demolition	649 - All Other Buildings and Structures Demolition to Remove Standing Seam Metal Panels. Project 20231008	06/14/2023	202307123	650 TINSLEY WAY	James Patterson - ONSITE CONSTRUCTION SERVICES LLC	980-219-8727	\$180,000

Totals			
645 - Single Family Houses (attached/detached)	2	Grand Total Valuation	\$353,132.00
646 - 2 Family Buildings	0	Total Permits Issued	6
647 - 3 & 4 Family Buildings	0		
648 - 5 or More Family Buildings	0		
649 - All Other Buildings & Structures	4		



Grading Permits

Date From 6/1/2023 and Date To 6/30/2023

Type	Report Code	Permit Issue Date	Permit #	Permit Address	Contractor	Contractor Phone	Valuation
Grading	2001 - Erosion Control	06/12/2023	202307023	613 EVELYN ST	Harold A Barfield - Barfield Grading Inc	803-547-4354	\$0
OKAY TO ISSUE GRADING PERMIT PAID \$250 This Permit is NOT VALID and no work may begin until AFTER the pre-construction meeting. Project 20140301							
Grading	2001 - Erosion Control	06/20/2023	202307289	280 PORTER RD	Brandon Kenny - Altura Construction Group LLC	704-281-6390	\$0
280/340 Porter Rd This Permit is NOT VALID and no work may begin until AFTER the pre-construction meeting. Paid 250.00 Nucycle Recycling Project 20230145							
Grading	2001 - Erosion Control	06/21/2023	202307323	701 GRIER ST	Marty King - Meck Mechanical LLC	803-493-0749	\$0
OKAY TO ISSUE GRADING/SITE PERMIT PAID \$1500.00. This Permit is NOT VALID and no work may begin until AFTER the pre-construction meeting. Project 20201741							
Grading	2001 - Erosion Control	06/27/2023	202307456	446 AIRPORT RD	Ken L Spears - Ken L Spears General Contractor	803-366-3509	\$0
Approved for grading for new utility building Rock Hill / York Co Airport. Project 20230492 This Permit is NOT VALID and no work may begin until AFTER the pre-construction meeting. Paid \$250							
Grading	2001 - Erosion Control	06/06/2023	202306855	2394 EDEN TER	Frank Blythe - Blythe Development Company	704-588-0023	\$0
Approved for grading for Hutchinson tract owned by City of Rock Hill. Project 20191405 This Permit is NOT VALID and no work may begin until AFTER the pre-construction meeting.							
Grading	2001 - Erosion Control	06/08/2023	202306936	609 ANDERSON RD N	David Johnson - Barton Contracting Corp	704-910-4264	\$0
Approved for Grading for Burnout Garage. Project#20202320 Paid \$250. This Permit is NOT VALID and no work may begin until AFTER the pre-construction meeting.							
Grading	2001 - Erosion Control	06/09/2023	202306977	1960 LANGSTON ST	Andrew Tucker - Hux Contracting LLC	704-412-1283	\$65,000
Addition of parking lot on the southside of the building. Limits of disturbance will be less than an acre. Draining patterns maintained. This includes the grading permit Setbacks approved as shown on site plan. No subcontractors included in permit. Paid \$250.00 Project 20221097							

Grand Total Valuation **\$65,000.00**

Total Permits Issued **7**

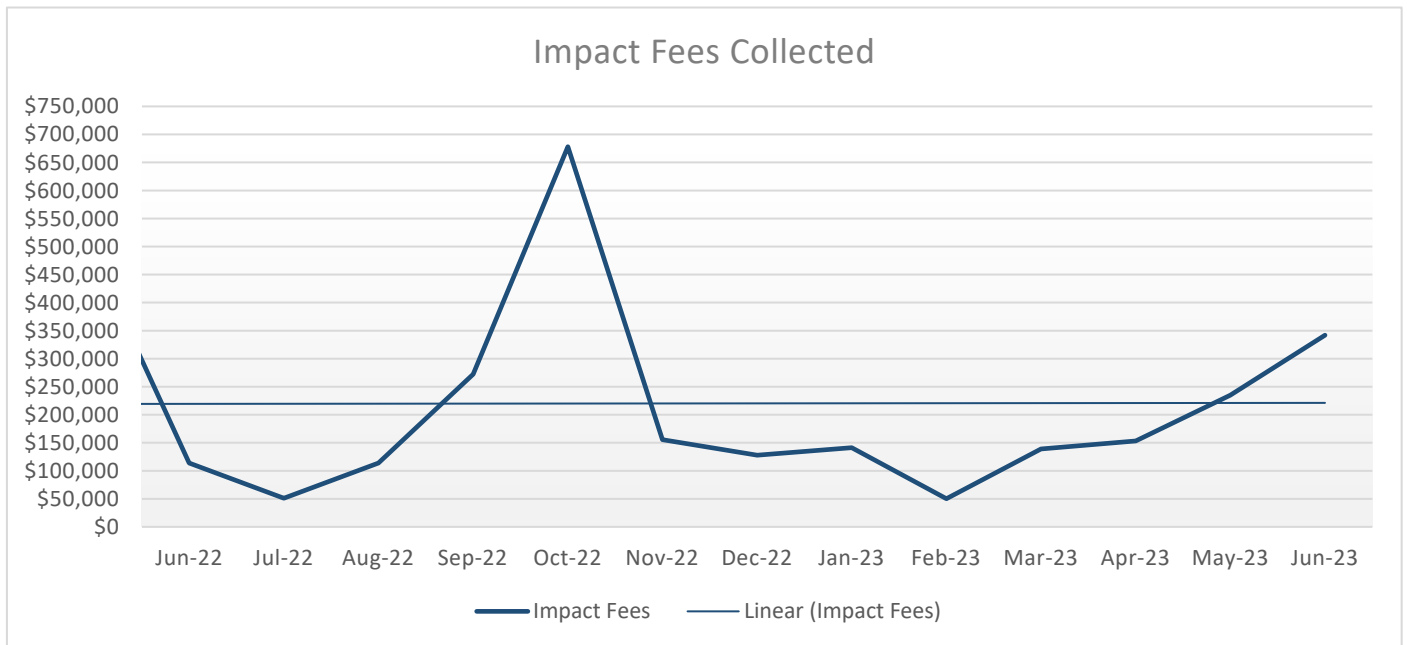
Comparison of Paid Impact Fees

Month	Fiscal Year 2021 - 2022					Fiscal Year 2022 - 2023					% Change from Last year
	Cases	Fire	Water	Sewer	Total	Cases	Fire	Water	Sewer	Total	
July	40	\$9,672	\$16,585	\$27,430	\$53,687	39	\$10,942	\$12,840	\$27,430	\$51,212	-5%
August	61	\$475,416	\$154,030	\$83,460	\$712,906	89	\$18,804	\$35,845	\$59,080	\$113,729	-84%
September	55	\$190,325	\$56,710	\$104,445	\$351,480	95	\$51,166	\$78,645	\$142,425	\$272,236	-23%
October	69	\$19,139	\$24,610	\$48,530	\$92,279	95	\$429,895	\$87,740	\$160,360	\$677,995	635%
November	77	\$82,014	\$50,825	\$81,235	\$214,074	51	\$50,513	\$35,310	\$69,630	\$155,453	-27%
December	99	\$35,293	\$51,360	\$80,180	\$166,833	74	\$28,168	\$34,240	\$65,410	\$127,818	-23%
January	62	\$194,196	\$85,065	\$167,745	\$447,006	91	\$23,939	\$71,740	\$45,475	\$141,154	-68%
February	51	\$77,551	\$41,730	\$69,630	\$188,911	58	\$22,782	\$8,560	\$18,990	\$50,332	-73%
March	39	\$8,056	\$29,960	\$59,080	\$97,096	22	\$115,235	\$8,025	\$15,825	\$139,085	43%
April	77	\$28,532	\$33,705	\$56,970	\$119,207	40	\$11,158	\$51,360	\$90,730	\$153,248	29%
May	68	\$283,307	\$131,875	\$65,805	\$480,987	38	\$77,890	\$53,500	\$103,390	\$234,780	-51%
June	75	\$34,253	\$26,750	\$52,750	\$113,753	37	\$135,713	\$71,155	\$135,040	\$341,908	201%
Total	773	\$1,437,754	\$703,205	\$897,260	\$3,038,219	729	\$976,205	\$548,960	\$933,785	\$2,458,950	

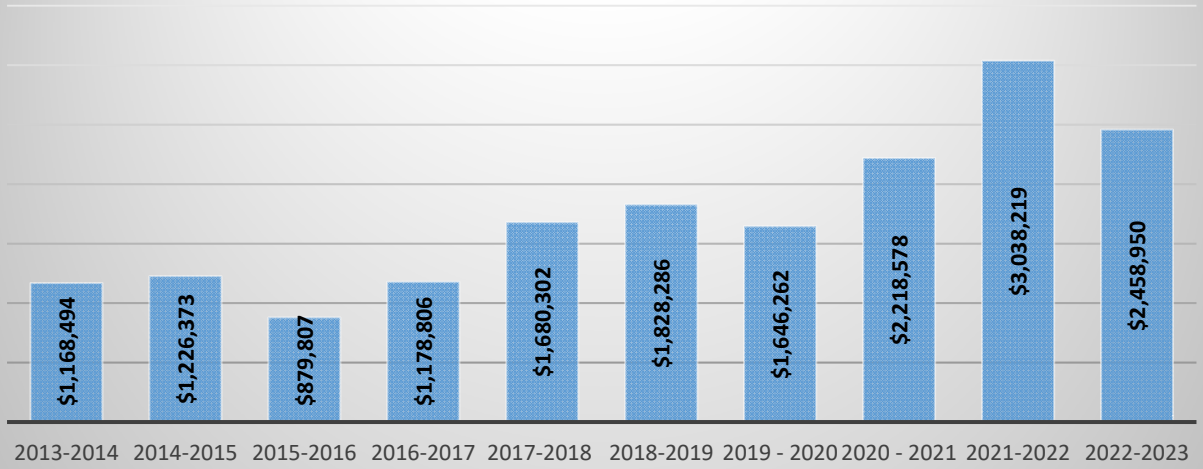
Comparison of Paid Impact Fees to Date

(Compared to cumulative total at this month in previous fiscal year)

Range	Cases	Fire	Water	Sewer	Total	Cases	Fire	Water	Sewer	Total	% Change from Last year
July - June	773	\$1,437,754	\$703,205	\$897,260	\$3,038,219	729	\$976,205	\$548,960	\$933,785	\$2,458,950	-19%



Impact Fees Collected in Last 10 Years



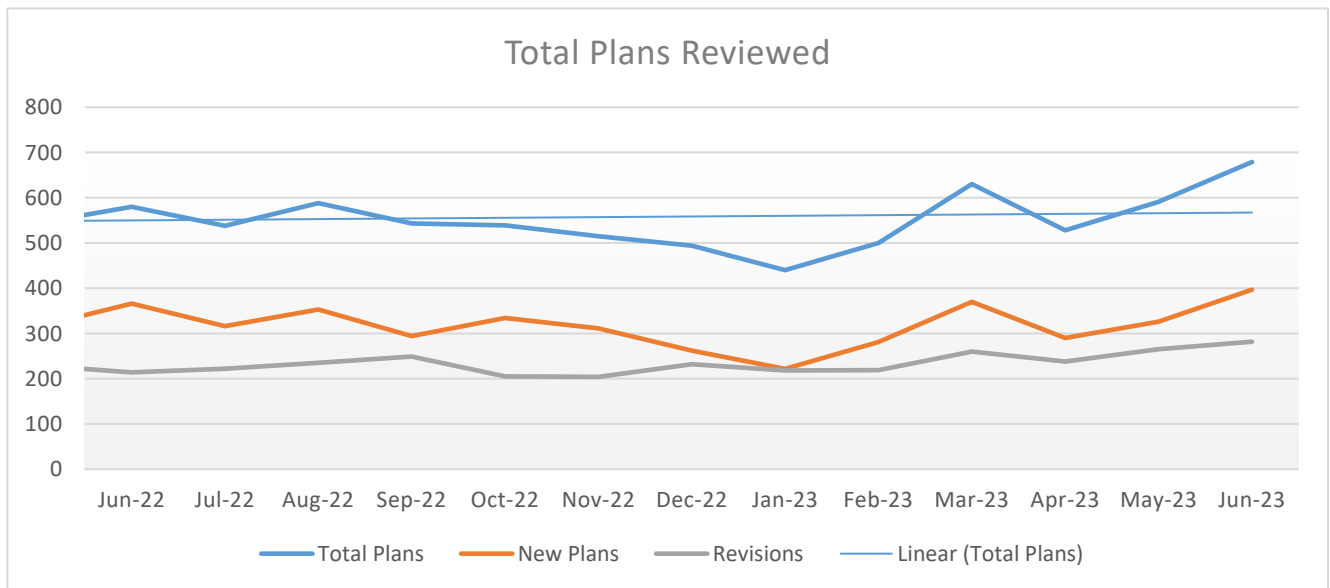
Comparison of Plan Review

Month	Fiscal Year 2021 - 2022			Fiscal Year 2022 - 2023			Percent Change
	New Plans	Revisions	Total Plans Reviewed	New Plans	Revisions	Total Plans Reviewed	Change from Last Year
July	355	265	620	316	222	538	-13%
August	274	248	522	353	235	588	13%
September	351	256	607	294	249	543	-11%
October	333	185	518	334	205	539	4%
November	309	215	524	311	204	515	-2%
December	303	245	548	262	232	494	-10%
January	265	205	470	222	218	440	-6%
February	309	216	525	281	219	500	-5%
March	363	245	608	370	260	630	4%
April	339	215	554	290	238	528	-5%
May	315	229	544	326	265	591	9%
June	366	214	580	397	282	679	17%
Total	3882	2738	6620	3756	2829	6585	

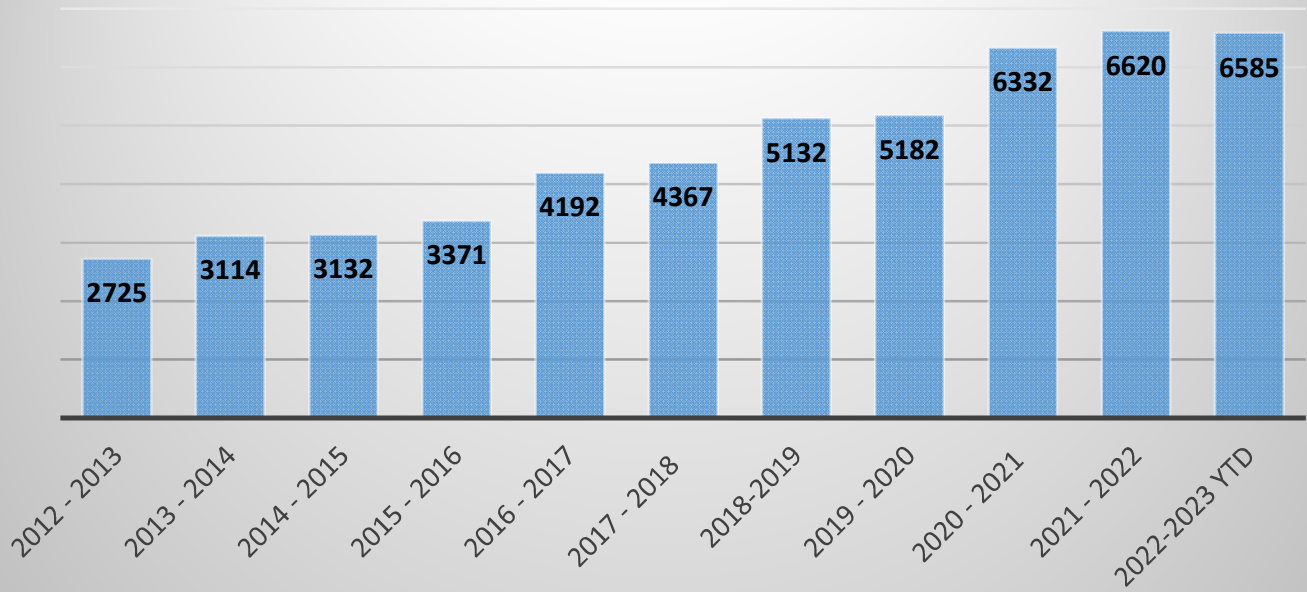
Comparison of Plan Review to Date

(Compared to cumulative total at this month in previous fiscal year)

Range	Fiscal Year 2020 - 2021	Fiscal Year 2021 - 2022	Percent Change
	Total Plans Reviewed	Total Plans Reviewed	Change Year to Date
July-June	6620	6585	-1%



Plan Reviews in Last 10 Years





Time by Stage

Date From 6/1/2023 and Date To 6/30/2023

Stage/Plan Type	Initial		Revisions		Total	
	No.	Avg. Days	No.	Avg. Days	No.	Avg. Days
<i>*Review time in business days.</i>						
Annexation and Rezoning	0		1	4.0	1	4.0
Antenna Co-locate	4	8.5	1	11.0	5	9.0
As-built Plans	3	14.3	5	7.2	8	9.9
Certificate of Appropriateness	2	1.0	0		2	1.0
Certificate of Occupancy - Commercial	5	2.8	3	1.0	8	2.1
Change Order	13	3.1	8	2.0	21	2.7
Civil Construction Plan	5	15.0	15	11.0	20	12.0
Commercial Change Order	13	4.9	4	7.5	17	5.5
Commercial Paving	0		2	4.5	2	4.5
Construction Trailer	2	4.5	4	3.5	6	3.8
Demolition Plan	6	5.7	4	4.5	10	5.2
Driveway, Patio or Paving Plan	3	2.3	2	2.0	5	2.2
Easement/ROW	5	10.4	8	6.4	13	7.9
Electrical Plan	7	3.9	3	4.0	10	3.9
Encroachment - City Streets/ROW	2	2.0	1	1.0	3	1.7
Energy Efficiency Test Results	23	1.0	3	1.0	26	1.0
Erosion Control/Stormwater Plan Only	1	11.0	0		1	11.0
Exterior Renovation	4	4.0	3	4.3	7	4.1
Feasibility Survey Report	7	4.3	1	13.0	8	5.4
Fence	30	4.6	15	1.9	45	3.7
Final Plat	0		1	5.0	1	5.0
Fire Alarm System Plan	5	11.0	0		5	11.0
Fire Sprinkler System Plan	7	4.6	9	2.6	16	3.4
Interior and Exterior Renovation	2	9.5	15	4.9	17	5.4
Interior Upfit/Renovations	12	5.3	19	4.6	31	4.9
Major Site Plan (NR > 20,000 sf or Res > 25 units)	2	10.5	2	13.5	4	12.0
Mechanical Plan	48	3.8	14	3.2	62	3.7
Minor Subdivision (3 or less new parcels)	5	5.0	5	3.8	10	4.4
Non-Residential Building Plans	2	11.0	17	5.3	19	5.9
Other/Miscellaneous	4	2.5	4	5.5	8	4.0
Plat Exemption (no new parcels created)	28	4.0	0		28	4.0
Post Construction Landscape Inspection	1	10.0	1	12.0	2	11.0
Pre-Application Notes	1	4.0	0		1	4.0
Preconstruction	1	1.0	0		1	1.0
Preconstruction for Building Permit	3	1.0	0		3	1.0
Preliminary Plat (4 or more lots)	1	6.0	0		1	6.0

Refrigeration Plan	1	1.0	3	2.3	4	2.0
Request to Place Equipment/Furnishings	2	1.0	2	1.0	4	1.0
Residential Accessory Structure	12	3.3	20	2.7	32	2.9
Residential Addition	21	3.6	11	3.1	32	3.4
Residential Attached Building Plan	2	7.5	0		2	7.5
Residential Detached Building Plan	21	4.4	11	3.5	32	4.1
Residential Repair/Alteration	21	3.0	23	1.9	44	2.4
Retaining Wall	0		1	9.0	1	9.0
Rezoning	0		1	13.0	1	13.0
Shop Drawings	1	2.0	0		1	2.0
Sign Plan	12	4.3	11	2.5	23	3.4
Sketch Plan	10	12.2	6	12.2	16	12.2
Solar Panel	10	8.9	4	2.0	14	6.9
Special Inspections Report	4	1.5	6	1.5	10	1.5
Storage Rack/Shelving Plan	0		1	2.0	1	2.0
Swimming Pool - Residential	3	1.3	10	2.7	13	2.4
Traffic Analysis	0		1	4.0	1	4.0
Utility Service Request	1	10.0	1	11.0	2	10.5
Warranty Inspection	1	64.0	0		1	64.0
ZBA Special Exception/ Variance/ Appeal	4	15.3	0		4	15.3
Zoning Short Term Rental Renewal	3	1.0	0		3	1.0
Zoning Verification Letter	11	4.7	0		11	4.7

Total Initial: 397

Total Revisions: 282

Total Plans: 679

Zoning Applications & Activities

June 2023

Zoning Applications Reviewed

Plan No.	Case No.	Description	No.
----------	----------	-------------	-----

Planning Commission

Rezoning:

	M-2023-18	Petition by True Homes LLC to rezone approximately 10.6 acres at 2098 Dutchman Drive and adjacent right-of-way from Single-Family 5 (SF-5) to Single-Family Attached (SF-A). Tax Parcel 636-02-01-003.	1
--	-----------	--	---

Major Site Plans:

20222478		Request by Little Diversified Architectural Consulting (Frank Miller) for Major Site Plan approval for an Assisted Living Facility at 193 Old Rawlinson Road.	1
----------	--	---	---

Zoning Board of Appeals (ZBA)

Special Exceptions, Variances, and Appeals:

	Z-2023-15	Request by Emily Parrish with Children's Attention Home for a special exception for a type A group home use and variances for minimum lot area, width, buffer, and setbacks at 322 & 328 Kuykendal St. The property is zoned Office and Institutional (OI). Tax map numbers 629-22-07-003 and 629-22-07-004.	1
	Z-2023-16	Request by Justin Smith for a variance to the maximum allotment of signage at 110 Southern Street. The property is zoned Downtown (DTWN). Tax map number 627-14-01-002.	1
	Z-2023-17	Request by Inga Carey for a special exception for animal care use and a special exception for the number of animals at 247 E. Mt. Gallant Rd. The property is zoned Limited Commercial (LC). Tax map number 667-01-01-153.	1
	Z-2023-19	Request by Barbara Pendergrass with Hope Fellowship Church for a special exception for commissary use at 95 Bird St. The property is zoned Office and Institutional (OI). Tax map number 630-06-03-007.	1

Rock Hill Board of Historic Review

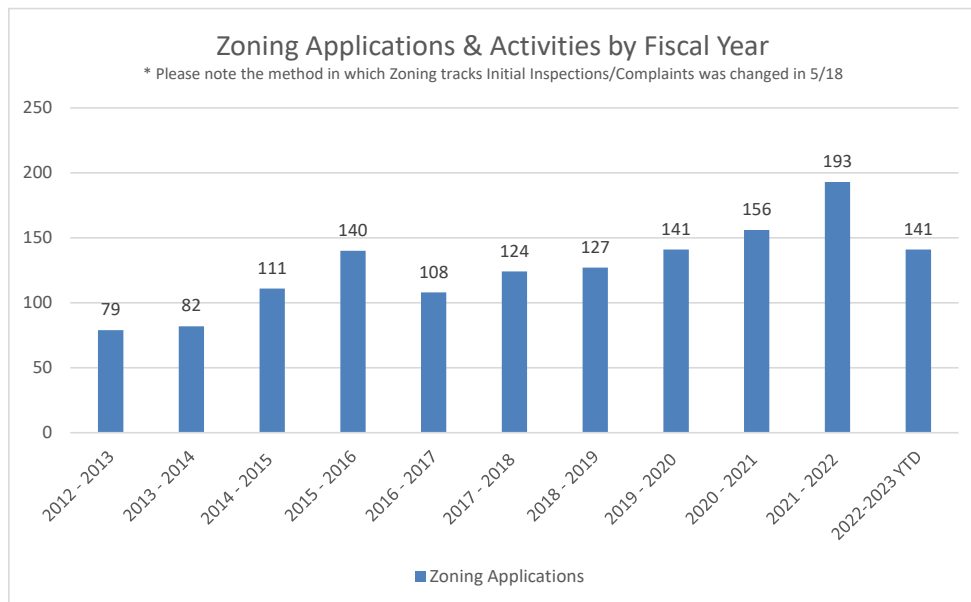
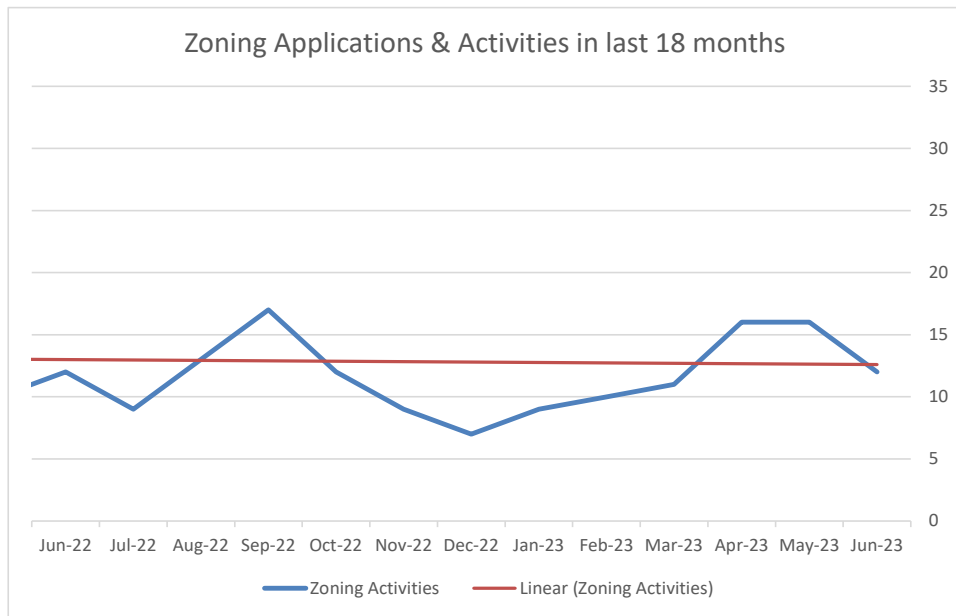
Certificates of Appropriateness:

20231045		114 N. Confederate, replace picket fence and re-paint house.	1
20231035		343 E. White St, detached garage.	1
20230603		374 Pendleton St, carport.	1
20231021		363 E. Main, fence.	1
20231236		151 E. Main, replace roof.	1
20222440		404 Pendleton, remove door on rear of home.	1

Total Applications Received:	12
-------------------------------------	-----------

Zoning Application & Activities

Fiscal Year 2022 - 2023	July	Aug	Sept	Oct	Nov	Dec	Jan	Feb	March	April	May	June	Total
Annexation	0	3	3	3	1	1	2	1	0	2	3	0	19
Major Site Plan	2	0	1	2	0	0	0	1	0	0	1	1	8
Planned Development	0	0	0	0	0	0	0	0	0	0	0	0	0
Preliminary Plat	1	1	0	0	0	0	0	0	0	1	1	0	4
Rezoning	3	4	5	2	3	2	1	1	4	6	5	1	37
Text Amendments	0	0	1	0	1	0	0	0	1	0	0	0	3
Special Exception/Variance	1	2	3	4	2	0	1	5	2	3	3	4	30
Other	0	0	0	0	1	0	2	1	0	2	1	0	7
Certificate of Appropriateness	2	3	4	1	1	4	3	1	4	2	2	6	33
Total	9	13	17	12	9	7	9	10	11	16	16	12	141



Business License Services
June 2023

Feasibility Meetings	Physical Address	Jobs Created	No of Applications	Feasibility?
Next Level Skin and Beauty	739 Galleria Blvd.		1	
Southern Craft Services, Inc.	1200 Constitution Blvd. 102		1	
Simply Providence of Providence Classical School	2132 Ebenezer Rd.		1	
Hot Dog Depot	130 White St. W A		1	
Carolina Family Jiu Jitsu	2550 Main St. #133		1	
I Am Whole- Mental health & Public Outreach	403 E. Main St.		1	
Robin's Quality Consignments	232 Cherry Rd. S 150		1	
Richie Peperoni's LLC	819 Terrace Pk. 103		1	
Kids World Family Center	862 Saluda St.		1	
Hope Fellowship Church at Rock Hill	505 University Dr.		1	
Total			10	

Three
businesses were assisted through the whole process beginning with the feasibility inspection

New Businesses with a Commercial Business Location:	Physical Address	Jobs Created	No of Applications	Feasibility?	Type of Business
REM Enterprises The Rock Bar and Grill	524 Anderson Rd. N	4	1	Yes	Extended Hours Restaurant Serving Alcoho
Hoppin' RH	110 Southern St.	10	1	No	Restaurant and Tap Room
Chilango Tacos y Mas, LLC Chilango Tacos y Mas	378 Technology Center Way 1010-106	10	1	No	Powerhouse Food Court Restaurant
The Ligon Company Properties	2676 Main St. W	10	1	No	Real Estate and Property Management Company
Auxitium, LLC	274 Columbia Av N 204	25	1	No	Technology Program Management
Ms Lillians Kitchen LLC Ms. Lillian's Kitchen	378 Technology Center Way 1010-104	15	1	No	Powerhouse Food Court Restaurant
Letourneau Enterprises	271 Mt Gallant Rd.	2	1	No	Contractor - Equipment Yard
Flip Out Burger llc Flip Out Burger	378 Technology Center Way 1010-105	10	1	No	Powerhouse Food Court Restaurant
First Place Auto Sales LLC	855 Anderson Rd. N	2	1	No	Automobile Sales
Heredia Electric LLC	753 White St. E	1	1	Yes	Electrical Contractor
Naroodle LLC Naroodle Chibi	378 Technology Center Way 1010-102	8	1	No	Powerhouse Food Court Restaurant
Paintball Sports Park Paintball Central	900 Anderson Rd. S	5	1	No	Paintball Sports Park
The Local Scoop Power House, LLC	378 Technology Center Way 1010-103	20	1	No	Ice Cream Shop
I am by cheri sija Loc Don	875 Albright Rd. 109	3	1	No	Hair Braiding Salon
K & S Auto Brokers, Inc.	1909 Cherry Rd.	6	1	No	Automobile Sales
The Princess Palace Spa	1565 Ebenezer Rd. 130	1	1	No	Spa Services - Waxing & Body Treatments
ML Pulmonology LLC	200 Herlong Av S H	4	1	No	Pulmonology
Carwax LLC Carpa Auto Broker	1210 Cherry Rd.	4	1	No	Automobile Sales
CharLatte Coffee Rock Hill, LLC Javesca Coffee	378 Technology Center Way 1010-101	12	1	No	Coffee Shop
Power House Bar LLC	378 Technology Center Way 1010	10	1	No	Bar
Research Group of Orange County Inc	1348 Ebenezer Rd. 102	2	1	No	Judgement Recovery
Carolina Motorworks	1462 Ebenezer Rd. 103	2	1	No	Automobile Sales
Mamba Wraps	1051 Albright Rd. 103	1	1	No	Vehicle Wraps and Graphics Services
Queen Me Fly LLC	465 Herlong Ave. S C	1	1	No	Retail Sales - Clothing
Greenrise Technologies, LLC	958 Anderson Rd. N	70	1	No	Erosion Control Services
A-1 Driving School, LLC	725 Cherry Rd. 136	1	1	No	Driving School
Kayla Mayville Cashmere & Honey Boutique	652 Herrons Ferry Rd. 111	1	1	No	Retail Women's Clothing & Accessories Sales
Southern Craft Services, Inc. Fibrenew Rock Hill	1200 Constitution Blvd. 102	1	1	Yes	Upholstery Repair Services
Majestic Auto Sales LLC Majestic Auto Sales	701 Anderson Rd. N 105	0	1	No	Automobile Sales
Delancy McBride DelancysTouch	725 Cherry Rd. 157B-117	1	1	No	Cosmetologist
Carolina ABA LLC Carolina ABA	1447 Ebenezer Rd.	12	1	No	ABA Therapy
Total		254	31		

New Home-Based Businesses:	Physical Address	Jobs Created	No of Applications	Type of Business
On The Go Mobile Services, LLC	1183 Watson St.	1	1	Mobile Transportation/Laboratory Services
Photo Construction	158 Westerwood Dr.	1	1	Handyman Repairs
J&K Soft Wash LLC	1416 Flintwood Dr. D	1	1	Soft Wash - Pressure Washing
True Transportation LLC	851 Thistledown Dr.	15	1	Office for Transportation Services
Ark Vending	327 Frayser St.	1	1	Vending Machines
Barbara Pendergrass Funnel Cake Lady	1154 Doris Ct.	2	1	Catering - Funnel Cakes
Majestic Limousines LLC	863 Mt Gallant Rd.	1	1	Transportation Services
OMG Lemonade	911 Main St. E	0	1	Mobile Beverage (Citrus Ade) Vendor
NicBros Commerce	1742 Baylor Dr.	3	1	Prepare Inventory for Shipment
DGD Power Washing Solutions	698 Bancroft Dr.	0	1	Power Washing Services
Shanice Imani	1139 Constitution Park Blvd.	1	1	Online Shoe Sales
Restoration Web Design, LLC Restoration Web Design	389 Stephanie Ln.	2	1	Web Design Services
Lillie Mae Florals, LLC	1159 India Hook Rd.	1	1	Florist
Total		29	13	

Business License Exempt:	Physical Address	Jobs Created	No of Applications	Type of Business
Hawkinshill I Am Whole	403 Main St. E	10	1	Mental Health Awareness Services
Dish Wireless, LLC	914NS Albright Rd. 102	0	1	Cell Tower Site
Dish Wireless Holding LLC	590NS Bryant Blvd. 104	100	1	Cell Tower Site
Cultivate Church Inc Cultivate Church	1025 Saluda St.	2	1	Church
T-Mobile South LLC	590NS Bryant Blvd. 103	0	1	Cell Tower Site
Total		112	5	

New Outside City Businesses, Per Job, & One Time Event	City	State	No of Applications	Type of Business
JhaseMade LLC JhaseMade Lemonade	Fort Mill	SC	1	Mobile Beverage Vendor (lemonade)
EcoGreen Home Services	Cornelius	NC	1	Mechanical Contractor - EL2, PB2
G Campbell Construction Co Inc	Rock Hill	SC	1	General Contractor - PL5
Solestars 2 LLC	Lancaster	SC	1	Lessor of Commercial Real Estate
Daisy Lemonade LLC	York	SC	1	Mobile Beverage Vendor (lemonade & hot chocolate)
Sheds Direct LLC	Granite Falls	NC	1	Portable Storage Sheds
Honest Elderberry Co.	Rock Hill	SC	1	Elderberry Syrup Sales
Sundari N Muhammad Melanated Berries	Chester	SC	1	Online/Event Sales - Vegan Treats
CSG International	Omaha	NE	1	Printing & Software Services
Jeff Cook Real Estate, LLC	Ladson	SC	1	Offices of Real Estate Agents & Brokers
Greybridge Rock Hill Culp, LLC	Waxhaw	NC	1	Real Estate Development
Copes Grill & Catering, LLC	Edgemoor	SC	1	Mobile Food Vendor
Capital City Mechanical Services, LLC	Norcross	GA	1	Mechanical Contractor - AC4, HT4
The Moss Garden	york	SC	1	Home-Based Bakery
Paycom Payroll Holdings LLC	Oklahoma City	OK	1	Payroll Services
Window Nation, LLC	Lexington	SC	1	Specialty Contractor
Dumplin' Moore LLC	Rock Hill	SC	1	Demolition & Junk Removal Services
Premier Hydration	Fort Mill	SC	1	Mobile IV Hydration
True BMX LLC	Rock Hill	SC	1	Mobile Vendor - Retail Bicycle Parts & Components
Imre Nagy Imre Nagy	Clover	SC	1	Artist/Muralist
Unlimited Site Services LLC	Rock Hill	SC	1	Residential Concrete Contractor
BSB Design, Inc.	Charlotte	NC	1	Architectural Services
Light House Electric of the Carolinas LLC	Pageland	SC	1	Residential Electrical Contractor
Beyond Hospitality LLC Peach Cobbler Factory Indian Land	Rock Hill	SC	1	Mobile Food Services - Dessert Bar
Mr. Roofer LLC	Fort Mill	SC	1	Residential Specialty Contractor
A New Leaf Home Care LLC	Fort Mill	SC	1	Non-Medical In-Home Care
Paramount Air Solutions, LLC	Kannapolis	NC	1	Mechanical Contractor - AC2
Millennium Lighting Solutions, Inc MLC Electric	Charlotte	NC	1	Mechanical Contractor - EL3
Stelco Electric, LLC	Monroe	NC	1	Mechanical Contractor - EL5

Superior Plus Energy Services Inc Reid Gas	Roebuck	SC	1	LP Gas Delivery
BAF Assets, LLC	Austin	TX	1	Property Management
Siteimprove, Inc. Siteimprove, Inc.	Bloomington	MN	1	Software As A Service (SaaS) Company That Created Cloud-Based Tools and Services for Websites
Sheetology, Inc.	York	SC	1	Retail - Comforters, Sheets, Pillows, Etc.
Christopher Gibbs GameDay Turf Management	West Columbia	SC	1	Sports Turf Management
Copper Crown Properties LLC	Sherrills Ford	NC	1	For-Sale Remodeler
Policy Confluence, Inc. Polco	Middleton	WI	1	Community Engagement Survey Services
5th Sin, LLC 5th Sin Food Truck	Fort Mill	SC	1	Mobile Food Vendor
Seagraves Grading Group Inc Seagraves Grading Group Inc	Rockwell	NC	1	General Contractor - GD2, WL2
Cherry Cleaning Service	Rock Hill	SC	1	Cleaning Service
James Hildebrandt	Rock Hill	SC	1	Residential Heating and Air Contractor
Tyler Scott Mastera	York	SC	1	Residential Homebuilder
My Garage Squad	Rock Hill	SC	1	Garage Door Repair
Caliber Construction Services	Matthews	NC	1	Residential Builder Specialty Contractor -Masonry, Stucco Installer
Burke Developer Inc	Mooreville	NC	1	Residential Homebuilder
G.W. Liles Construction Co., Inc.	Concord	NC	1	General Contractor - BD5
MUTAZZ SERVICES LLC	Charlotte	NC	1	General Contractor - EL5, AC5, PK5
Commonwealth Custom Homes, LLC	Charlotte	NC	1	Residential Homebuilder
Lexren LLC	Indian Trail	NC	1	Pool Contractor
Timmons Group, Inc	Richmond	VA	1	Civil Engineering and Land Surveying
Michaels Heating and Air	Rock Hill	SC	1	Heating and Air Contractor
Michaels Heating and Air	Rock Hill	SC	1	Heating and Air Contractor
N Charlotte Electrical Contracting & Svc Co	Charlotte	NC	1	Mechanical Contractor - EL4
Power Home Remodeling Group LLC	Charlotte	NC	1	Residential Specialty Contractor
Alfred A Lindsay, AIA, NCARB	Chester	SC	1	Architectural Services
S & S Sign Services	Johns Creek	GA	1	Sign Installation
Woodson Steel LLC	Rock Hill	SC	1	Steel Fabrication and Erection
Davco Roofing and Sheet Metal, Inc.	Huntersville	NC	1	General Contractor - SRS
Modern Wall Systems Inc	Charlotte	NC	1	New construction & repairs/restorations - stucco, EIFS
Eco Renos	Lexington	SC	1	Residential Electrical and Specialty Contractor-Carpentry/Roofing/Solar, Mech Contractor - EL4
Carolina Grading Service	Monroe	NC	1	Grading & Site Development
Smiley Structural Engineering, LLC	Roswell	GA	1	Engineering Services
MSS Solutions LLC	Charlotte	NC	1	Mechanical Contractor - AC5, HT5, EL5
Candlelight Homes LLC	Clover	SC	1	Residential Contractor
DES Solutions, Inc.	Greensboro	NC	1	Mechanical Contractor - EL2, RG2, AC2
Callahans Painting	Fort Mill	SC	1	Painting Services
Morris Mechanical Inc	Dallas	NC	1	Mechanical Contractor - AC4, HT4
RTS Construction Inc	Boone	NC	1	General Contractor - BD2
Premier Fence LLC	Fort Mill	SC	1	Fence Installation
CTS Foley LLC P Saylor Fence	Charlotte	NC	1	Fence Contractor
West Shore Home, LLC West Shore Home	Mechanicsburg	PA	1	General Contractor - BD2
Duane Stanek	Lake Wylie	SC	1	Site Inspections
Betacom Inc.	Indian Trail	NC	1	General Contractor - BD2, SF2
Crown Paving LLC	Charlotte	NC	1	General Contractor - BD4, AP4
Hillman Design Build, LLC	Charlotte	NC	1	General Contractor - BD5
Custom Signs Plus	Greensboro	NC	1	Sign Installation
R & N Construction Group LLC	Charlotte	NC	1	Retaining Wall Contractor
Gusar Electric Solution LLC	Clover	SC	1	Mechanical Contractor - EL2
BEC Contracting, LLC	York	SC	1	Mechanical Contractor - EL4
Ransom Electrical Services LLC	Trinity	NC	1	Electrical Contractor - EL2
Barfield Grading Company, Inc.	Fort Mill	SC	1	General Contractor - HYS WL5
West Shore Home, LLC West Shore Home	Mechanicsburg	PA	1	General Contractor - BD2
Forza Group, Inc.	Peachtree City	GA	1	General Contractor - BD5, Electrical Contractor - EL5
Morris Mechanical, Inc.	Dallas	NC	1	Mechanical Contractor - AC4, HT4
Premier Fence LLC	Fort Mill	SC	1	Fence Installation
Crawford Sprinkler Co of SC Inc	Lugoff	SC	1	Fire Sprinkler Contractor
Power Source Electrical Services, Inc	Charlotte	NC	1	Mechanical Contractor - EL2 PK2
Blythe Brothers Asphalt	Charlotte	NC	1	General Contractor - HYS, WL5
Wilkus Architects PA	Hopkins	MN	1	Architectural Services
Carolina Home Remodeling LLC	Charlotte	NC	1	Residential Contractor
EMR Services Inc	High Point	NC	1	Asbestos Abatement and Demolition Services
Michael Isaac Mitchell	York	SC	1	Residential Specialty Roofing Contractor
Empire Plumbing Company	Concord	NC	1	Mechanical Contractor - PB4
Michael Isaac Mitchell	York	SC	1	Residential Specialty Roofing Contractor
Precision Sidewalk Safety Corp	Mt Pleasant	SC	1	Sidewalk Repairs
Hendrick Construction, Inc.	Charlotte	NC	1	General Contractor - BD5, SRS
Lexren LLC	Indian Trail	NC	1	Pool Contractor
Felder Construction, LLC	Camden	SC	1	General Contractor
Lisle Architecture & Design, Inc.	Wilmington	NC	1	Architectural Services
Boatright Company, Inc.	Monroe	NC	1	Mechanical Contractor - EL5 RG5
Barton Contracting	Charlotte	NC	1	General Contractor - BD4 AP4 WL4
Tom Elkins Construction	Rock Hill	SC	1	Residential Homebuilder
Lapis Patios and Hardscapes	Tega Cay	SC	1	Residential Specialty - Masonry
LTC Associates, Inc	Columbia	SC	1	Architecture Firm
Roper Construction Co	Charlotte	NC	1	General Contractor - BD4
Lakeshore Construction LLC	Fort Mill	SC	1	General Contractor - LB3
N Charlotte Electrical Contracting & Svc Co	Charlotte	NC	1	Mechanical Contractor - EL4
Lexren LLC	Indian Trail	NC	1	Pool Contractor
Zohner Construction LLC	York	SC	1	Residential Homebuilder
Premier Fence LLC	Fort Mill	SC	1	Fence Installation
Great Day Improvements LLC	Northbrook	IL	1	General Contractor - BD2
Total			110	

Total Businesses Assisted this Month	164
Total Jobs Created this Month	283
Total Jobs Created this Fiscal Year	3501

Business Licenses - Total Businesses Assisted

Fiscal Year	July	Aug	Sept	Oct	Nov	Dec	Jan	Feb	March	April	May	June	Total
2016 - 2017	62	59	68	69	51	38	59	46	78	67	127	81	805
2017 - 2018	117	103	78	95	86	46	122	108	109	148	132	96	1240
2018 - 2019	108	101	97	117	149	60	112	84	141	112	169	186	1436
2019 - 2020	156	178	150	137	119	131	107	105	107	105	114	132	1541
2020 - 2021	170	141	114	126	135	140	157	180	176	180	257	199	1975
2021 - 2022	200	147	163	157	174	180	157	164	229	176	177	165	2089
2022-2023	166	157	136	169	112	148	123	185	148	157	168	164	1833

Jobs Created in Rock Hill from New Businesses

* Started tracking jobs in March 2016

Fiscal Year	July	Aug	Sept	Oct	Nov	Dec	Jan	Feb	March*	April	May	June	Total
2016 - 2017	97	69	282	115	160	128	77	113	281	185	128	191	785
2017 - 2018	120	168	143	88	144	53	137	87	78	580	158	238	1994
2018 - 2019	313	95	186	418	138	101	411	212	194	157	1220	205	3650
2019 - 2020	270	499	183	230	211	513	231	234	144	457	167	234	3373
2020 - 2021	361	257	263	210	150	168	250	181	283	268	488	660	3539
2021 - 2022	79	603	317	417	353	239	210	139	320	394	215	215	3501
2022 - 2023	303	339	210	302	159	537	89	150	126	1267	253	283	4018

